




NAMIBIA COVID-19 SITUATION REPORT NO. 355

Outbreak Name	COVID-19 outbreak	Country affected	Namibia
Date & Time	08.03.2021 17h00	Investigation start Date	13 March 2020
Prepared by	Surveillance Team		

HIGHLIGHTS/SITUATION UPDATE (08/03/2021)

- A total of **40337** cases have been recorded to-date, representing **2%** of the population.
- More male cases **20417 (51%)** were recorded compared to female cases **19920 (49%)**.
- Of the total confirmed cases, **1810 (4%)** are Health Workers (HWs).
 - 1410 (78%) State; 396 (22%) Private, 4 (0.2%) Non-Governmental Organizations.
 - 1749 (97%) recoveries and 6 (0.3%) deaths.
- The recovery rate now stands at **94%**.

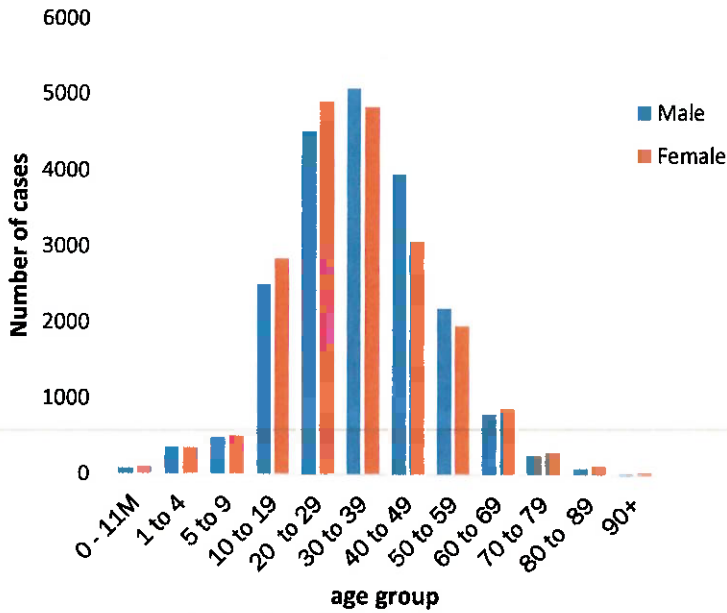


- All fourteen (14) regions have reported confirmed cases; **Khomas** and **Erongo** regions reported the highest with **15532 (39%)** and **7543 (19%)** respectively.
- Of the total fatalities, **353 (80%)** are COVID-19 deaths while **91 (20%)** are COVID-19 related deaths.

Table 1: Distribution of confirmed COVID-19 cases by region, 08 March 2021

Region	Total No. of cases	Active cases	Recoveries	Cumulative Deaths	Cumulative deaths with co-morbidities	Non-COVID deaths	Health Workers
Erongo	7543	181	7267	91	87	4	200
Hardap	1639	60	1558	21	16	0	35
//Kharas	2543	71	2442	30	25	0	113
Kavango East	1506	285	1206	15	11	0	96
Kavango West	168	4	162	2	2	0	8
Khomas	15532	283	15083	166	153	0	769
Kunene	966	12	945	9	9	0	48
Oshana	980	170	795	13	10	2	48
Omaheke	902	95	796	11	8	0	43
Omusati	1037	31	1001	5	3	0	31
Oshana	2568	225	2315	28	21	0	189
Oshikoto	2201	123	2066	10	10	2	100
Otjozondjupa	2156	184	1937	35	27	0	96
Zambezi	596	268	320	8	6	0	34
Total	40337	1992	37893	444	388	8	1810

EPIDEMIOLOGICAL SITUATION IN NAMIBIA



**Figure 1: Age and Sex distribution of COVID-19 confirmed cases
08 March 2021**

- Of the total confirmed cases, **26384 (65%)** are in the 20-49 years age-brackets which constitutes the majority of the recorded cases.
- A total of **6353 (16%)** of the confirmed cases are among the 5-19 years category.
- The under 5 years age group make up **914 (2%)** of the total cases whereas, **2528 (6%)** are above 60 years of age.

**Table 2: COVID-19 specimen recorded at the Laboratories
08 March 2021**

VARIABLES	TOTAL
Total samples received by the Laboratory	311980
Total samples tested	300253
Total samples re-tested	11610
Total positive results	40337
Total negative results	259863
Total samples discarded	117
Invalid results	0
Total pending results	46
Indeterminant/Inconclusive	7
Suspected cases in 24 hours (excludes re-tests)	1040

- To date, **311863** tests (including **11610** re-tests) have been conducted by NIP, Path-Care, NAMDEB, UNAM, Namib Poultry, Diagno, NAMPath and Central Veterinary laboratories.
- Since the beginning of the outbreak, **72860** contacts of confirmed cases have been identified, **609** new contacts were identified within the last 24 hours from 14 regions.
- Cumulatively, **68568** contacts have completed their monitoring period, while a total of **10039 (24%)** contacts of confirmed cases have tested positive.
- Today, **2402 (60%)** out of **4003** active contacts monitored.

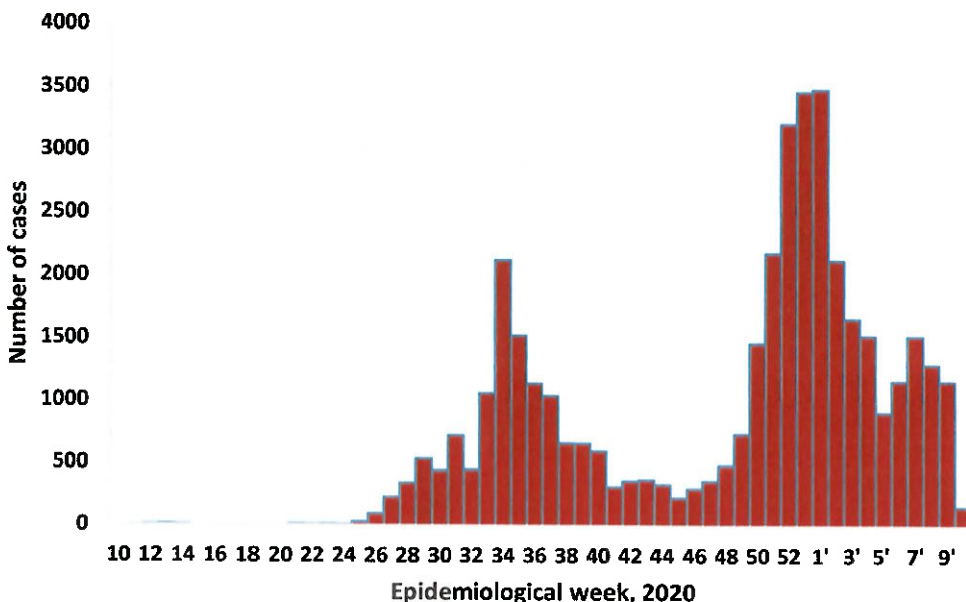


Figure 2: Epi-curve for confirmed COVID-19 cases, 08 March 2021

The National Call Center continues operations for 24 hours daily.

Today (08/03/2021), **490** calls were answered including **21** alerts.

- A highest peak of **3485 (9%)** cases was recorded during week 1 in 2021 (Figure 2).

Table 3: Number of people in mandatory quarantine facilities, 08 March 2021

Region	Newly quarantined 24 Hrs.	Cumulative number	Number discharged	Number in quarantine now
Erongo	2	5160	5138	22
Hardap	4	1466	1426	40
Kavango	24	1148	1118	30
Khomas	0	3363	3206	157
//Kharas	0	4760	4637	123
Kunene	8	3330	3174	156
Ohangwena	0	644	644	0
Omaheke	0	4243	3930	313
Omusati	0	551	551	0
Oshana	0	400	399	1
Oshikoto	90	9321	8386	935
Otjozondjupa	0	1403	1386	17
Zambezi	0	1393	1382	11
Total	128	37182	35377	1805

> Since March 2020, **37182** people have been placed into mandatory quarantine facilities around the country.

> A total of **1805** people are currently in quarantine, with **128** new admissions.

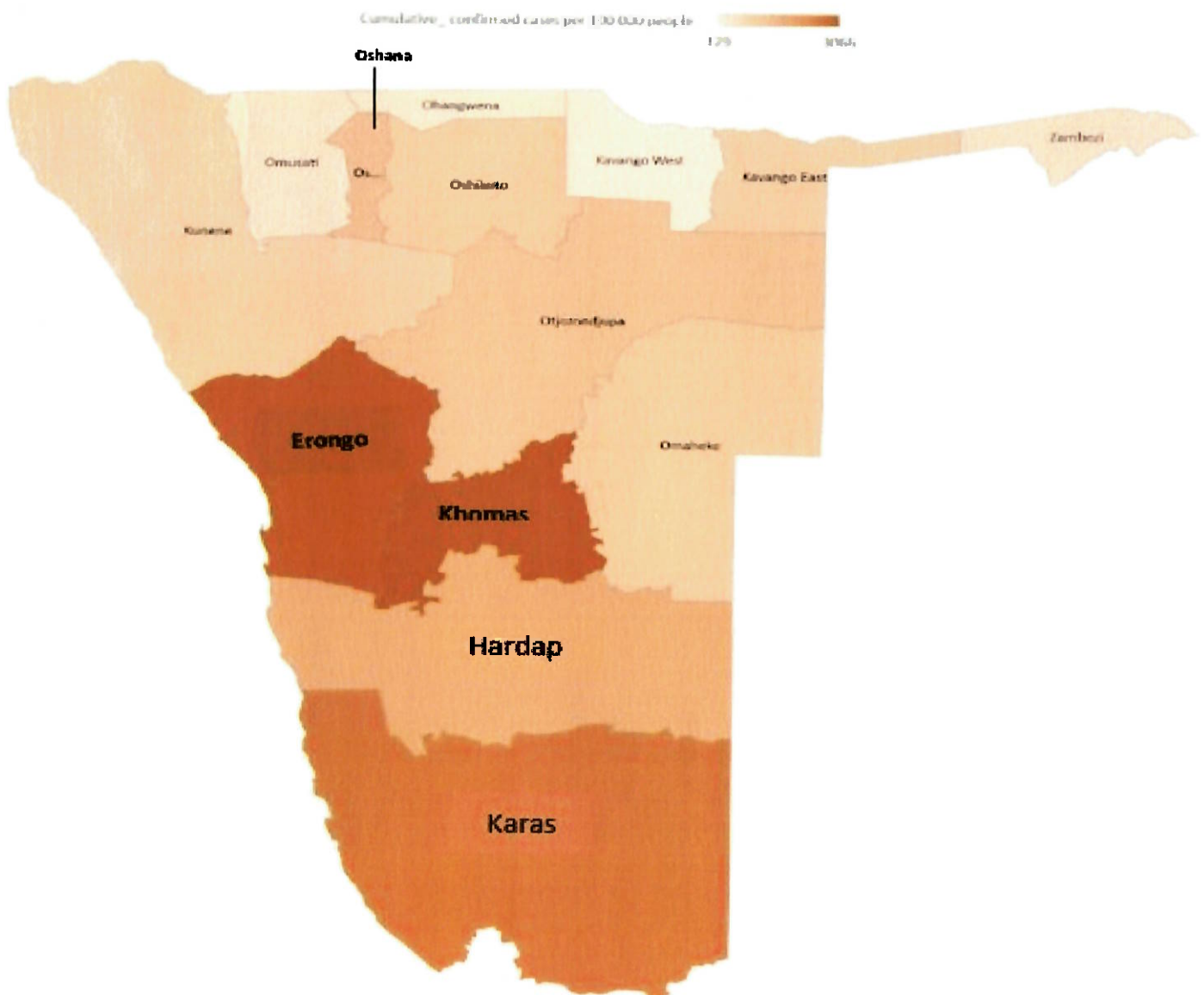


Figure 3: Distribution of cumulative confirmed cases per 100 000 by region, 08 March 2021

PUBLIC HEALTH ACTION(S)

- Mechanisms are underway on how to roll out the vaccine nationwide once it is made available.
- The government and developmental partners continue to prioritise the continuation of essential health services.

CHALLENGES

- Non-adherence to COVID-19 prevention measures by the general public.


RECOMMENDATIONS

- Continue to give awareness on the importance of adhering to COVID -19 prevention measures; with the involvement of the Security Cluster.

APPROVED



INCIDENT MANAGER
08 MARCH 2021





SECRETARIAT

For enquiries, please contact

Namibia Public Health Emergency Operations Centre;

 PHEOC@mhss.gov.na

 0800 100 100

 0851 100 100