



NAMIBIA COVID-19 SITUATION REPORT NO. 362

Outbreak Name	COVID-19 outbreak	Country affected	Namibia
Date & Time	15.03.2021 17h00	Investigation start Date	13 March 2020
Prepared by	Surveillance Team		

HIGHLIGHTS/SITUATION UPDATE (15/03/2021)

TOTAL

Tested 321816

Confirmed 41466

Active 2190

Recovered 38793

Death 474

TODAY

Tested 784

Confirmed 42

Active 2190

Recovered 279

Death 9

- A total of **41466** cases have been recorded to-date, representing **2%** of the population.
- More male cases **20959 (51%)** were recorded compared to female cases **20507 (49%)**.
- Of the total confirmed cases, **1863 (4%)** are Health Workers (HWs).
 - 1458 (78%) State; 401 (22%) Private, 4 (0.2%) Non-Governmental Organizations.
 - 1749 (94%) recoveries and 6 (0.3%) deaths.
- The recovery rate now stands at **94%**.
- All fourteen (14) regions have reported confirmed cases; *Khomas and Erongo* regions reported the highest with **15768 (38%)** and **7669 (18%)** respectively.
- Of the total fatalities, **379 (80%)** are COVID-19 deaths while **95 (20%)** are COVID-19 related deaths.

Table 1: Distribution of confirmed COVID-19 cases by region, 15 March 2021

Region	Total No. of cases	Active cases	Recoveries	Cumulative Deaths	Cumulative deaths with co-morbidities	Non-COVID deaths	Health Workers
Erongo	7669	183	7386	95	91	5	204
Hardap	1711	84	1603	24	19	0	42
//Kharas	2609	73	2503	33	28	0	117
Kavango East	1596	264	1314	18	14	0	100
Kavango West	173	5	166	2	2	0	8
Khomas	15768	401	15197	170	155	0	777
Kunene	991	27	954	10	10	0	52
Ohangwena	1015	82	918	13	10	2	50
Omaheke	948	31	906	11	8	0	43
Omusati	1137	103	1027	7	4	0	31
Oshana	2629	247	2352	30	20	0	201
Oshikoto	2296	145	2138	11	11	2	107
Otjozondjupa	2272	222	2009	41	31	0	96
Zambezi	652	323	320	9	6	0	35
Total	41466	2190	38793	474	409	9	1863

EPIDEMIOLOGICAL SITUATION IN NAMIBIA

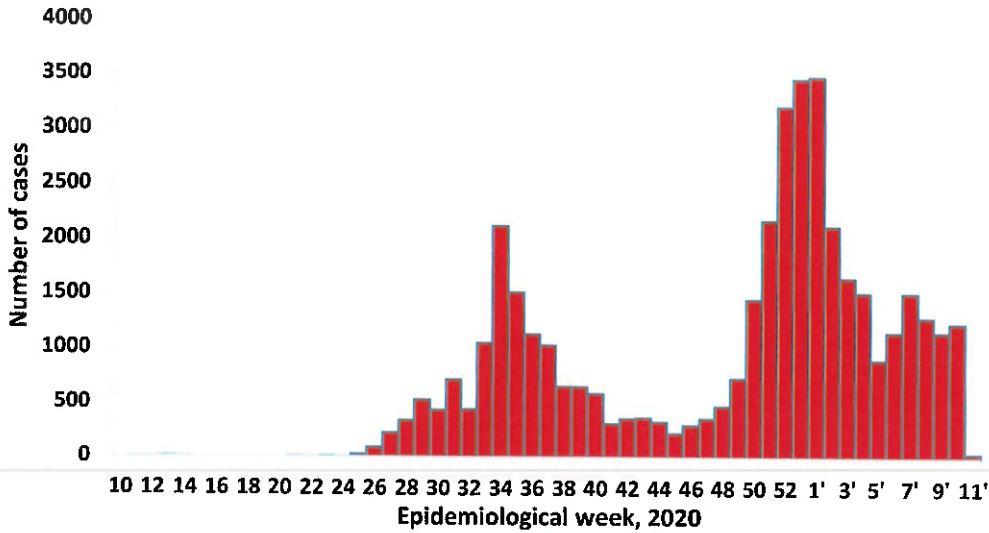


Figure 1: Epi-curve for confirmed COVID-19 cases, 15 March 2021

The National Call Center continues operations for 24 hours daily.

Today (15/03/2021), **501** calls were answered including **29** alerts.

A highest peak of **3485 (8%)** cases was recorded during week 1 in 2021 (Figure 2).

Of the total confirmed cases, **26977 (65%)** are in the 20-49 years age-brackets which constitutes the majority of the recorded cases.

A total of **6662 (16%)** of the confirmed cases are among the 5-19 years category.

The under 5 years age group make up **947 (2%)** of the total cases whereas, **2611 (6%)** are above 60 years of age.

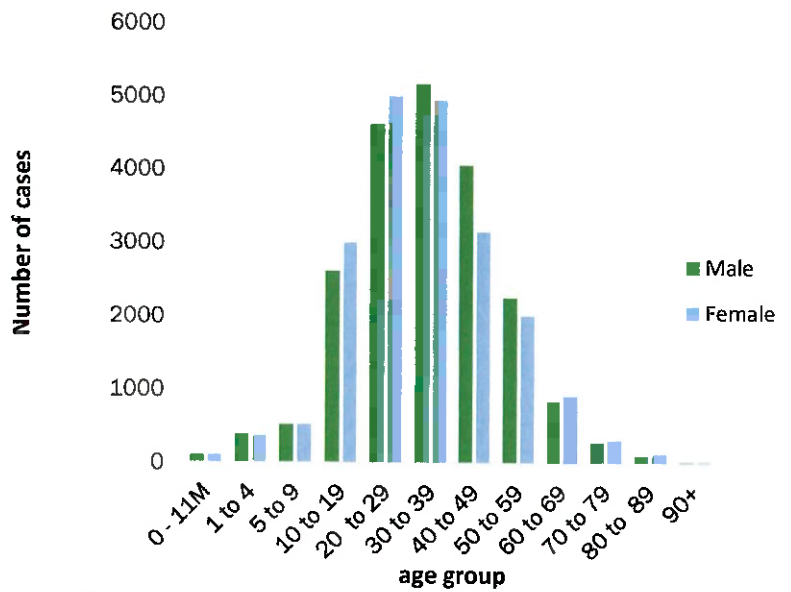


Figure 2: Age and Sex distribution of COVID-19 confirmed cases, 15 March 2021

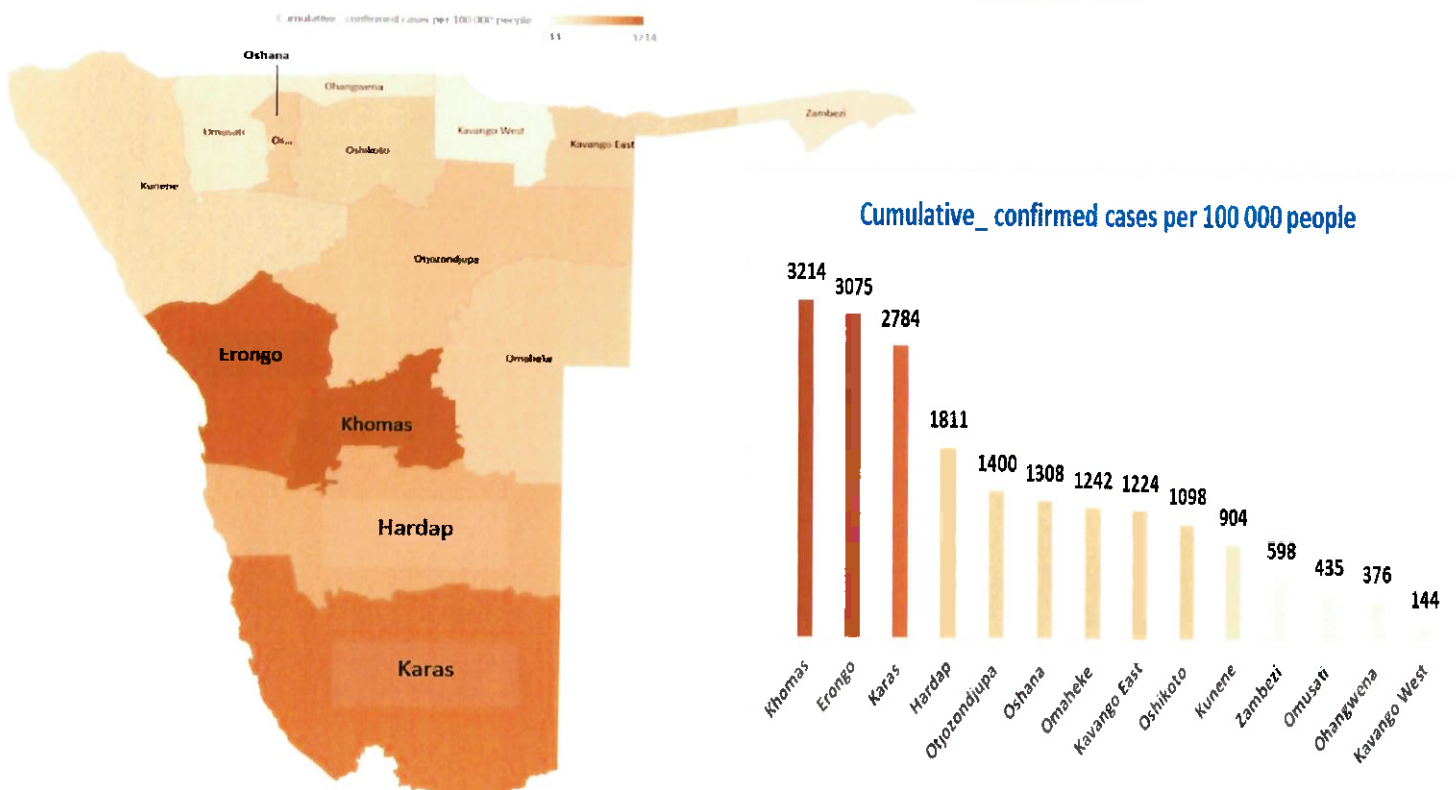


Figure 3: Distribution of cumulative confirmed cases per 100 000 by region, 15 March 2021

Table 2: COVID-19 specimen recorded at the Laboratories, 15 March 2021

VARIABLES	TOTAL
Total samples received by the Laboratory	321933
Total samples tested	310151
Total samples re-tested	11665
Total positive results	41466
Total negative results	268632
Total samples discarded	117
Invalid results	0
Total pending results	46
Indeterminant/Inconclusive	7
Suspected cases in 24 hours (excludes re-tests)	780

To date, **321816** tests (including **11665** re-tests) have been conducted by NIP, Path-Care, NAMDEB, UNAM, Namib Poultry, Diagno, NAMPath and Central Veterinary laboratories.

Since the beginning of the outbreak, **75106** contacts of confirmed cases have been identified, **658** new contacts were identified within the last 24 hours from 14 regions.

Cumulatively, **70882** contacts have completed their monitoring period, while a total of **10383 (25%)** contacts of confirmed cases have tested positive.

Today, **2731 (68%)** out of **3998** active contacts monitored.

Table 3: Number of people in mandatory quarantine facilities, 15 March 2021

Region	Newly quarantined 24 Hrs.	Cumulative number	Number discharged	Number in quarantine now
Erongo	0	5193	5163	30
Hardap	2	1492	1461	31
Kavango	0	1230	1201	29
Khomas	0	3363	3206	157
//Kharas	0	4766	4637	129
Kunene	114	3533	3360	173
Ohangwena	0	690	690	0
Omaheke	0	4400	4316	84
Omusati	0	553	551	2
Oshana	0	400	400	0
Oshikoto	0	10063	9145	918
Otjozondjupa	0	1403	1388	15
Zambezi	0	1408	1382	26
Total	116	38494	36900	1594

Since March 2020, **38494** people have been placed into mandatory quarantine facilities around the country.

A total of **1594** people are currently in quarantine, with **116** new admissions.

PUBLIC HEALTH ACTION(S)

- Mechanisms are underway on how to roll out the vaccine nationwide once it is made available.
- The government and developmental partners continue to prioritise the continuation of essential health services.


CHALLENGES

- Lack of isolation units and facilities for cases detected in boarding schools.
- Non-adherence to COVID-19 prevention measures by the general public.

RECOMMENDATIONS

- Establish fully equipped isolation units and facilities for cases detected in schools.
- Continue to give awareness on the importance of adhering to COVID -19 prevention measures; with the involvement of the Security Cluster.




APPROVED



INCIDENT MANAGER
15 MARCH 2021



SECRETARIAT

For enquiries, please contact
Namibia Public Health Emergency Operations Centre;
 PHEOC@mhss.gov.na
 0800 100 100
 0851 100 100