



NAMIBIA COVID-19 SITUATION REPORT NO. 350

Outbreak Name	COVID-19 outbreak	Country affected	Namibia
Date & Time	03.03.2021 17h00	Investigation start Date	13 March 2020
Prepared by	Surveillance Team		

HIGHLIGHTS/SITUATION UPDATE (03/03/2021)

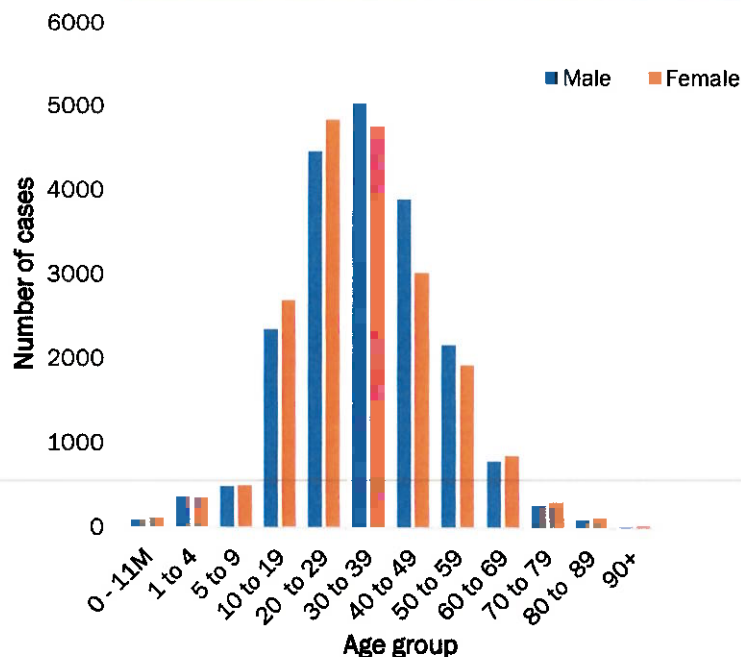
TOTAL	TODAY
Tested 304922	Tested 1510
Confirmed 39466	Confirmed 169
Active 1979	Active 1979
Recovered 37043	Recovered 63
Death 436	Death 2

- A total of **39466** cases have been recorded to-date, representing **2%** of the population.
- More male cases **20010 (51%)** were recorded compared to female cases **19456 (49%)**.
- Of the total confirmed cases, **1769 (4%)** are Health Workers (HWs).
 - 1373 (78%) State; 392 (22%) Private, 4 (0.2%) Non-Governmental Organizations.
 - 1686 (95%) recoveries and 6 (0.3%) deaths.
- The recovery rate now stands at **94%**.
- All fourteen (14) regions have reported confirmed cases; **Khomas and Erongo** regions reported the highest with **15375 (39%)** and **7488 (19%)** respectively.
- Of the total fatalities, **346 (79%)** are COVID-19 deaths while **90 (21%)** are COVID-19 related deaths.

Table 1: Distribution of confirmed COVID-19 cases by region, 03 March 2021

Region	Total No. of cases	Active cases	Recoveries	Cumulative Deaths	Cumulative deaths with co-morbidities	Non-COVID deaths	Health Workers
Erongo	7488	187	7207	90	86	4	198
Hardap	1604	58	1528	18	14	0	35
//Kharas	2489	123	2336	30	25	0	105
Kavango East	1401	408	978	15	11	0	92
Kavango West	164	21	141	2	2	0	6
Khomas	15375	193	15017	165	151	0	763
Kunene	942	84	849	9	9	0	48
Oshana	865	115	735	13	10	2	47
Omaheke	835	90	734	11	8	0	38
Omusati	1016	52	959	5	3	0	30
Oshana	2535	203	2306	26	21	0	183
Oshikoto	2153	75	2066	10	10	2	97
Otjozondjupa	2020	119	1867	34	26	0	93
Zambezi	579	251	320	8	6	0	34
Total	39466	1979	37043	436	382	8	1769

EPIDEMIOLOGICAL SITUATION IN NAMIBIA



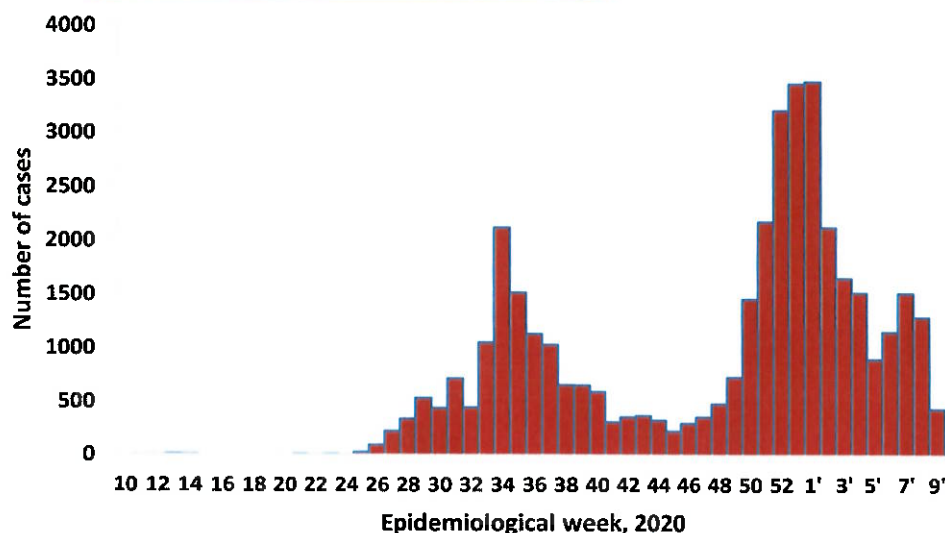
- Of the total confirmed cases, **26008 (66%)** are in the 20-49 years age-brackets which constitutes the majority of the recorded cases.
- A total of **6018 (15%)** of the confirmed cases are among the 5-19 years category.
- The under 5 years age group make up **895 (2%)** of the total cases whereas, **2461 (6%)** are above 60 years of age.

Figure 1: Age and Sex distribution of COVID-19 confirmed cases, 03 March 2021

- To date, **304922** tests (including **11567** re-tests) have been conducted by NIP, Path-Care, NAMDEB, UNAM, Namib Poultry, Diagno and Central Veterinary laboratories.
- Since the beginning of the outbreak, **70684** contacts of confirmed cases have been identified, **60** new contacts were identified within the last 24 hours from 8 regions.
- Cumulatively, **66608** contacts have completed their monitoring period, while a total of **9623 (24%)** contacts of confirmed cases have tested positive.
- Today, **589 (16%)** out of **3637** active contacts monitored.

Table 2: COVID-19 specimen recorded at the Laboratories As of 03 March 2021

VARIABLES	TOTAL
Total samples received by the Laboratory	305039
Total samples tested	293355
Total samples re-tested	11567
Total positive results	39466
Total negative results	253836
Total samples discarded	117
Invalid results	0
Total pending results	46
Indeterminant/Inconclusive	7
Suspected cases in 24 hours (excludes re-tests)	1505



- A highest peak of **3485 (9%)** cases was recorded during week 1 in 2021 (Figure 2).

The National Call Center continues operations for 24 hours daily.

Today (03/03/2021), **543** calls were answered including **26** alerts.

Figure 2: Epi-curve for confirmed COVID-19 cases, 03 March 2021

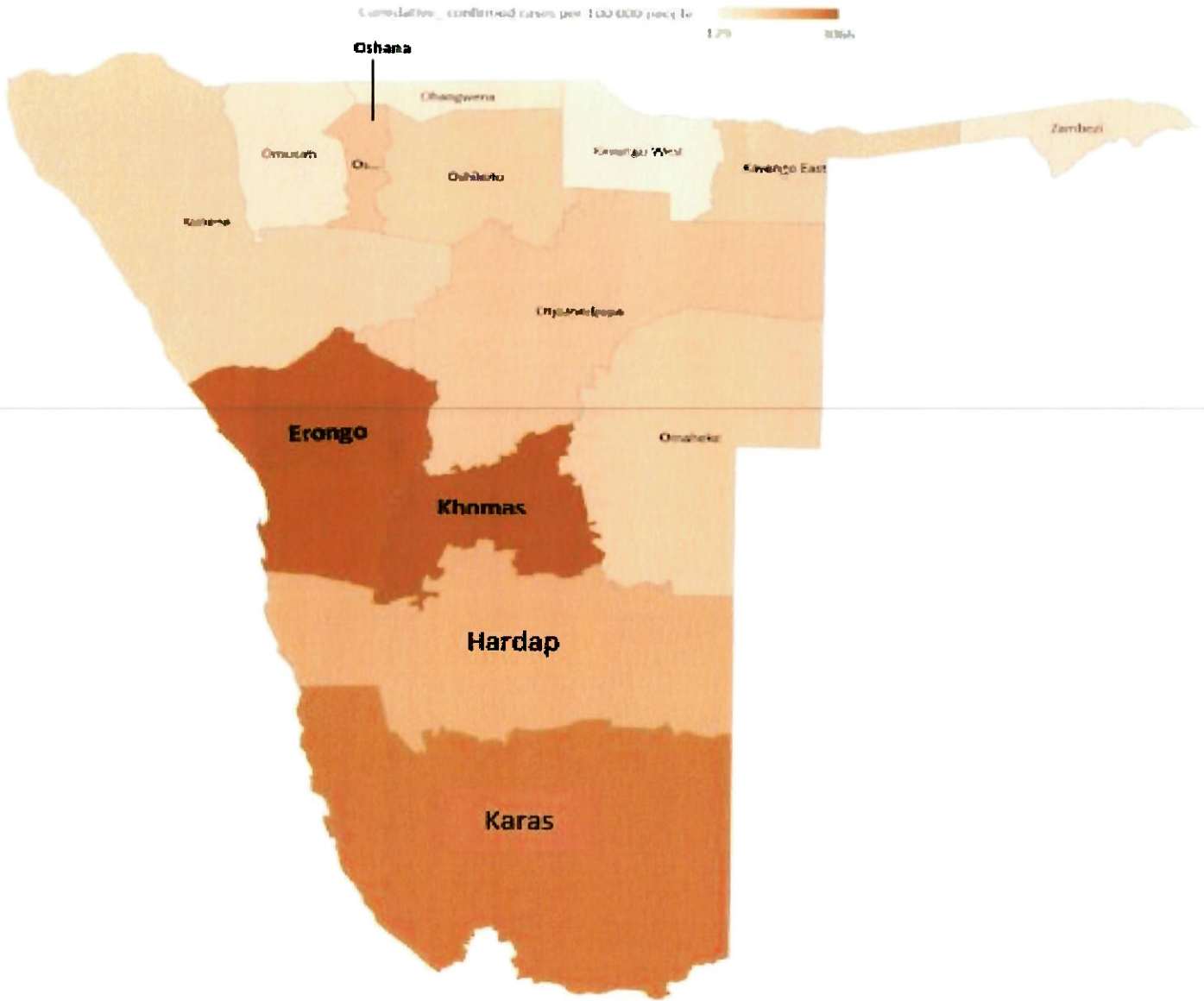


Figure 3: Distribution of cumulative confirmed cases per 100 000 by region, 03 March 2021

Table 3: Number of people in mandatory quarantine facilities, 03 March 2021

Region	Newly quarantined 24 Hrs.	Cumulative number	Number discharged	Number in quarantine now
Erongo	0	5158	4933	225
Hardap	15	1430	1412	18
Kavango	0	1119	1092	27
Khomas	42	3334	3206	128
//Kharas	0	4760	4637	123
Kunene	1	3147	2966	181
Ohangwena	0	644	640	4
Omaheke	0	4064	3881	183
Omusati	0	551	549	2
Oshana	0	400	399	1
Oshikoto	109	8964	8051	913
Otjozondjupa	0	1403	1386	17
Zambezi	0	1383	1357	26
Total	167	36357	34509	1848

Since March 2020, **36357** people have been placed into mandatory quarantine facilities around the country.

A total of **1848** people are currently in quarantine, with **167** new admissions.

PUBLIC HEALTH ACTION(S)

- Mechanisms are underway on how to roll out the vaccine nationwide once it is made available.
- The government and developmental partners continue to prioritise the continuation of essential health services.

CHALLENGES

- Non-adherence to COVID-19 prevention measures by the general public.


RECOMMENDATIONS

- Continue to give awareness on the importance of adhering to COVID -19 prevention measures; with the involvement of the Security Cluster.

APPROVED



**INCIDENT MANAGER
03 MARCH 2021**




SECRETARIAT

For enquiries, please contact
Namibia Public Health Emergency Operations Centre;

 PHEOC@mhss.gov.na

 0800 100 100

 0851 100 100