



## NAMIBIA COVID-19 SITUATION REPORT NO. 367

Outbreak Name	COVID-19 outbreak	Country affected	Namibia
Date & Time	20.03.2021 17h00	Investigation start Date	13 March 2020
Prepared by	Surveillance Team		

### HIGHLIGHTS/SITUATION UPDATE (20/03/2021)

#### TOTAL

**Tested 330176**

**Confirmed 42477**

**Active 2625**

**Recovered 39350**

**Death 492**

#### TODAY

**Tested 1809**

**Confirmed 274**

**Active 2625**

**Recovered 68**

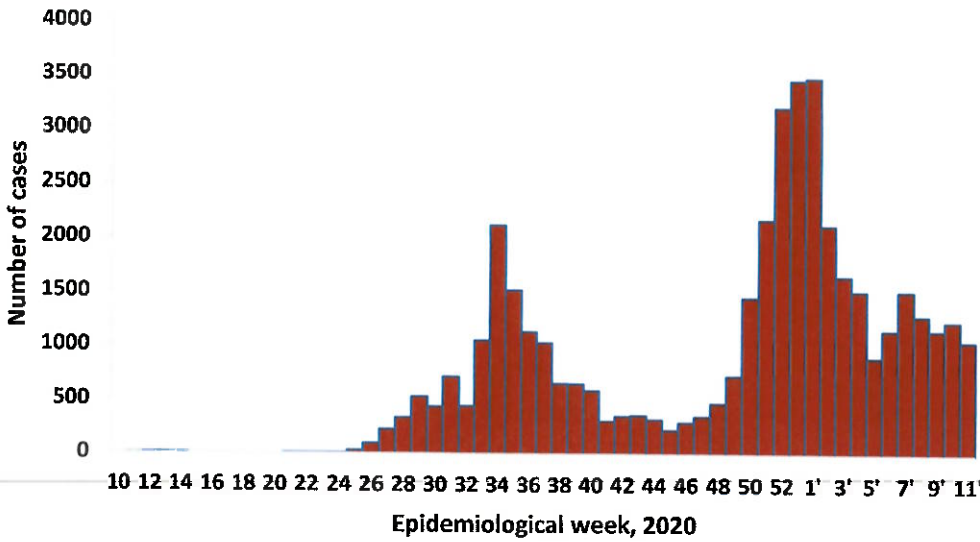
**Death 0**

- A total of **42477** cases have been recorded to-date, representing **2%** of the population.
- More male cases **21461 (51%)** were recorded compared to female cases **21016 (49%)**.
- Of the total confirmed cases, **1902 (4%)** are Health Workers (HWs).
  - 1494 (79%) State; 404 (21%) Private, 4 (0.2%) Non-Governmental Organizations.
  - 1885 (99%) recoveries and 6 (0.3%) deaths.
- The recovery rate now stands at **93%**.
- All fourteen (14) regions have reported confirmed cases; *Khomas and Erongo* regions reported the highest with **15960 (38%)** and **7798 (18%)** respectively.
- Of the total fatalities, **396 (80%)** are COVID-19 deaths while **96 (20%)** are COVID-19 related deaths.

**Table 1: Distribution of confirmed COVID-19 cases by region, 20 March 2021**

Region	Total No. of cases	Active cases	Recoveries	Cumulative Deaths	Cumulative deaths with co-morbidities	Non-COVID deaths	Health Workers
Erongo	7798	309	7386	98	94	5	206
Hardap	1789	117	1647	25	19	0	49
//Kharas	2659	94	2531	34	29	0	119
Kavango East	1681	302	1358	21	16	0	102
Kavango West	181	13	166	2	2	0	10
Khomas	15960	379	15406	175	159	0	784
Kunene	1033	63	959	11	11	0	53
Ohangwena	1058	56	987	13	10	2	50
Omaheke	997	63	922	12	9	0	44
Omusati	1150	116	1027	7	4	0	31
Oshana	2713	329	2352	30	20	1	210
Oshikoto	2366	214	2138	13	13	2	111
Otjozondjupa	2434	242	2151	41	31	0	98
Zambezi	658	328	320	10	7	0	35
<b>Total</b>	<b>42477</b>	<b>2625</b>	<b>39350</b>	<b>492</b>	<b>424</b>	<b>10</b>	<b>1902</b>

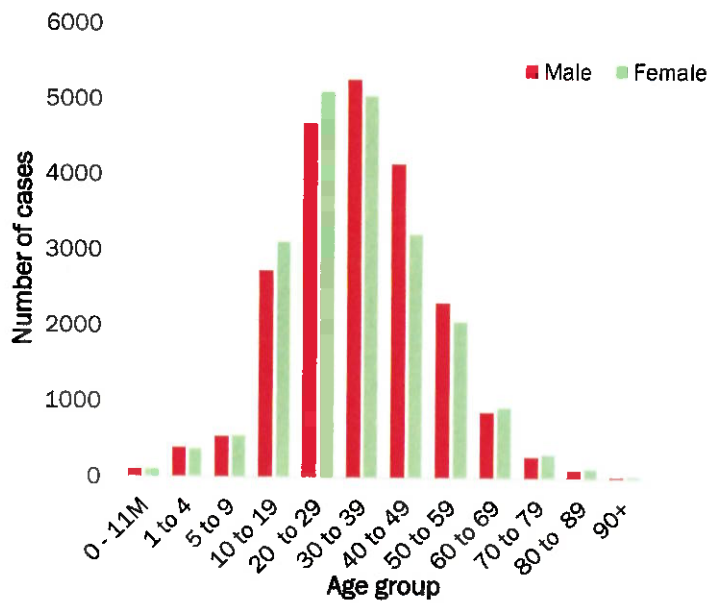
# EPIDEMIOLOGICAL SITUATION IN NAMIBIA



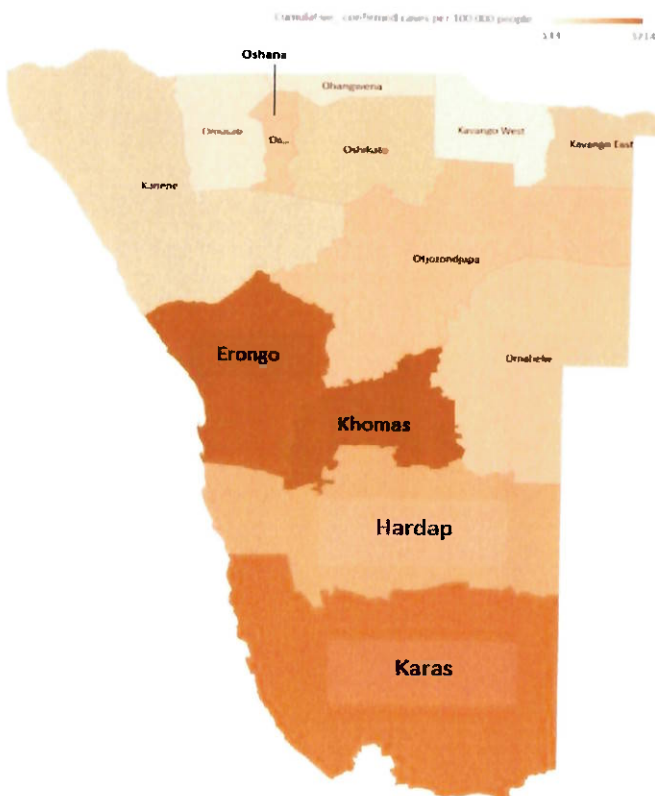
➤ A highest peak of **3485 (8%)** cases was recorded during week 1 in 2021 (Figure 2).

**Figure 1: Epi-curve for confirmed COVID-19 cases, 20 March 2021**

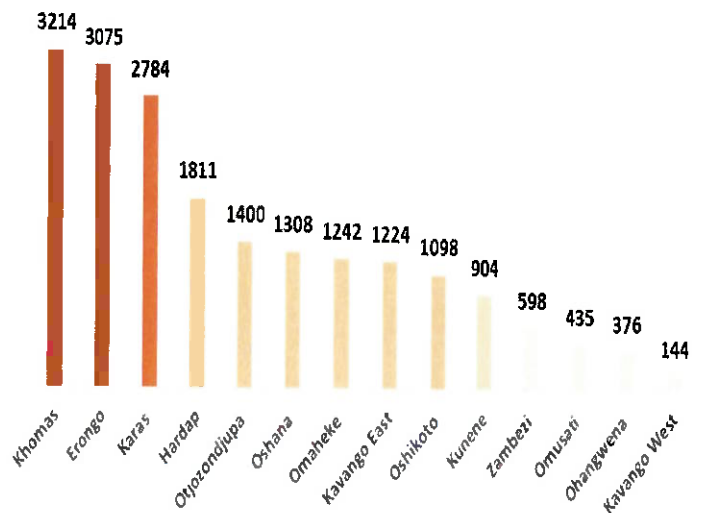
- Of the total confirmed cases, **27504 (65%)** are in the 20-49 years age-brackets which constitutes the majority of the recorded cases.
- A total of **6933 (16%)** of the confirmed cases are among the 5-19 years category.
- The under 5 years age group make up **968 (2%)** of the total cases whereas, **2687 (6%)** are above 60 years of age.



**Figure 2: Age and Sex distribution of COVID-19 confirmed cases 20 March 2021**



**Cumulative\_confirmed cases per 100 000 people**



**Figure 3: Distribution of cumulative confirmed cases per 100 000 by region, 20 March 2021**

**Table 2: COVID-19 specimen recorded at the Laboratories, 20 March 2021**

- To date, **330176** tests (including **11720** re-tests) have been conducted by NIP, Path-Care, NAMDEB, UNAM, Namib Poultry, Diagno, NAMPath, Namibia Central Pathology and Central Veterinary laboratories
- Since the beginning of the outbreak, **77010** contacts of confirmed cases have been identified, **149** new contacts were identified within the last 24 hours from 8 regions.
- Cumulatively, **72005** contacts have completed their monitoring period, while a total of **10529 (25%)** contacts of confirmed cases have tested positive.
- Today, **129 (3%)** out of **4743** active contacts monitored.

VARIABLES	TOTAL
Total samples received by the Laboratory	330293
Total samples tested	318456
Total samples re-tested	11720
Total positive results	42477
Total negative results	275926
Total samples discarded	117
Invalid results	0
Total pending results	46
Indeterminant/Inconclusive	7
Suspected cases in 24 hours (excludes re-tests)	1794

**Table 3: Number of people in mandatory quarantine facilities, 20 March 2021**

Region	Newly quarantined 24 Hrs.	Cumulative number	Number discharged	Number in quarantine now
Erongo	0	5193	5163	30
Hardap	0	1496	1489	7
Kavango	0	1265	1211	54
Khomas	0	3364	3354	10
//Kharas	137	5157	4749	408
Kunene	8	3939	3506	433
Ohangwena	0	690	690	0
Omaheke	7	4729	4450	279
Omusati	0	553	551	2
Oshana	0	400	400	0
Oshikoto	0	10305	9617	688
Otjozondjupa	0	1403	1388	15
Zambezi	0	1436	1405	31
<b>Total</b>	<b>152</b>	<b>39930</b>	<b>37973</b>	<b>1957</b>

- Since March 2020, **39930** people have been placed into mandatory quarantine facilities around the country.
- A total of **1957** people are currently in quarantine, with **152** new admissions.

**PUBLIC HEALTH ACTION (S)**

- Honourable Minister of Health and Social Services launched a national COVID-19 vaccination programme in Windhoek.
- The government and developmental partners continue to prioritise the continuation of essential health services.

**CHALLENGES**

- Lack of isolation units and facilities for cases detected in boarding schools.
- Non-adherence to COVID-19 prevention measures by the general public.

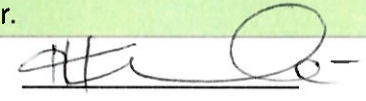
APPROVED



INCIDENT MANAGER  
20 MARCH 2021

**RECOMMENDATIONS**

- Establish fully equipped isolation units and facilities for cases in schools.
- Continue to give awareness on the importance of adhering to COVID -19 prevention measures; with the involvement of the Security Cluster.



SECRETARIAT

For enquiries, please contact  
**Namibia Public Health Emergency Operations Centre;**  
 [PHEOC@mhss.gov.na](mailto:PHEOC@mhss.gov.na)  
 0800 100 100  
 0851 100 100