



## NAMIBIA COVID-19 SITUATION REPORT NO. 379

Outbreak Name	COVID-19 outbreak	Country affected	Namibia
Date & Time	01.04.2021 17h00	Investigation start Date	13 March 2020
Prepared by	Surveillance Team		

### HIGHLIGHTS/SITUATION UPDATE (01/04/2021)

#### TOTAL

Tested 346799

Confirmed 44581

Active 1919

Recovered 42121

Death 531

#### TODAY

Tested 876

Confirmed 207

Active 1919

Recovered 211

Death 3

- A total of **44581** cases have been recorded to-date, representing **2%** of the population.
- More male cases **22426 (50%)** were recorded compared to female cases **22155 (50%)**.
- Of the total confirmed cases, **1962 (4%)** are Health Workers (HWs).
  - 1544 (79%) State; 414 (21%) Private, 4 (0.2%) Non-Governmental Organizations.
  - 1810 (92%) recoveries and 6 (0.3%) deaths.
- The recovery rate now stands at **94%**.
- All fourteen (14) regions have reported confirmed cases; *Khomas* and *Erongo* regions reported the highest with **16362 (37%)** and **8029 (18%)** respectively.
- Of the total fatalities, **430 (81%)** are COVID-19 deaths while **101 (19%)** are COVID-19 related deaths.

**Table 1: Distribution of confirmed COVID-19 cases by region, 01 April 2021**

Region	Total No. of cases	Active cases	Recoveries	Cumulative Deaths	Cumulative deaths with co-morbidities	Non-COVID deaths	Health Workers
Erongo	8029	156	7766	102	97	5	214
Hardap	2063	238	1795	30	22	0	56
//Kharas	2783	102	2644	37	30	0	122
Kavango East	1781	88	1670	23	18	0	109
Kavango West	191	10	179	2	2	0	11
Khomas	16362	552	15624	186	168	0	802
Kunene	1288	216	1059	13	13	0	53
Ohangwena	1127	66	1043	16	13	2	54
Omaheke	1012	16	982	14	11	0	44
Omusati	1185	23	1154	8	5	0	31
Oshana	2801	100	2669	31	20	1	214
Oshikoto	2499	110	2372	15	16	2	117
Otjozondjupa	2769	223	2502	44	33	0	99
Zambezi	691	19	662	10	7	0	36
<b>Total</b>	<b>44581</b>	<b>1919</b>	<b>42121</b>	<b>531</b>	<b>455</b>	<b>10</b>	<b>1962</b>

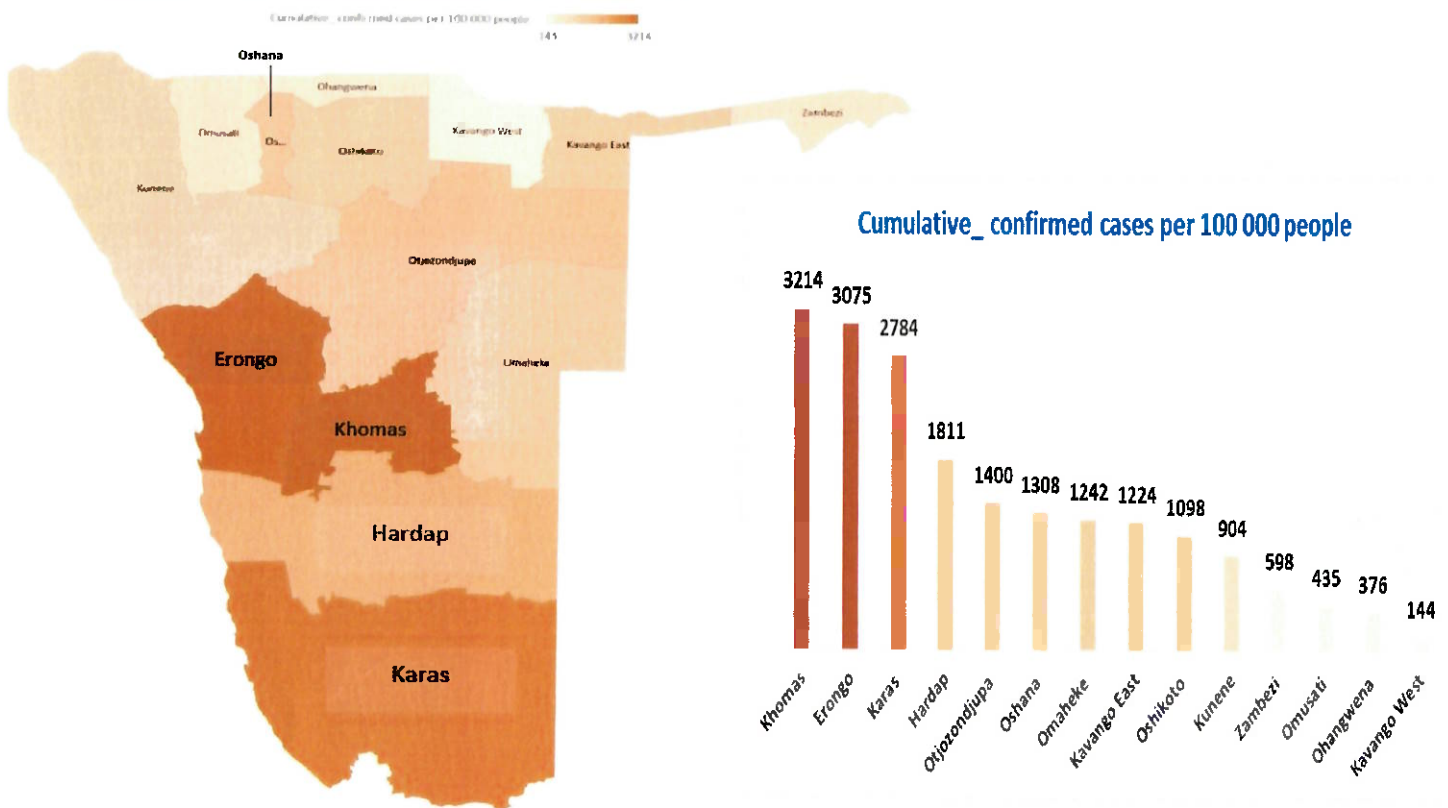


# EPIDEMIOLOGICAL SITUATION IN NAMIBIA

**Table 2: COVID-19 specimen recorded at the Laboratories, 01 April 2021**

VARIABLES	TOTAL
Total samples received by the Laboratory	346916
Total samples tested	335026
Total samples re-tested	11773
Total positive results	44581
Total negative results	290392
Total samples discarded	117
Invalid results	0
Total pending results	46
Indeterminant/Inconclusive	7
Suspected cases in 24 hours (excludes re-tests)	873

- To date, **346799** tests (including **11773** re-tests) have been conducted by NIP, Path-Care, NAMDEB, UNAM, Namib Poultry, Diagno, NAMPath, Namibia Central Pathology and Central Veterinary laboratories
- Since the beginning of the outbreak, **80774** contacts of confirmed cases have been identified, **172** new contacts were identified within the last 24 hours from 9 regions.
- Cumulatively, **76118** contacts have completed their monitoring period, while a total of **11309 (25%)** contacts of confirmed cases have tested positive.
- Today, **429 (10%)** out of **4229** active contacts monitored.

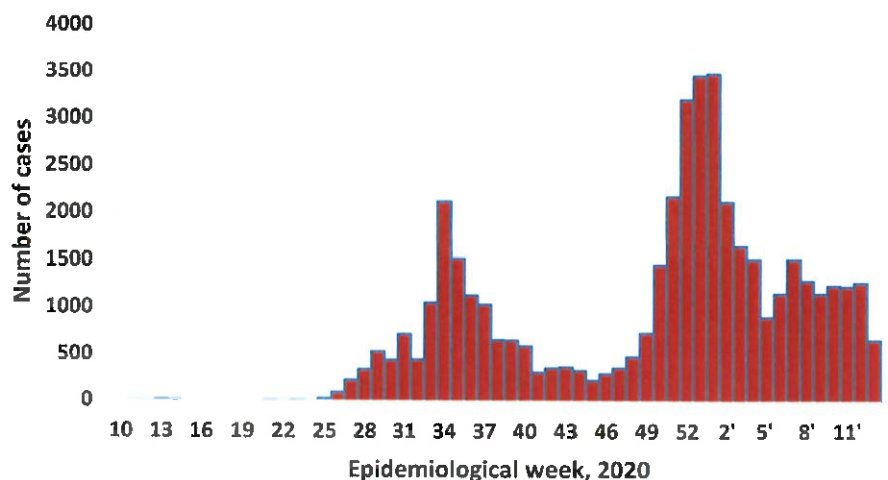


**Figure 1: Distribution of cumulative confirmed cases per 100 000 by region, 01 April 2021**

➤ A highest peak of **3485 (8%)** cases was recorded during week 1 in 2021 (Figure 2).

➤ The National Call Center continues operations for 24 hours daily.

➤ Today (01/04/2021), **546** calls were answered including **20** alerts.



**Figure 2: Epi-curve for confirmed COVID-19 cases, 01 April 2021**

**Table 3: Number of people in mandatory quarantine facilities, 01 April 2021**

Region	Newly quarantined 24 Hrs.	Cumulative number	Number discharged	Number in quarantine now
Erongo	0	5243	5170	73
Hardap	5	1544	1530	14
Kavango	0	1278	1272	6
Khomas	11	3380	3369	11
//Kharas	32	5347	5165	182
Kunene	6	4294	4141	153
Ohangwena	0	692	690	2
Omaheke	10	4894	4791	103
Omusati	0	558	553	5
Oshana	0	400	400	0
Oshikoto	0	10942	10100	842
Otjozondjupa	0	1453	1430	23
Zambezi	0	1474	1429	45
<b>Total</b>	<b>64</b>	<b>41499</b>	<b>40040</b>	<b>1459</b>

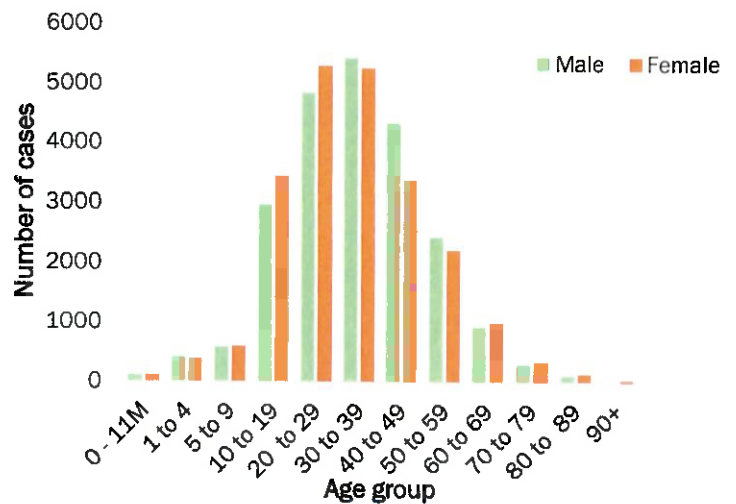
➤ Since March 2020, **41499** people have been placed into mandatory quarantine facilities around the country.

➤ A total of **1459** people are currently in quarantine, with **64** new admissions.

➤ Of the total confirmed cases, **28516 (64%)** are in the 20-49 years age-brackets which constitutes the majority of the recorded cases.

➤ A total of **7572 (17%)** of the confirmed cases are among the 5-19 years category.

➤ The under 5 years age group make up **1018 (2%)** of the total cases whereas, **2839 (6%)** are above 60 years of age.



**Figure 3: Age and Sex distribution of COVID-19 confirmed cases 01 April 2021**

**PUBLIC HEALTH ACTION (S)**

- Honourable Minister of Health and Social Services launched a national COVID-19 vaccination programme in Windhoek.
- The government and developmental partners continue to prioritise the continuation of essential health services.

**CHALLENGES**

- Lack of isolation units and facilities for cases detected in boarding schools.
- Non-adherence to COVID-19 prevention measures by the general public.

**RECOMMENDATIONS**

- Establish fully equipped isolation units and facilities for cases in schools.
- Continue to give awareness on the importance of adhering to COVID -19 prevention measures; with the involvement of the Security Cluster.

APPROVED

INCIDENT MANAGER  
01 APRIL 2021

SECRETARIAT

For enquiries, please contact  
**Namibia Public Health Emergency Operations Centre;**  
[PHEOC@mhss.gov.na](mailto:PHEOC@mhss.gov.na)  
 0800 100 100  
 0851 100 100