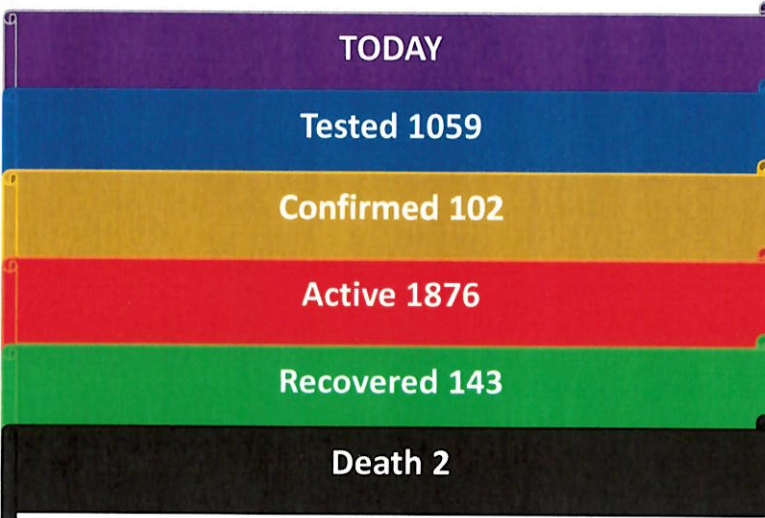
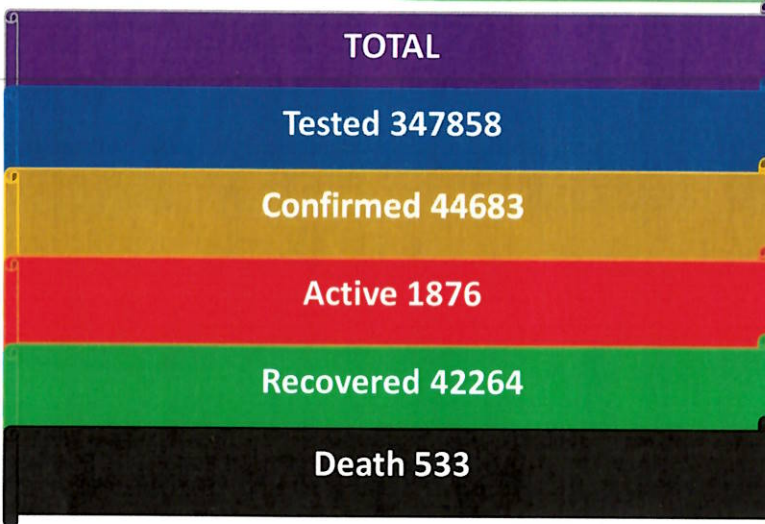




NAMIBIA COVID-19 SITUATION REPORT NO. 380

Outbreak Name	COVID-19 outbreak	Country affected	Namibia
Date & Time	02.04.2021 17h00	Investigation start Date	13 March 2020
Prepared by	Surveillance Team		

HIGHLIGHTS/SITUATION UPDATE (02/04/2021)



- A total of **44683** cases have been recorded to-date, representing **2%** of the population.
- More male cases **22476 (50%)** were recorded compared to female cases **22207 (50%)**.
- Of the total confirmed cases, **1970 (4%)** are Health Workers.
 - 1548 (79%) State; 418 (21%) Private, 4 (0.2%) Non-Governmental Organizations.
 - 1810 (92%) recoveries and 6 (0.3%) deaths.
- The recovery rate now stands at **95%**.
- All fourteen (14) regions have reported confirmed cases; *Khomas* and *Erongo* regions reported the highest with **16381 (37%)** and **8048 (18%)** respectively.
- Of the total fatalities, **432 (81%)** are COVID-19 deaths while **101 (19%)** are COVID-19 related deaths.

Table 1: Distribution of confirmed COVID-19 cases by region, 02 April 2021

Region	Total No. of cases	Active cases	Recoveries	Cumulative Deaths	Cumulative deaths with co-morbidities	Non-COVID deaths	Health Workers
Erongo	8048	174	7766	103	98	5	219
Hardap	2078	253	1795	30	22	0	56
//Kharas	2784	103	2644	37	30	0	122
Kavango East	1794	101	1670	23	18	0	110
Kavango West	195	10	183	2	2	0	12
Khomas	16381	529	15665	187	168	0	803
Kunene	1289	217	1059	13	13	0	53
Oshana	1127	66	1043	16	13	2	54
Omaheke	1012	16	982	14	11	0	44
Omusati	1185	23	1154	8	5	0	31
Oshana	2803	23	2748	31	20	1	214
Oshikoto	2513	124	2372	15	16	2	117
Otjozondjupa	2782	224	2514	44	33	0	99
Zambezi	692	13	669	10	7	0	36
Total	44683	1876	42264	533	456	10	1970

EPIDEMIOLOGICAL SITUATION IN NAMIBIA

Table 2: COVID-19 specimen recorded at the Laboratories, 02 April 2021

VARIABLES	TOTAL
Total samples received by the Laboratory	347975
Total samples tested	336077
Total samples re-tested	11781
Total positive results	44683
Total negative results	291341
Total samples discarded	117
Invalid results	0
Total pending results	46
Indeterminant/Inconclusive	7
Suspected cases in 24 hours (excludes re-tests)	1051

- To date, **347858** tests (including **11781** re-tests) have been conducted by NIP, Path-Care, NAMDEB, UNAM, Namib Poultry, Diagno, NAMPath, Namibia Central Pathology and Central Veterinary laboratories
- Since the beginning of the outbreak, **80994** contacts of confirmed cases have been identified, **220** new contacts were identified within the last 24 hours from 7 regions.
- Cumulatively, **76347** contacts have completed their monitoring period, while a total of **11373 (25%)** contacts of confirmed cases have tested positive.
- Today, **847 (20%)** out of **4177** active contacts monitored.

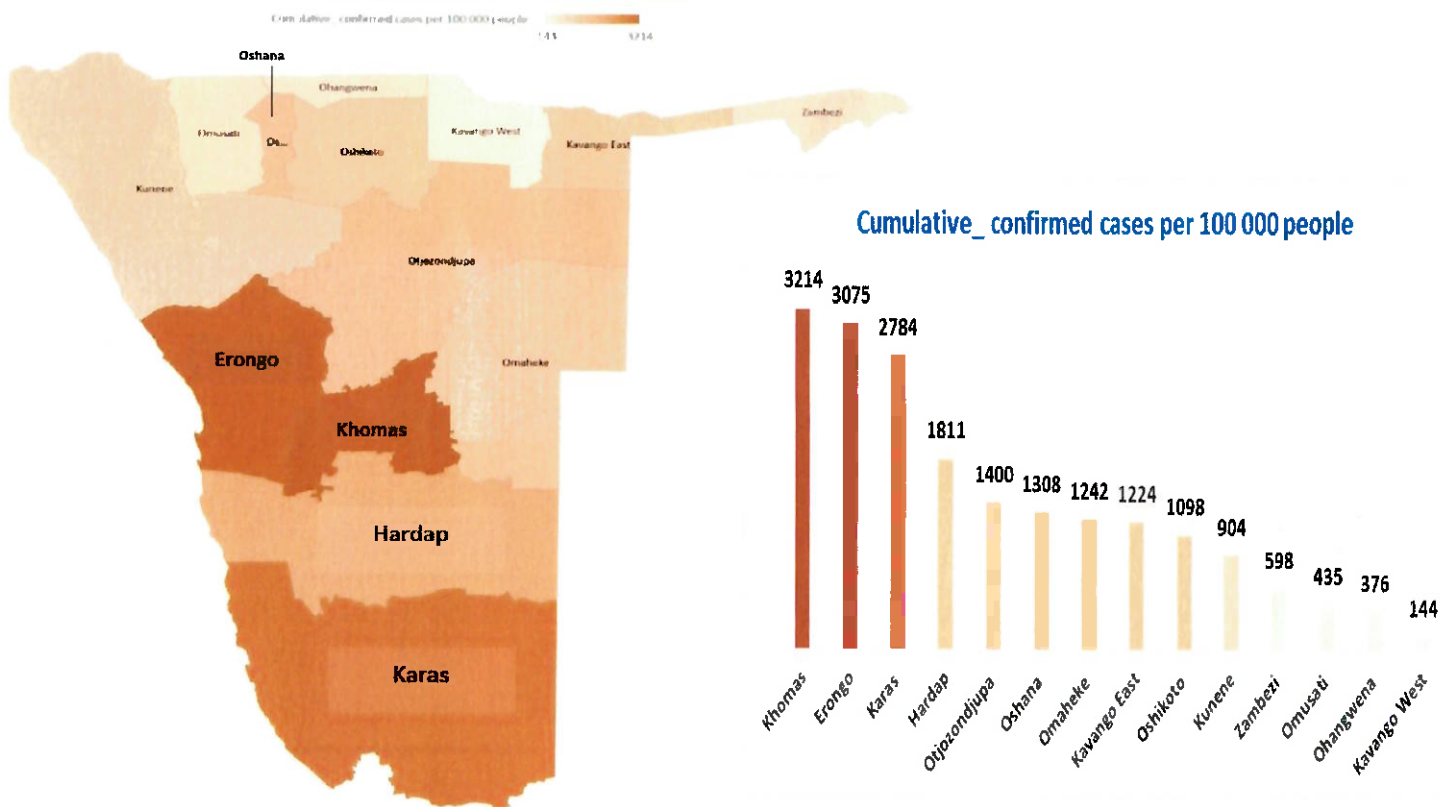


Figure 1: Distribution of cumulative confirmed cases per 100 000 by region, 02 April 2021

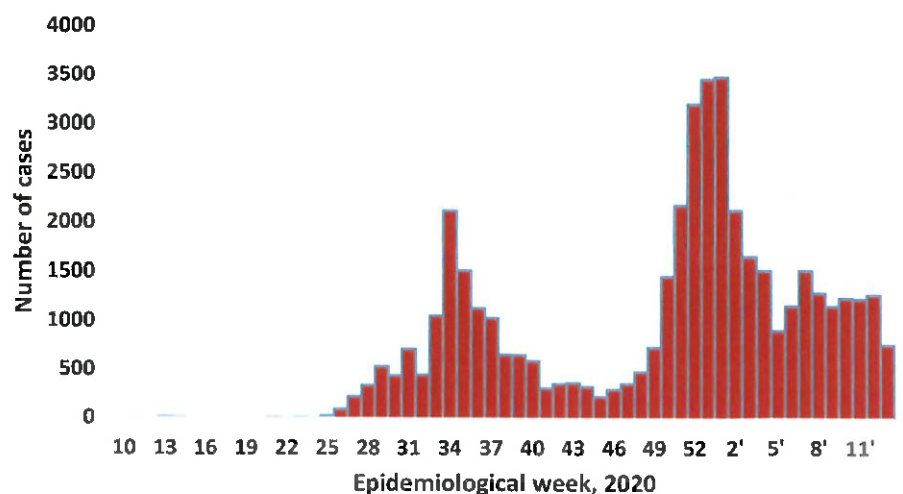


Figure 2: Epi-curve for confirmed COVID-19 cases, 02 April 2021

- A highest peak of **3485 (8%)** cases was recorded during week 1 in 2021 (Figure 2).

Table 3: Number of people in mandatory quarantine facilities, 02 April 2021

Region	Newly quarantined 24 Hrs.	Cumulative number	Number discharged	Number in quarantine now
Erongo	0	5243	5201	42
Hardap	0	1544	1531	13
Kavango	13	1291	1272	19
Khomas	0	3380	3369	11
//Karas	0	5347	5165	182
Kunene	7	4301	4141	160
Ohangwena	0	692	690	2
Omaheke	0	4894	4791	103
Omusati	0	558	553	5
Oshana	0	400	400	0
Oshikoto	32	10974	10316	658
Otjozondjupa	0	1453	1430	23
Zambezi	132	1606	1436	170
Total	184	41683	40295	1388

➤ Since March 2020, **41683** people have been placed into mandatory quarantine facilities around the country.

➤ A total of **1388** people are currently in quarantine, with **184** new admissions.

➤ Of the total confirmed cases, **28569 (64%)** are in the 20-49 years age-brackets which constitutes the majority of the recorded cases.

➤ A total of **7593 (17%)** of the confirmed cases are among the 5-19 years category.

➤ The under 5 years age group make up **1023 (2%)** of the total cases whereas, **2946 (6%)** are above 60 years of age.

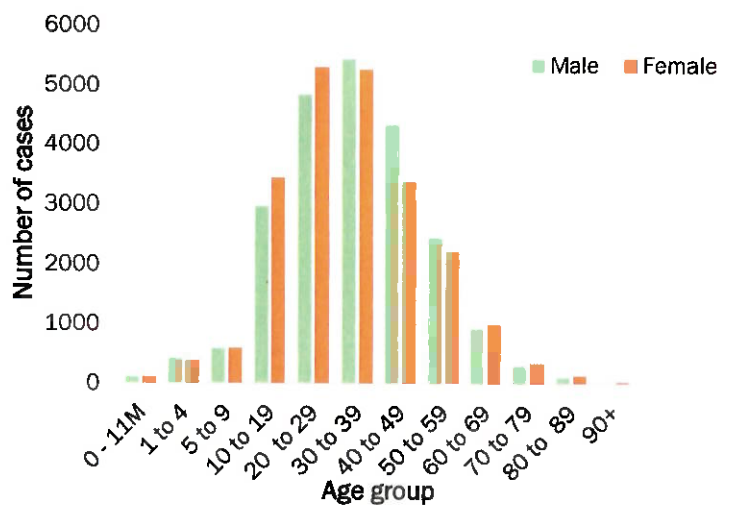


Figure 3: Age and Sex distribution of COVID-19 confirmed cases 02 April 2021

PUBLIC HEALTH ACTION (S)

- Honourable Minister of Health and Social Services launched a national COVID-19 vaccination programme in Windhoek.
- The government and developmental partners continue to prioritise the continuation of essential health services.

CHALLENGES

- Lack of isolation units and facilities for cases detected in boarding schools.
- Non-adherence to COVID-19 prevention measures by the general public.

RECOMMENDATIONS

- Establish fully equipped isolation units and facilities for cases in schools.
- Continue to give awareness on the importance of adhering to COVID -19 prevention measures; with the involvement of the Security Cluster.

APPROVED

INCIDENT MANAGER
02 APRIL 2021

SECRETARIAT

For enquiries, please contact
Namibia Public Health Emergency Operations Centre;
PHEOC@mhss.gov.na
 0800 100 100
 0851 100 100