



## NAMIBIA COVID-19 SITUATION REPORT NO. 394

<b>Outbreak Name</b>	COVID-19 outbreak	<b>Country affected</b>	Namibia
<b>Date &amp; Time</b>	16.04.2021 17h00	<b>Investigation start Date</b>	13 March 2020
<b>Prepared by</b>	Surveillance Team		

### HIGHLIGHTS/SITUATION UPDATE (16/04/2021)

#### CUMULATIVE

Tested 366518

Confirmed 46515

Active 1465

Recoveries 44437

Deaths 602

#### TOTAL TODAY

Tested 1074

Confirmed 185

Active 1465

Recoveries 45

Deaths 3

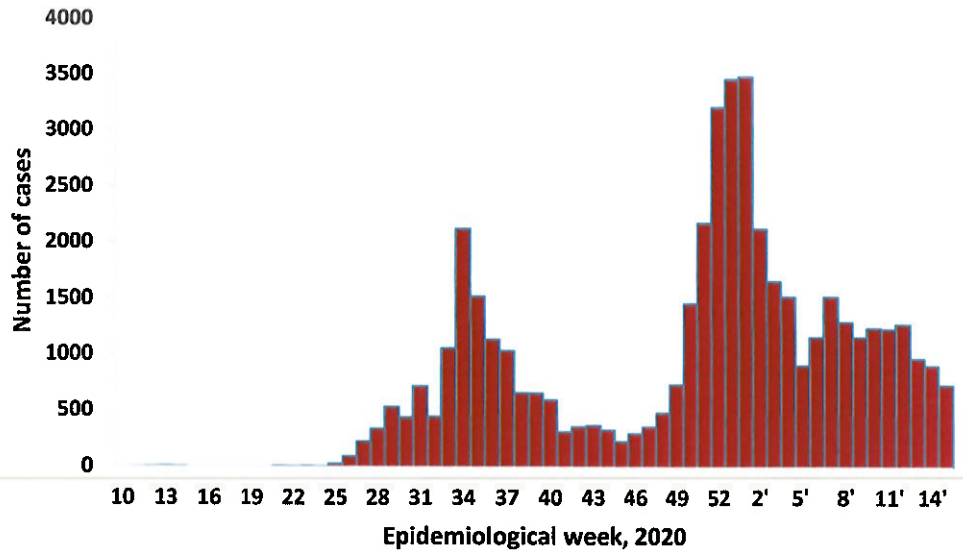
- A total of **46515** cases have been recorded to-date, representing **2%** of the population.
- Cases are equally distributed by gender at **50%**.
- Of the total confirmed cases, **2010 (4%)** are Health Workers.
  - 1584 (79%) State; 422 (21%) Private, 4 (0.2%) Non-Governmental Organizations.
  - 1941 (97%) recoveries and 6 (0.3%) deaths.
- The recovery rate now stands at **96%**.
- All fourteen (14) regions have reported confirmed cases; **Khomas and Erongo** regions reported the highest with **16725 (36%)** and **8342 (18%)** respectively.
- Of the total fatalities, **488 (81%)** are COVID-19 deaths while **114 (19%)** are COVID-19 related deaths.

**Table 1: Distribution of confirmed COVID-19 cases by region, 16 April 2021**

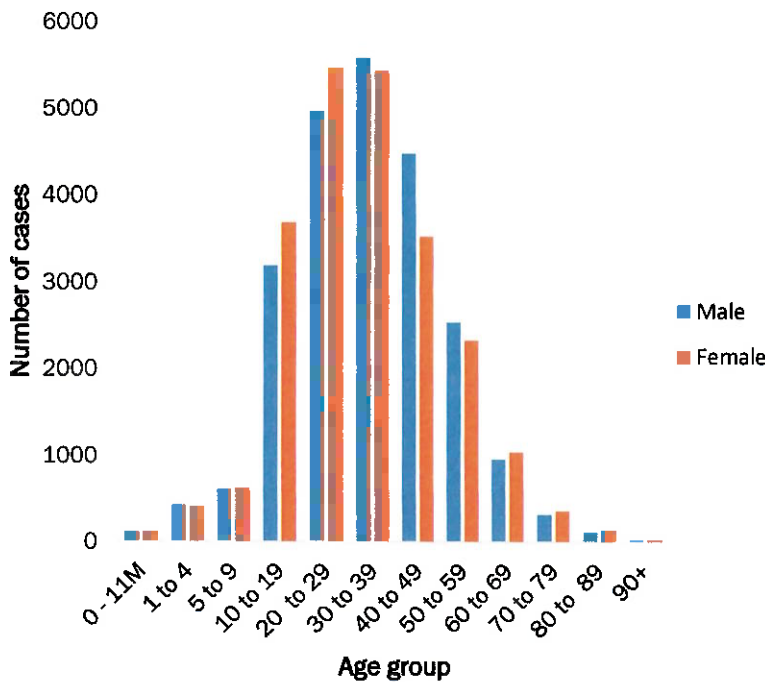
Region	Total No. of cases	Active cases	Recoveries	Cumulative Deaths	Cumulative deaths with co-morbidities	Non-COVID deaths	Vaccine data	Health Workers
Erongo	8342	277	7947	113	107	5	1093	221
Hardap	2474	288	2151	35	24	0	0	62
//Kharas	2889	77	2772	40	32	0	0	125
Kavango East	1868	68	1777	23	18	0	0	114
Kavango West	226	23	201	2	2	0	0	12
Khomas	16725	359	16148	217	194	1	3353	813
Kunene	1349	57	1278	14	14	0	0	53
Ohangwena	1169	40	1111	16	13	2	0	55
Omaheke	1022	10	998	14	11	0	0	44
Omusati	1232	26	1197	9	6	0	0	34
Oshana	2876	74	2767	34	22	1	0	216
Oshikoto	2603	50	2533	18	18	2	0	118
Otjozondjupa	3019	105	2858	56	44	0	0	107
Zambezi	721	11	699	11	8	0	0	36
<b>Total</b>	<b>46515</b>	<b>1465</b>	<b>44437</b>	<b>602</b>	<b>513</b>	<b>11</b>	<b>4446</b>	<b>2010</b>

# EPIDEMIOLOGICAL SITUATION IN NAMIBIA

➤ The highest peaks of **3463 (7%)** and **3485 (8%)** cases were recorded during week 53 of 2020 and 1 of 2021 respectively (Figure 1).

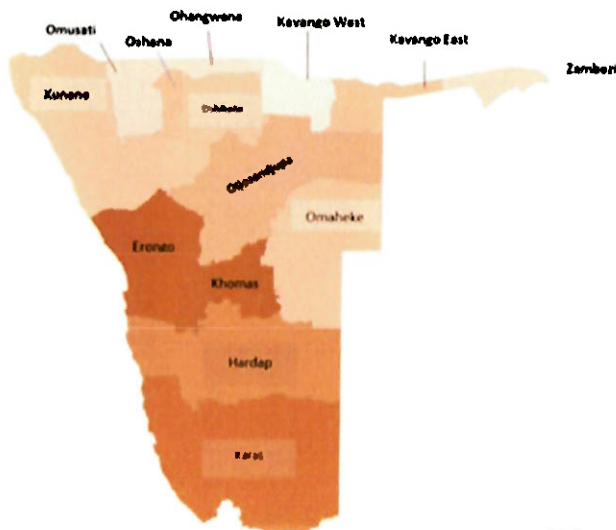


**Figure 1: Epi-curve for confirmed COVID-19 cases, 16 April 2021**

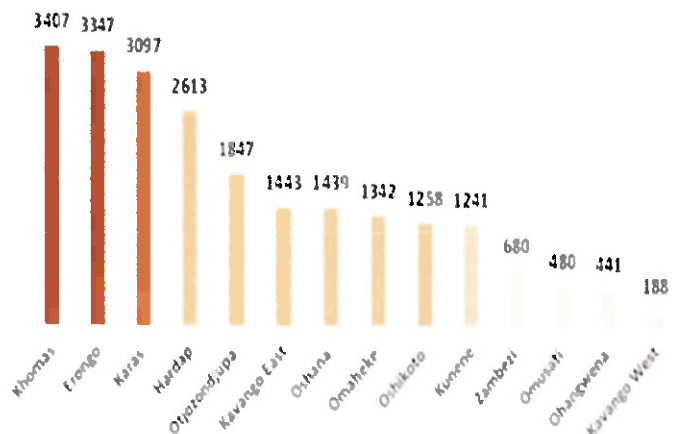


- Of the total confirmed cases, **29488 (63%)** are in the 20-49 years age-brackets which constitutes the majority of the recorded cases.
- A total of **8112 (17%)** of the confirmed cases are among the 5-19 years category.
- The under 5 years age group make up **1068 (2%)** of the total cases whereas, **2993 (6%)** are above 60 years of age.

**Figure 2: Age and Sex distribution of COVID-19 confirmed cases 16 April 2021**



**Cumulative\_confirmed cases per 100 000 people**



**Figure 3: Distribution of cumulative confirmed cases per 100 000 by region, 16 April 2021**

**Table 2: COVID-19 specimen recorded at the Laboratories, 16 April 2021**

- To date, **366518** tests (including **11861** re-tests) have been conducted by NIP, Path-Care, NAMDEB, UNAM, Namib Poultry, Diagno, NAMPath, Namibia Central Pathology and Central Veterinary laboratories
- Since the beginning of the outbreak, **85308** contacts of confirmed cases have been identified, **338** new contacts were identified within the last 24 hours from 8 regions.
- Cumulatively, **80571** contacts have completed their monitoring period, while a total of **11703 (25%)** contacts of confirmed cases have tested positive.
- Today, **2869 (73%)** out of **3919** active contacts monitored.

VARIABLES	TOTAL
Total samples received by the Laboratory	366635
Total samples tested	354657
Total samples re-tested	11861
Total positive results	46515
Total negative results	308089
Total samples discarded	117
Invalid results	0
Total pending results	46
Indeterminant/Inconclusive	7
Suspected cases in 24 hours (excluding re-tests)	1071

**Table 3: Number of people in mandatory quarantine facilities, 16 April 2021**

Region	Newly quarantined 24 Hrs.	Cumulative number	Number discharged	Number in quarantine now
Erongo	0	5307	5261	46
Hardap	13	1620	1592	28
Kavango	0	1322	1307	15
Khomas	4	3415	3395	20
//Kharas	0	5686	5424	262
Kunene	46	4628	4468	160
Ohangwena	0	692	692	0
Omaheke	29	5297	5164	133
Omusati	0	565	565	0
Oshana	0	400	400	0
Oshikoto	0	11478	10738	740
Otjozondjupa	0	1476	1453	23
Zambezi	0	1692	1542	150
<b>Total</b>	<b>92</b>	<b>43578</b>	<b>42001</b>	<b>1577</b>

- Since March 2020, **43578** people have been placed into mandatory quarantine facilities around the country.
- A total of **1577** people are currently in quarantine, with **92** new admissions.

**PUBLIC HEALTH ACTION (S)**

- The government and developmental partners continue to prioritize the continuation of essential health services.

**CHALLENGES**

- Lack of isolation units and facilities for cases detected in boarding schools and police holding cells.
- Non-adherence to COVID-19 prevention measures by the general public.

**RECOMMENDATIONS**

- Establish fully equipped isolation units and facilities for cases detected in schools and police holding cells.
- Continue to give awareness on the importance of adhering to COVID -19 prevention measures; with the involvement of the Security Cluster.


INCIDENT MANAGER  
16 APRIL 2021

SECRETARIAT

For enquiries, please contact  
Namibia Public Health Emergency Operations Centre;

 [PHEOC@mhss.gov.na](mailto:PHEOC@mhss.gov.na)

 0800 100 100

 0851 100 100