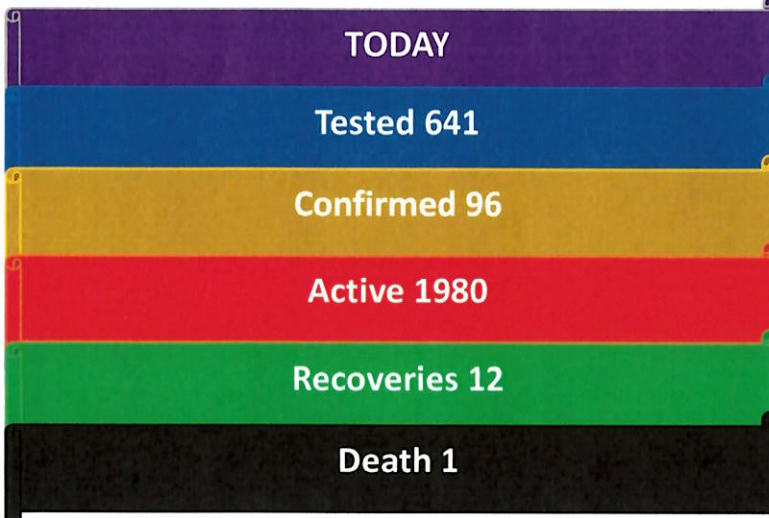
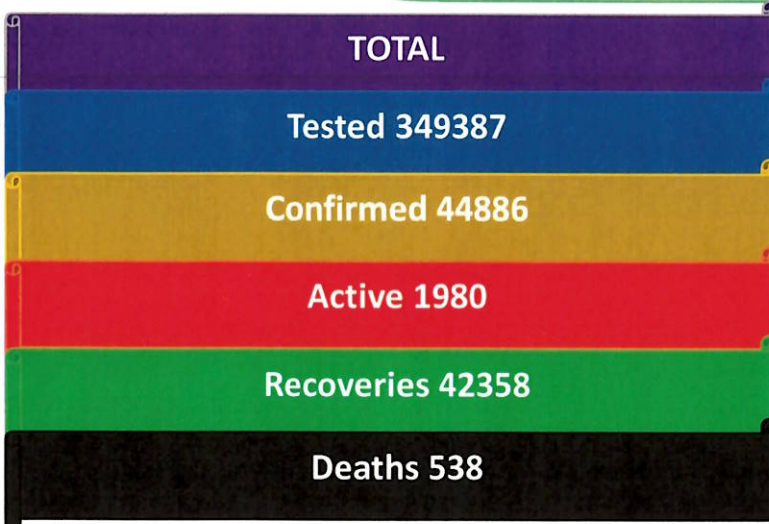




NAMIBIA COVID-19 SITUATION REPORT NO. 382

Outbreak Name	COVID-19 outbreak	Country affected	Namibia
Date & Time	04.04.2021 17h00	Investigation start Date	13 March 2020
Prepared by	Surveillance Team		

HIGHLIGHTS/SITUATION UPDATE (04/04/2021)



- A total of **44886** cases have been recorded to-date, representing **2%** of the population.
- Cases are equally distributed by gender at **50%**.
- Of the total confirmed cases, **1974 (4%)** are Health Workers.
 - 1552 (79%) State; 418 (21%) Private, 4 (0.2%) Non-Governmental Organizations.
 - 1941 (98%) recoveries and 6 (0.3%) deaths.
- The recovery rate now stands at **94%**.
- All fourteen (14) regions have reported confirmed cases; *Khomas* and *Erongo* regions reported the highest with **16403 (37%)** and **8066 (18%)** respectively.
- Of the total fatalities, **437 (81%)** are COVID-19 deaths while **101 (19%)** are COVID-19 related deaths.

Table 1: Distribution of confirmed COVID-19 cases by region, 04 April 2021

Region	Total No. of cases	Active cases	Recoveries	Cumulative Deaths	Cumulative deaths with co-morbidities	Non-COVID deaths	Health Workers
<i>Erongo</i>	8066	190	7766	105	100	5	219
<i>Hardap</i>	2116	241	1845	30	22	0	57
<i>//Karas</i>	2790	97	2656	37	30	0	122
<i>Kavango East</i>	1816	95	1698	23	18	0	110
<i>Kavango West</i>	203	18	183	2	2	0	12
<i>Khomas</i>	16403	546	15667	190	171	0	803
<i>Kunene</i>	1296	224	1059	13	13	0	53
<i>Ohangwena</i>	1134	73	1043	16	13	2	54
<i>Omaheke</i>	1012	14	984	14	11	0	44
<i>Omusati</i>	1200	38	1154	8	5	0	32
<i>Oshana</i>	2819	39	2748	31	20	1	214
<i>Oshikoto</i>	2534	145	2372	15	16	2	117
<i>Otjozondjupa</i>	2805	247	2514	44	33	0	99
<i>Zambezi</i>	692	13	669	10	7	0	36
Total	44886	1980	42358	538	461	10	1972

EPIDEMIOLOGICAL SITUATION IN NAMIBIA

Table 2: COVID-19 specimen recorded at the Laboratories, 04 April 2021

- To date, **349387** tests (including **11788** re-tests) have been conducted by NIP, Path-Care, NAMDEB, UNAM, Namib Poultry, Diagno, NAMPath, Namibia Central Pathology and Central Veterinary laboratories
- Since the beginning of the outbreak, **81282** contacts of confirmed cases have been identified, **116** new contacts were identified within the last 24 hours from 10 regions.
- Cumulatively, **76659** contacts have completed their monitoring period, while a total of **11424 (25%)** contacts of confirmed cases have tested positive.
- Today, **2516 (60%)** out of **4208** active contacts monitored.

VARIABLES	TOTAL
Total samples received by the Laboratory	349504
Total samples tested	337599
Total samples re-tested	11788
Total positive results	44886
Total negative results	292660
Total samples discarded	117
Invalid results	0
Total pending results	46
Indeterminant/Inconclusive	7
Suspected cases in 24 hours (excludes re-tests)	639

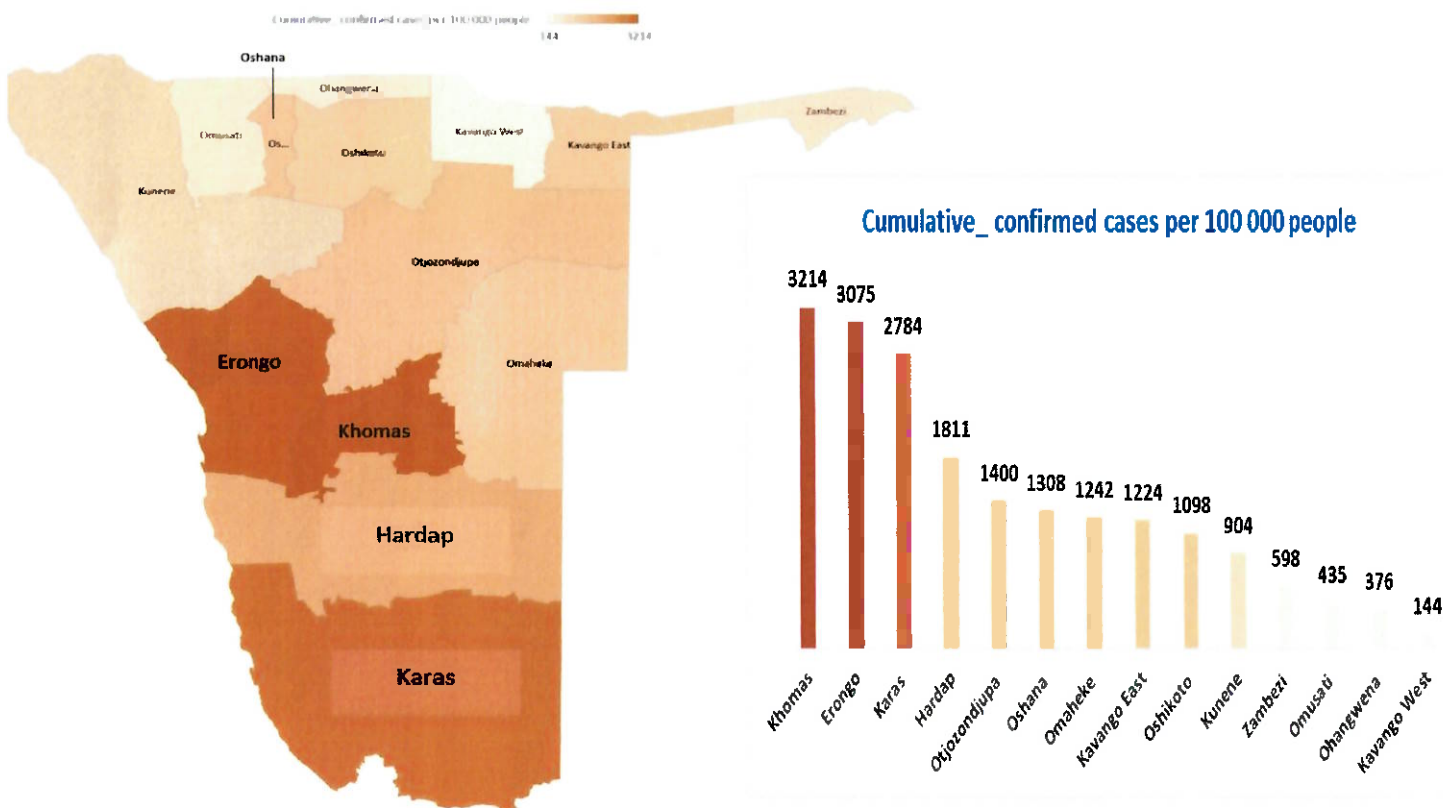


Figure 1: Distribution of cumulative confirmed cases per 100 000 by region, 04 April 2021

- A highest peak of **3485 (8%)** cases was recorded during week 1 in 2021 (Figure 2).

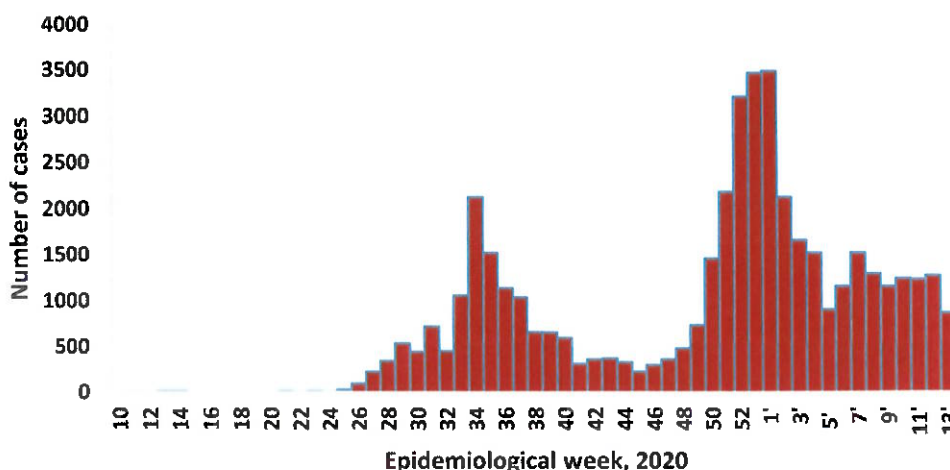


Figure 2: Epi-curve for confirmed COVID-19 cases, 04 April 2021

Table 3: Number of people in mandatory quarantine facilities, 04 April 2021

Region	Newly quarantined 24 Hrs.	Cumulative number	Number discharged	Number in quarantine now
Erongo	0	5243	5201	42
Hardap	3	1547	1531	16
Kavango	0	1291	1272	19
Khomas	0	3380	3369	11
//Kharas	184	5531	5249	282
Kunene	11	4315	4169	146
Ohangwena	0	692	690	2
Omaheke	0	4910	4881	29
Omusati	0	558	553	5
Oshana	0	400	400	0
Oshikoto	0	10974	10316	658
Otjozondjupa	0	1453	1430	23
Zambezi	5	1628	1444	184
Total	203	41922	40505	1417

➤ Since March 2020, **41922** people have been placed into mandatory quarantine facilities around the country.

➤ A total of **1417** people are currently in quarantine, with **203** new admissions.

- Of the total confirmed cases, **28668 (64%)** are in the 20-49 years age-brackets which constitutes the majority of the recorded cases.
- A total of **7646 (17%)** of the confirmed cases are among the 5-19 years category.
- The under 5 years age group make up **1026 (2%)** of the total cases whereas, **2866 (6%)** are above 60 years of age.

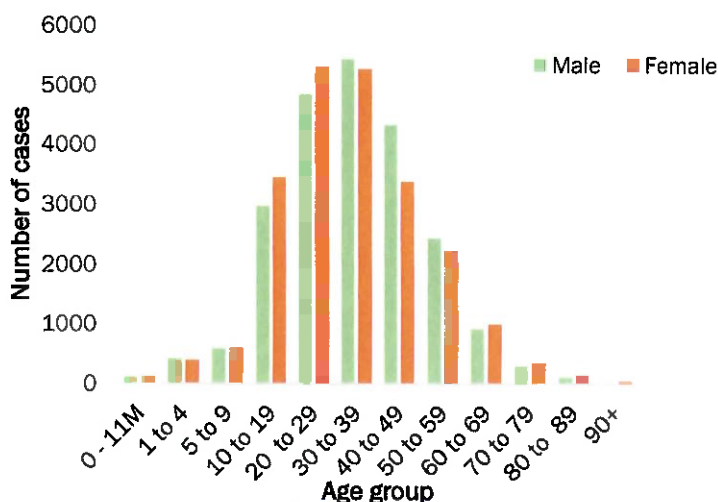


Figure 3: Age and Sex distribution of COVID-19 confirmed cases 04 April 2021

PUBLIC HEALTH ACTION (S)

- The government and developmental partners continue to prioritise the continuation of essential health services.

CHALLENGES

- Lack of isolation units and facilities for cases detected in boarding schools and police holding cells.
- Non-adherence to COVID-19 prevention measures by the general public.

RECOMMENDATIONS

- Establish fully equipped isolation units and facilities for cases detected in schools and police holding cells.
- Continue to give awareness on the importance of adhering to COVID -19 prevention measures; with the involvement of the Security Cluster.

APPROVED

INCIDENT MANAGER
04 APRIL 2021

SECRETARIAT

For enquiries, please contact
Namibia Public Health Emergency Operations Centre;
PHEOC@mhss.gov.na
 0800 100 100
 0851 100 100