



NAMIBIA COVID-19 SITUATION REPORT NO. 401

Outbreak Name	COVID-19 outbreak	Country affected	Namibia
Date & Time	23.04.2021 17h00	Investigation start Date	13 March 2020
Prepared by	Surveillance Team		

HIGHLIGHTS/SITUATION UPDATE (23/04/2021)



- A total of **47671** cases have been recorded to-date, representing **2%** of the population.
- Cases are equally distributed by gender at **50%**.
- Of the total confirmed cases, **2050 (4%)** are Health Workers.
 - 1616 (79%) State; 430 (21%) Private, 4 (0.2%) Non-Governmental Organizations.
 - 2005 (98%) recoveries and 6 (0.3%) deaths.
- The recovery rate now stands at **95%**.
- All fourteen (14) regions have reported confirmed cases; *Khomas and Erongo* regions reported the highest with **16982 (36%)** and **8508 (18%)** respectively.
- Of the total fatalities, **509 (82%)** are COVID-19 deaths while **115 (18%)** are COVID-19 related deaths.

Table 1: Distribution of confirmed COVID-19 cases by region, 23 April 2021

Region	Total No. of cases	Active cases	Recoveries	Cumulative Deaths	Cumulative deaths with co-morbidities	Non-COVID deaths	Vaccine data	Health Workers
Erongo	8508	223	8160	120	111	5	1832	224
Hardap	2667	249	2379	39	27	0	260	65
//Kharas	2928	63	2824	41	33	0	373	129
Kavango East	1891	58	1809	24	18	0	474	115
Kavango West	228	2	224	2	2	0	162	12
Khomas	16982	499	16262	220	196	1	6121	825
Kunene	1429	121	1293	15	15	0	272	53
Ohangwena	1220	43	1159	16	13	2	220	60
Omaheke	1038	8	1016	14	11	0	0	44
Omusati	1257	43	1205	9	6	0	49	34
Oshana	2921	82	2803	35	22	1	1076	222
Oshikoto	2675	122	2533	18	18	2	0	118
Otjozondjupa	3195	177	2958	60	47	0	721	113
Zambezi	732	12	709	11	8	0	132	36
Total	47671	1702	45334	624	527	11	11692	2050

EPIDEMIOLOGICAL SITUATION IN NAMIBIA

Table 2: Number of people in mandatory quarantine facilities, 23 April 2021

Region	Newly quarantined 24 Hrs.	Cumulative number	Number discharged	Number in quarantine now
Erongo	0	5379	5312	67
Hardap	0	1643	1624	19
Kavango	0	1326	1320	6
Khomas	0	3421	3408	13
//Kharas	0	5736	5615	121
Kunene	0	4710	4534	176
Ohangwena	0	692	692	0
Omaheke	55	5715	5510	205
Omusati	0	565	565	0
Oshana	0	400	400	0
Oshikoto	44	11768	11082	686
Otjozondjupa	0	1476	1453	23
Zambezi	0	1703	1576	127
Total	99	44534	43091	1443

- Since March 2020, **44534** people have been placed into mandatory quarantine facilities around the country.
- A total of **1443** people are currently in quarantine, with **99** new admissions.

- Of the total confirmed cases, **30054 (63%)** are in the 20-49 years age-brackets which constitutes the majority of the recorded cases.
- A total of **8430 (18%)** of the confirmed cases are among the 5-19 years category.
- The under 5 years age group make up **1091 (2%)** of the total cases whereas, **3113 (7%)** are above 60 years of age.

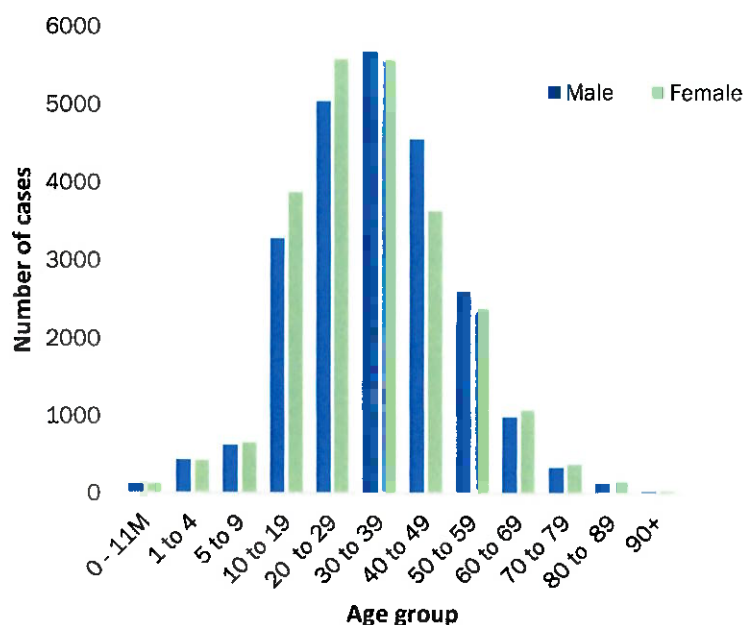


Figure 1: Age and Sex distribution of COVID-19 confirmed cases 23 April 2021

Table 3: COVID-19 specimen recorded at the Laboratories 23 April 2021

VARIABLES	TOTAL
Total samples received by the Laboratory	376719
Total samples tested	364704
Total samples re-tested	11898
Total positive results	47671
Total negative results	316980
Total samples discarded	117
Invalid results	0
Total pending results	46
Indeterminant/Inconclusive	7
Suspected cases in 24 hours (excluding re-tests)	1836

- To date, **376602** tests (including **11898** re-tests) have been conducted by NIP, Path-Care, NAMDEB, UNAM, Namib Poultry, Diagno, NAMPath, Namibia Central Pathology and Central Veterinary laboratories
- Since the beginning of the outbreak, **86778** contacts of confirmed cases have been identified, **496** new contacts were identified within the last 24 hours from 11 regions.
- Cumulatively, **82221** contacts have completed their monitoring period, while a total of **11799 (25%)** contacts of confirmed cases have tested positive.
- Today, **2665 (71%)** out of **3739** active contacts monitored.

➤ The highest peaks of **3463 (7%)** and **3485 (7%)** cases were recorded during week 53 of 2020 and 1 of 2021 respectively (Figure 2).

➤ The National Call Center continues operations for 24 hours daily.

➤ Today (23/04/2021), **593** calls were answered including **28** alerts.

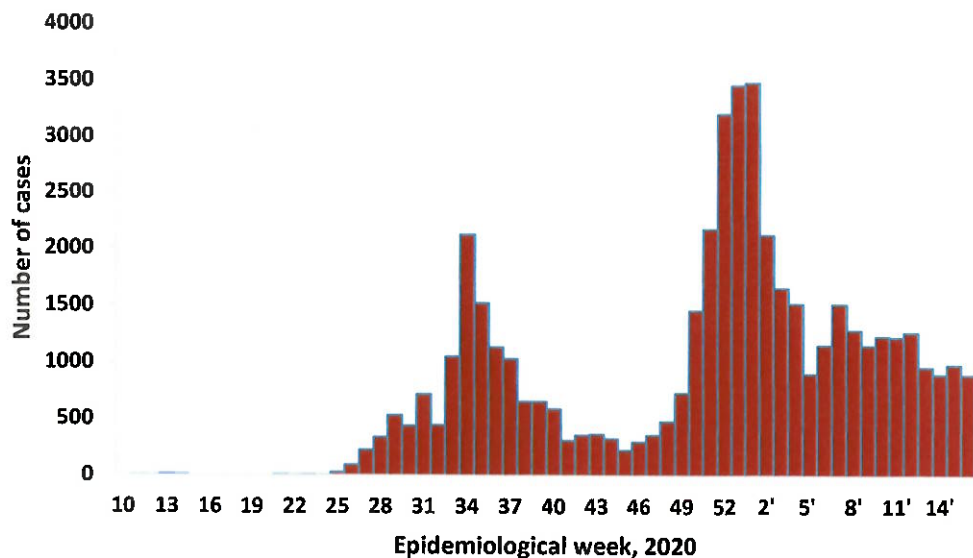
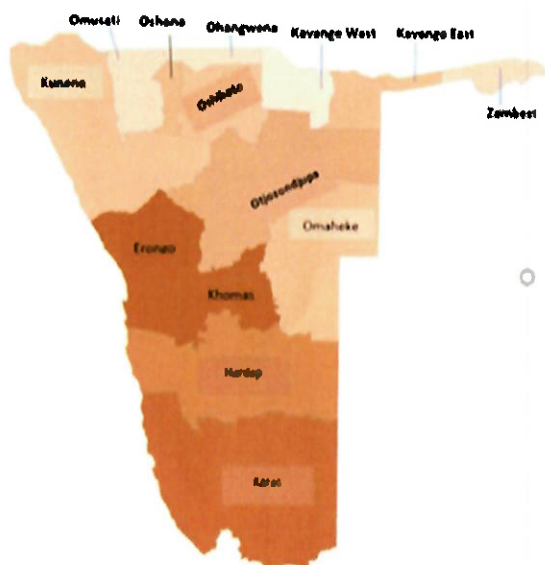


Figure 2: Epi-curve for confirmed COVID-19 cases, 23 April 2021



Cumulative_confirmed cases per 100 000 people

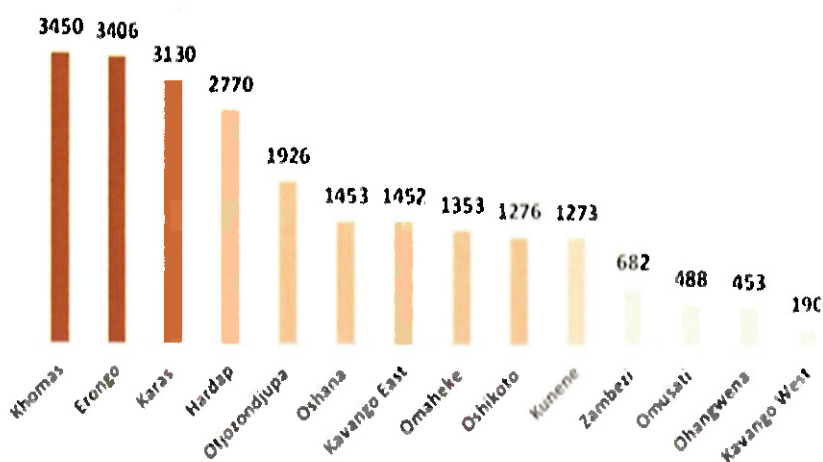


Figure 3: Distribution of cumulative confirmed cases per 100 000 by region, 23 April 2021

PUBLIC HEALTH ACTION (S)

- The COVID-19 vaccination programme has been extended to other regions and is ongoing.
- The government and developmental partners continue to prioritize the continuation of essential health services.

CHALLENGES

- Lack of isolation units and facilities for cases detected in boarding schools and police holding cells.
- Non-adherence to COVID-19 prevention measures by the general public.

RECOMMENDATIONS

- Establish fully equipped isolation units and facilities for cases detected in schools and police holding cells.
- Continue to give awareness on the importance of adhering to COVID -19 prevention measures; with the involvement of the Security Cluster.

APPROVED

INCIDENT MANAGER
23 APRIL 2021

SECRETARIAT

For enquiries, please contact
Namibia Public Health Emergency Operations Centre;

PHEOC@mhss.gov.na

0800 100 100

0851 100 100