

South Sudan

Integrated Disease surveillance and response (IDSR)

Epidemiological Bulletin Week 17, 2021 (April 26- May 02)





- In week 17, 2021 IDSR reporting timeliness was 88% and completeness was 95% at health facility level. Both Timeliness and Completeness for EWARS partners supported sites were at 93%
- Of the 141 alerts in week 17, 2021; 75% were verified 5% were risk assessed and 5% required a response . Malaria (48), AWD (42), ARI (4) and bloody diarrhea (33) were the most frequent alerts in week 17, 2021
- Confirmed Rubella Outbreak in Nagero County, Western Equatoria State as all 3 samples tested positive for Rubella IgM
- Malaria remains the top cause of morbidity and accounted for 52,161 cases (51.1% of OPD cases)
- Total of 10 602 COVID-19 confirmed cases and 115 deaths, CFR of 1.09%
- Other hazards include floods (unseasonal) in over 4 counties; Malaria in 1 counties and HEV in Bentiu PoC and Rubella in 2 counties.

SURVEILLANCE PERFORMANCE



For the Integrated Disease Surveillance (IDSR)
network and Early warning alert and response
network (EWARN)



IDSR timeliness performance at State level for week 17 & 16 of 2021



Completeness States Ranking	States	Number of reporting sites	No. of HFs Reported on Time in WK 17	Timeliness Percentage of WK 17	No. of HFs Reported on Time in WK 16	Timeliness Percentage of WK 16
1st	WES	213	213	100%	212	100%
2nd	Warrap	123	118	96%	109	89%
3rd	Lakes	113	106	94%	99	88%
4th	CES	117	104	89%	109	93%
5th	NBGZ	133	117	88%	127	95%
6th	Unity	94	82	87%	73	78%
7th	Jonglei	112	91	81%	95	85%
8th	EES	142	119	84%	97	68%
9th	Upper Nile	117	91	78%	103	88%
10th	WBGZ	78	57	73%	78	100%
	South Sudan	1242	1098	88%	1102	89%

KEY

	<60%	Poor
	61%-79%	Fair
	80%-99%	Good
	100%	Excellent

The timeliness of IDSR reporting (supported by EWARS mobile) at health facility level in week 17 was 88% compared to 89% in week 16. All states were above the target of 80% except for 2 states Unity and Eastern Equatoria

Reporting challenges: Insecurity, internet access and new partners

IDSR completeness performance at State level for week 17 & 16 of 2021



Completeness States Ranking	States	Number of reporting sites	No. of HF's Reported regardless of time in WK 17	Completeness Percentage of WK 17	No. of HF's Reported regardless of time in WK 16	Completeness Percentage of WK 16
1	Warrap	119	119	100%	119	100%
2	WES	213	213	100%	212	100%
3	Lakes	113	111	98%	113	100%
4	EES	142	136	96%	120	85%
5	NBGZ	131	125	95%	127	97%
6	CES	117	111	95%	111	95%
7	Upper Nile	122	115	94%	116	95%
8	Unity	94	88	94%	90	96%
9	WBGZ	78	71	91%	78	100%
10	Jonglei	112	92	82%	102	91%
	South Sudan	1241	1181	95%	1188	96%

KEY

	<60%	Poor
	61%-79%	Fair
	80%-99%	Good
	100%	Excellent

The completeness of IDSR reporting (supported by EWARS mobile) at health facility level was 95% in week 17 compared to 96% in week 16. All states were above the target of 80%



Surveillance: EWARS performance indicator by partner for week 17 of 2021

Partner	HFs	Reporting	Performance		
PARTER	Number of reporting sites	# of reports received on Time in Week 17	Completeness of Week 17	# of reports received on Time in Week 16	Completeness of Week 16
Medicaire	2	2	100%	2	100%
World Relief	2	2	100%	2	100%
IMC	24	24	100%	24	100%
UNIDOR	2	2	100%	2	100%
ALIMA	3	3	100%	3	100%
TADO	6	6	100%	6	100%
GOAL	2	2	100%	2	100%
CMD	1	1	100%	1	100%
IHO	2	2	100%	2	100%
HFD	6	6	100%	6	100%
MSF-E	6	6	100%	6	100%
HAA	6	6	100%	6	100%
MSF-H	5	5	100%	5	100%
RHS	1	1	100%	1	100%
IRC	1	1	100%	1	100%
SSHCO	1	1	100%	1	100%
HFO	2	2	100%	1	50%
TRI-SS	2	2	100%	1	50%
UNH	2	2	100%	0	0%
IOM	12	10	83%	11	92%
Medair	4	1	25%	3	75%
TOTAL	92	87	95%	86	93%

Both Timeliness and Completeness for EWARS partners supported sites were at 97% in week 17 and 93 in week 16, 2021

EVENT-BASED SURVEILLANCE



Alert management including detection; reporting;
verification; risk assessment; & risk
characterization





State	Acute Respiratory Infections (ARI)	Acute Watery Diarrhoea	AFP	Bloody Diarrhoea	Malaria	Measles	Yellow Fever	Guinea Worm	EBS	Covid-19	Total alerts
CES	1			4		1		1	1	2	10
EES		6		3	3						12
Jonglei		2		2							4
Lakes			2								2
NBGZ		1									1
Unity	1	1		2	3					1	8
Upper Nile	1	4		3	1					1	10
Warrap		1		5			1			1	8
WBGZ	1	9		5	4					1	20
WES		18		9	37					2	66
Total alerts	4	42	2	33	48	1	1	1	1	8	141

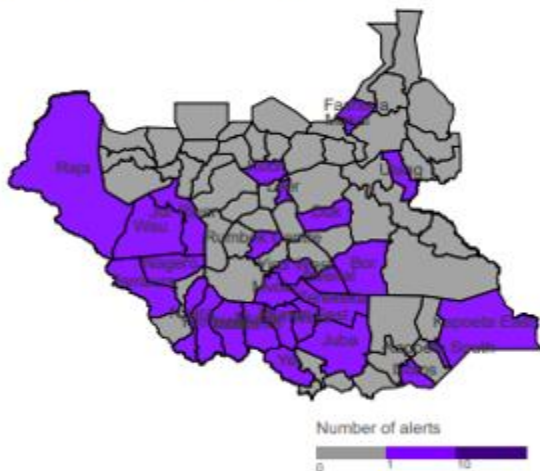
During this week:

- **4 ARI alerts:** 1 from CES sample was collected and tested positive for COVID-19, 1 from Unity State sample was collected for COVID-19 in the state Sentinel Site, 1 from Upper Nile State sample collected and tested for COVID-19, 1 from WBGZ sample collected and tested positive for COVID-19.
- **42 AWD alerts:** 6 from EES (5 samples collected and were shipped to NPHL), 2 from Jonglei State (samples collected and shipped to NPHL), 1 from NBG State, 1 from Unity treated for diarrhea, 4 from Upper Nile treated as normal diarrhea, 1 from Warrap State, 9 from WBGZ State (3 samples collected and shipped to NPHL), 18 from WES, all treated as normal diarrhea.
- **33 ABD alerts:** 4 from CES, 3 from EES, 2 from Jonglei State, 2 from Unity investigated, 3 from Upper Nile State, 5 from WBGZ investigation under way, 3 from Upper Nile State sample will be collected, 5 from Warrap State, 9 from WES.
- **48 Malaria alerts:** 3 from EES, 3 from Unity, 4 from WBGZ, 37 from WES, 1 from Upper Nile State, all these are due to the high increase of malaria cases in the country.
- **2 AFP alerts:** these alerts were from Lakes state, Awerial County in Awerial PHCC and Mingkaman PHCC (2 samples were collected and shipped to NPHL)
- **8 COVID-19 alerts:** 2 from CES, 1 from Unity State, 1 from Upper Nile State, 1 from Warrap, 1 from WBG State, 2 from WES all tested positive for COVID-19
- **1 EBS alert:** this was triggered from CES state, Juba county in Mangalla Payam from SSHCO Mobile Clinic which is one case of above five suspected case of Guinea Worm
- **1 Measles alert:** 1 from CES, Juba County in Rokon PHCC
- **1 Yellow Fever alert:** the alert is from Warrap State, Abyei County, Juljok MSF Hospital. Investigation was conducted, and sample was collected for testing
- **1 Guinea Worm alert:** the alert was triggered from CES, Juba county in Mangalla Payam from SSHCO Mobile Clinic

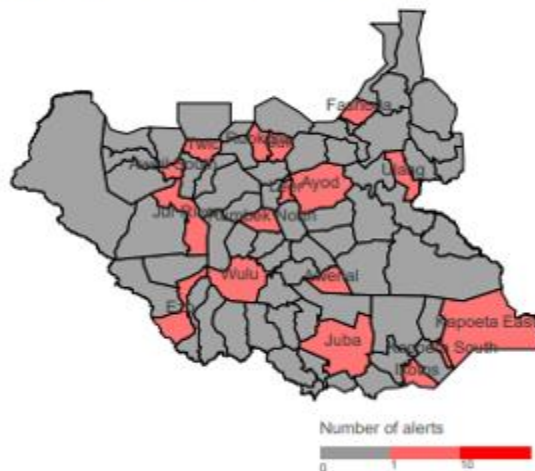
Alert: Map of key disease alerts by county of week 17 of 2021



Map 2a | Malaria (W18 2021)



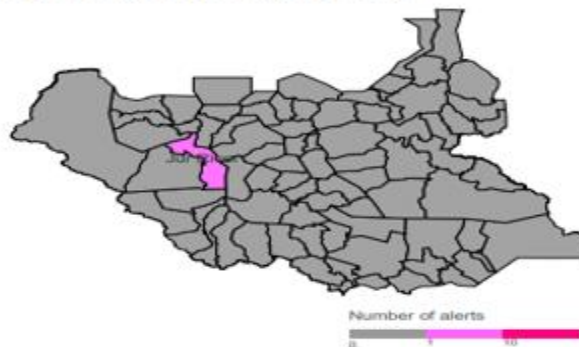
Map 2b | Bloody diarrhoea (W18 2021)



Map 2c | Measles (W18 2021)



Map 2e | Guinea Worm (W18 2021)



W18	Cumulative (2021)	
0	6	Low risk
8	8	Medium risk
0	49	High risk
6	55	Very high risk

74%	81%	% verified
0%	0%	% auto-discarded
5%	4%	% risk assessed
5%	2%	% requiring a response

SUSPECTED OUTBREAKS



Major suspected outbreaks in South Sudan in
2020



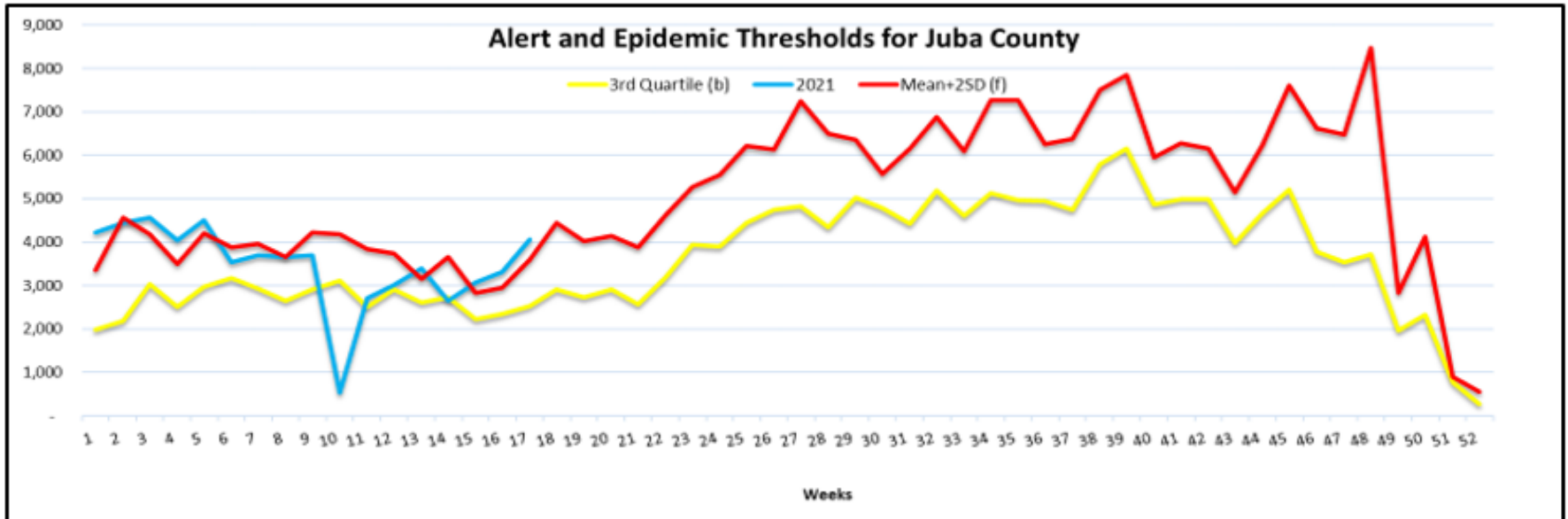


Malaria was the leading cause of morbidity and mortality, accounting for **51.1%** of all morbidities and **9.1%** of all Mortalities this week 17.

There were 1 counties with malaria trends that exceeded the threshold (third quartile of trends for the period 2013-2017):

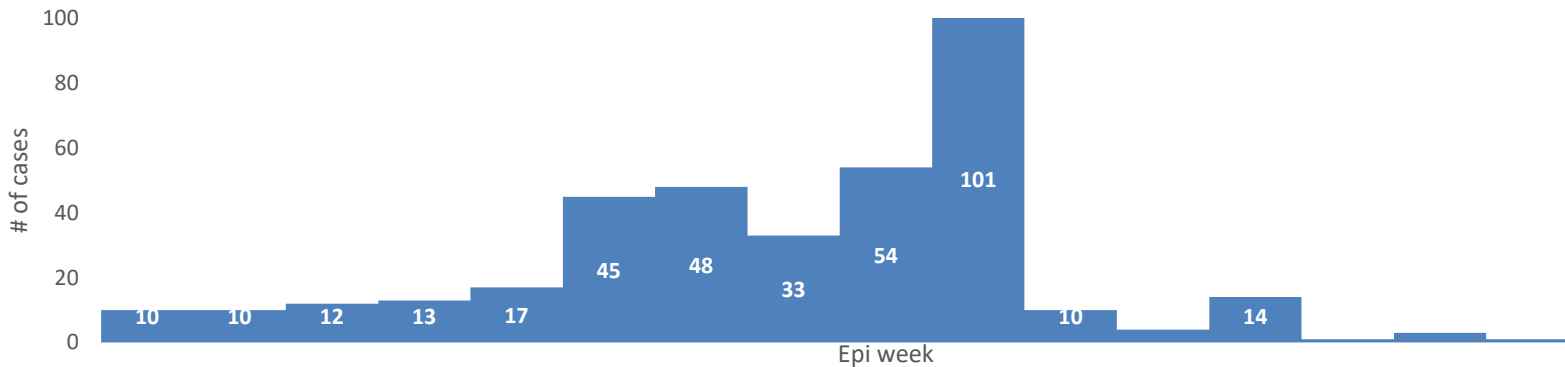
1. CE State- Juba County

Juba

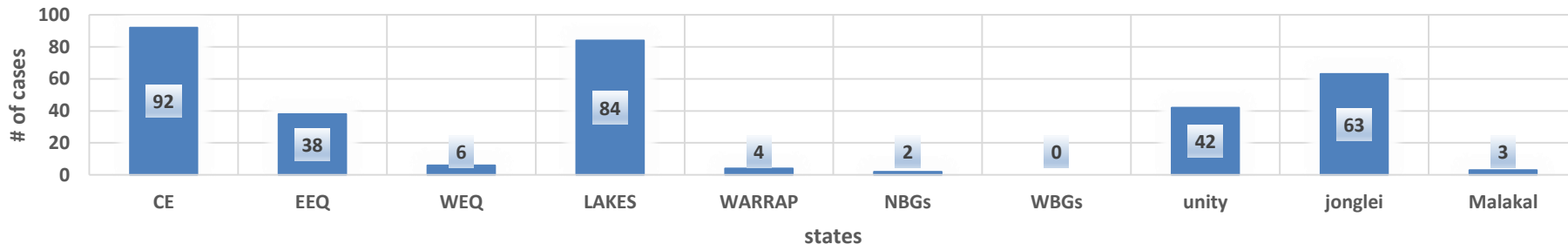


Routine Sentinel Surveillance | Human Influenza

Covid-19 total confirmed cases in South Sudan from Sentinel sites wk1 to wk 17, 2021



of Covid-19 cases per state in wk 17, 2021 from sentinel sites



- As of 28th April 2021, a total of 138 samples were collected from three sentinel sites in Juba with 131 samples testing negative for influenza; one (1) positive for COVID-19; and six (6) positive for influenza B (Sub-typing pending)
- There are currently 13 Covid-19 designated sentinel surveillance sites in Juba and States Hospitals that are collecting epidemiological data and samples from Covid-19/ILI/SARI cases. A total of 7715 samples have been collected in 2021 with 546 (7.0%) being positive for COVID-19 from sentinel sites.

ACTIVE OUTBREAKS AND PUBLIC HEALTH EVENTS



Brief epidemiological description and public health response for active outbreaks and public health events`





Update on floods and response

- The flooding forecast continues to be monitored. Rainfall forecast for the first half of May 2021 (4-11 May 2021) projects very heavy to extremely heavy rainfall (over 200 mm) in parts of central South Sudan (Unity northern Jonglei, eastern Northern Bahr el Ghazal and Western Bahr el Ghazal), and in parts of Ethiopia, Somalia and Kenya (ICPAP weather data).
- The government and partners are alerted to take appropriate actions in preparation for the heavy rain.
- Updating of flooding contingency planning and prepositioning of essential supplies including emergency health kits have started..



Updates on Public Health Response

1. Health partners continue to increase access to health services through both static and mobile across the six 'Priority 1' counties of Pibor, Akobo, Tonj East, Tonj South, Tonj North, and Aweil South.
2. Over 191, 982 consultations have been conducted by health facilities across the six counties as of the end of week 16 2021.
3. Advocacy to ensure the availability of adequate essential and emergency stocks for responding partners is continuing. WHO is supporting emergency partners in the six "Priority 1" counties to enable them to provide consistent access to the basic health services in the counties.
4. 196 interagency health kits (can support 196 000 people for three months), 90 pneumonia kits, 11 severe acute malnutrition with medical complication (SAM/MC) kits, and 24 cholera investigation kits have been delivered to the responding partners. Additionally, medicines (paromomycin and sodium stibogluconate) and rapid kits (rK39) for management of kala-azar cases were provided to partners in Pibor.



5. Weekly trends of the top infectious diseases are being monitored for potential upsurges and timely investigation. Additional reporting sites by partners establishing response in the priority locations are being registered.

6. WHO mobile team in Pibor trained 25 healthcare workers on Integrated Disease Surveillance and Response, case management of priority diseases including COVID-19, clinical management of rape and infection prevention and control in health facilities.

7. Emergency Mobile Medical team continues to provide integrated mobile health and nutrition services in Greater Pibor Administrative Area (GPAA). So far, 3 281 outpatient consultations, 250 measles vaccination, 200 oral cholera vaccination and 778 under-five children screened for malnutrition were done in Lekuagule and Gumuruk in the Greater Pibor Administrative Area.

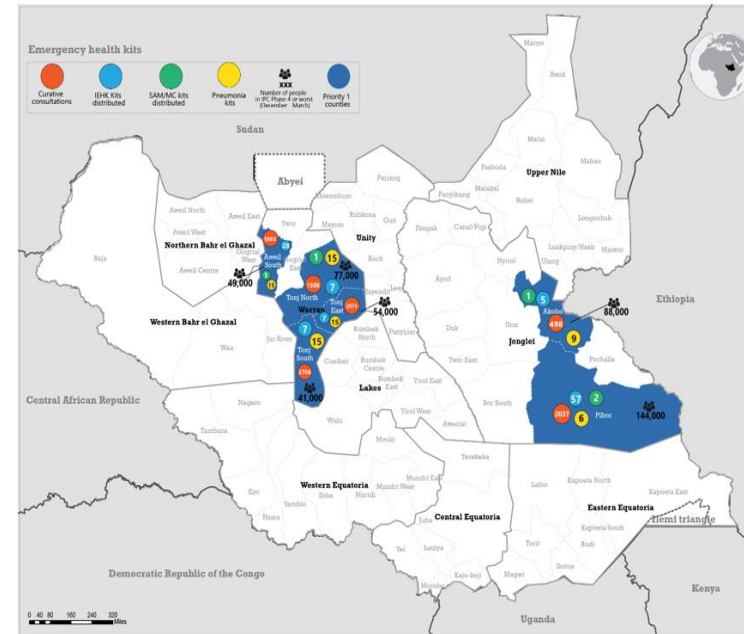
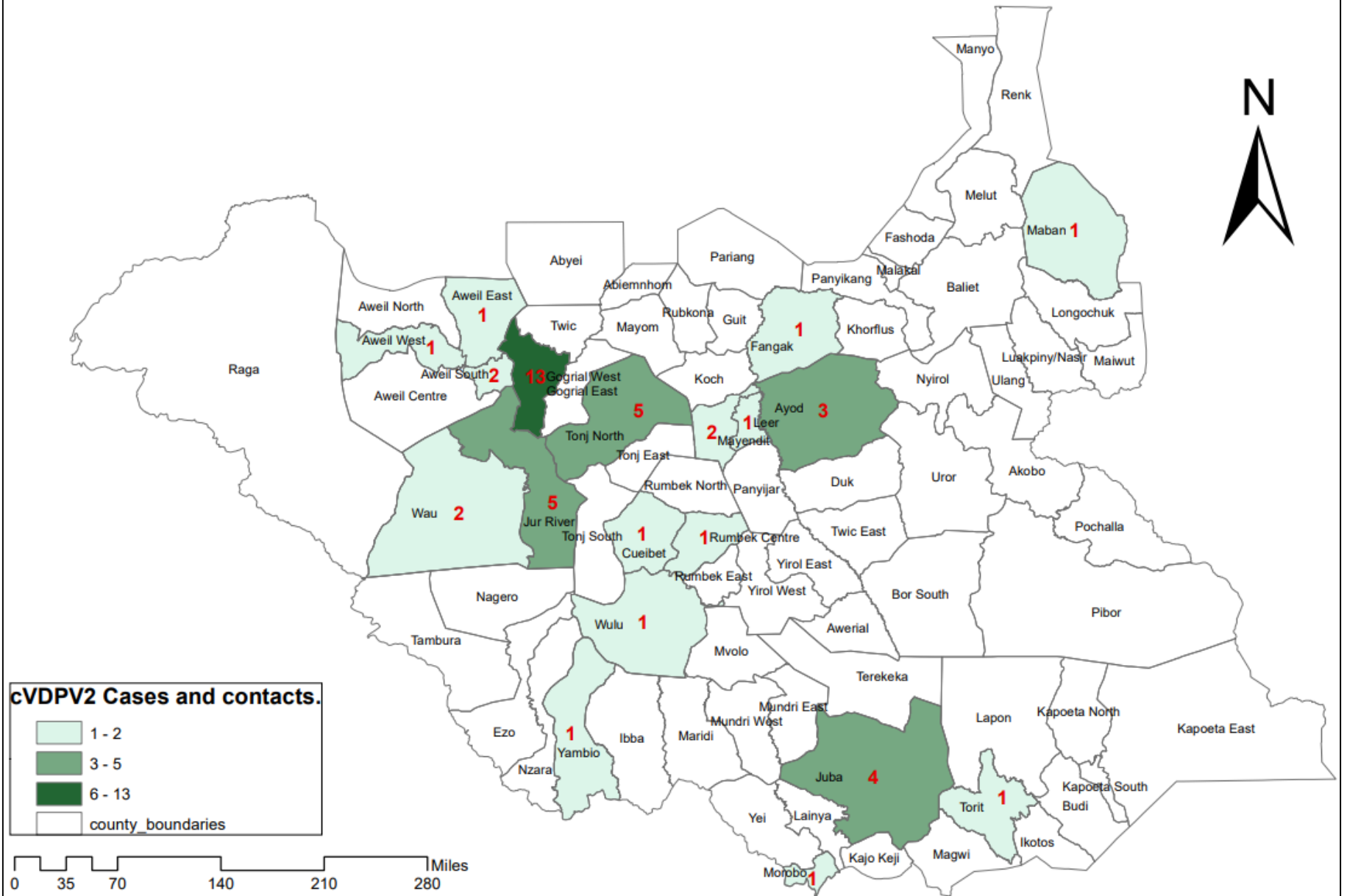


Figure 1: Emergency health kits delivered, and weekly consultations conducted in the six priority IPC-5 counties as of week 14, 2021

Distribution of cVDPV2 cases and contacts by county.



Disclaimer: The boundaries and names shown and the designations used on this map do not imply the expression of any opinion whatsoever on the part of the World Health Organization concerning the legal status of any country, territory, city or area or of its authorities, or concerning the delimitation of its frontiers or boundaries.

Bacteriology lab updates as of 6 May,2021

Epi-week	County (no. of samples)	Specimen tested (n)	Sample type	Suspected diseases	Lab Results	Comment
52	Bor South	2	stool	Cholera	No Growth for all enteric pathogens	
1	Juba	1	stool	Cholera	Growth for E Coli	
1	Juba	1	stool	Cholera	No Growth for V. Cholerae	
1	Ibba	1	stool	Cholera	No Growth	
1	Rumbek East	1	CSF	Meningitis	No Growth	
1	Aweil Centre	1	stool	Shigellosis	Growth of <i>Shigella Spp</i>	
2	Abyei (Agok)	1	stool	Cholera	Growth for non V. Cholerae	
5	Ibba	2	stool	Cholera	Growth for E.Coli	E.coli normally cause diarrhea in children < 5
5	Gogrial west	7	stool	Cholera	No Growth for V. Cholerae	
15	Torit	5	Stool	Shigellosis	Growth for <i>Shigella Spp</i> In 2 specimen	Non Pathogenic bacteria isolated in other 4 samples
16	Wau	2	Stool	Cholera	Non pathogenic bacteria isolated	
16	Juba (Mangalla IDP Camp)	6	Stool	Shigellosis	Growth for <i>Shigella Spp</i> In 3 specimen	No Growth in the other 3 specimens

- From week 1 to week 16 2021, 16 samples of acute watery diarrhea samples were received from around 6 counties. Samples were cultured and results showed no growth for *V. Cholerae* in all samples; 05 samples shows growth for *E. Coli* but serotype testing is pending for further characterisation
- The same period, 11 bloody diarrhea samples were cultured and 06 samples show growth for *Shigella species* for samples from Torit, Juba and Ibba counties; but serotype testing is also pending for further characterisation

Measles Lab update 3 May 2021

S/N	County	Total Number of Samples tested	Measles IgM Positive	Rubella IgM Positive	Comment
1	TAMBURA	3	0	1	One indeterminate results
2	IBBA	1	0	0	
3	Nagero	3	0	3	
4	MUNDRI East	1	0	0	
5	Tonj South	2	0	0	
6	Pibor	1	1	0	
7	Ezo	2	0	1	One indeterminate results
8	Kapoeta North & East	2	0	0	Indeterminate K. East
9	Magwi	1	0	0	
10	Yei, Yambio & Maridi	3	0	0	
11	Aweil Center	2	0	0	
	TOTAL	21	1	5	

- **21 samples sent in March and April , only one sample tested positive for Measles IgM from Greater Pibor, and five other results are indeterminate**
- **New Rubella Outbreak in Nagero County as all 3 samples tested positive for Rubella Igm**



Aetiological agent	Location (county)	Date first reported	New cases since last bulletin	Cumulative cases to date (attack rate %)	Interventions			
					Case management	Vaccination	Health promotion	WASH
Ongoing epidemics								
Hepatitis E	Bentiu PoC	03/01/2018	0	556 (0.013)	Yes	No	Yes	Yes
cVDPV2	25 counties	11/06/2020 18/09/2020	0	54	Yes	Yes	Yes	Yes
Rubella	Tambura	11/1/2021	0	23 (0.13)	Yes	No	Yes	Yes
Rubella	Nagero	01/03/ 20201	0	3	Yes	No	Yes	N/A



Confirmed Rubella outbreak in Tambura County

Epi curve showing Measles cases in Tambura from week 2 to week 13, 2021.

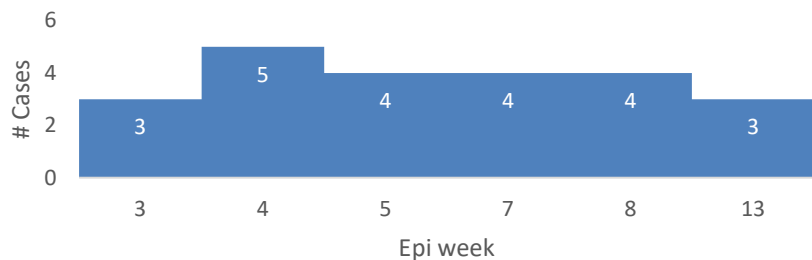


Chart showing Measles cases in Tambura by county from week 2 to week 13, 2021

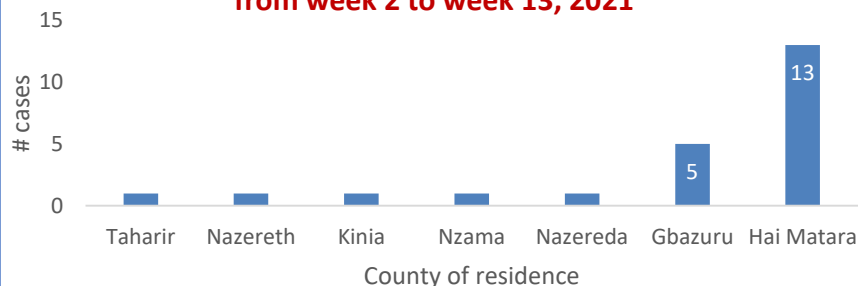
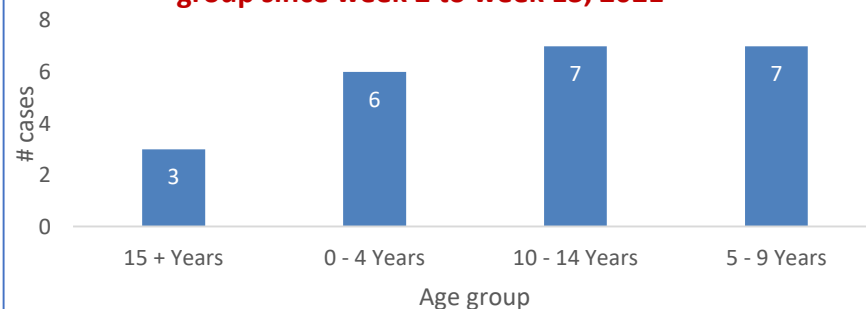


Chart showing Measles cases in Tambura by Age group since week 2 to week 13, 2021



Descriptive epidemiology

- WES started to report cases of suspected Measles in week 2, 2021. Up to week 10, 2021 a total of 32 cases have been listed.
- 12 samples were collected for testing and only one tested measles IgM positive and 5 samples tested Rubella IgM positive
- There were **(3)** new case reported in week 13, 2021, total of **23** cases.
- **No new cases have been line listed since week 13, 2021**
- No deaths were reported
- 57% are female and 43% are male.
- Age group 0- 9 years had the most cases with (68%) .
- Most affected area is Hai Matara with 13 cases.

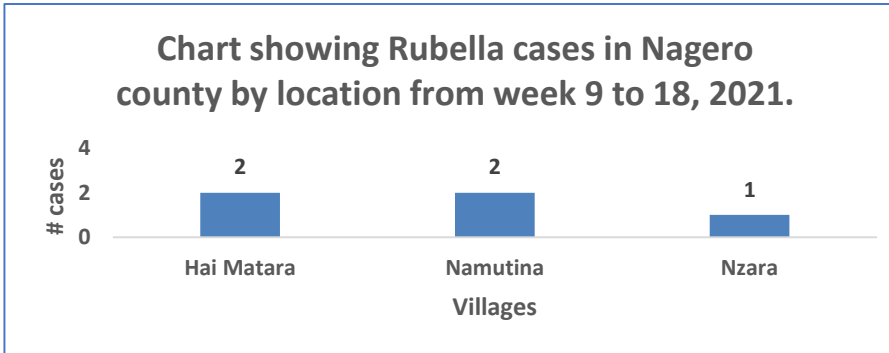
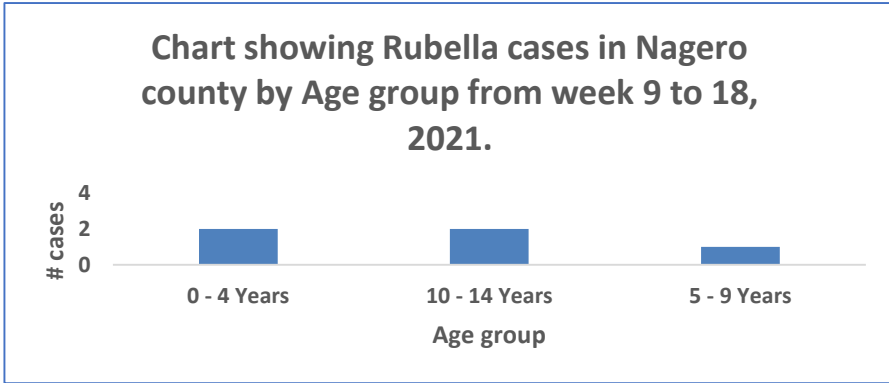
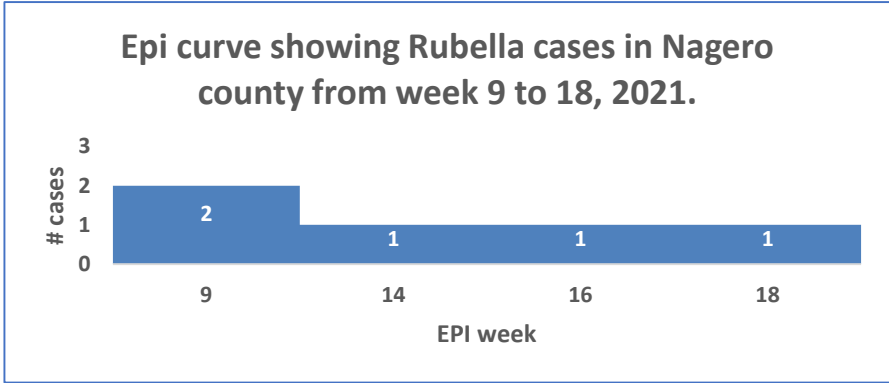
Response Actions:

- Surveillance and line-listing are ongoing
- Case management is ongoing

Age group	Cases	percentage	CUM. %
15 + Years	3	34%	34%
0 - 4 Years	6	34%	69%
10 - 14 Years	7	21%	90%
5 - 9 Years	7	10%	100%
Grand Total	23	100%	



Confirmed Rubella outbreak in Nagero County, WES

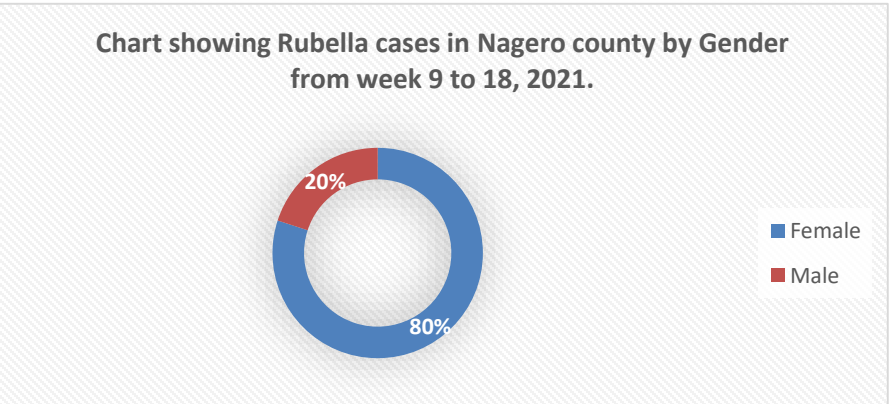


Descriptive epidemiology

- Nagero County started to report cases of suspected measles in week 9, 2021
- 3 samples were collected for testing and all **3 samples tested Rubella IgM positive**
- Total of 5 cases reported from week 9, there was **(1)** new case reported in week 18, 2021
- No deaths were reported
- 80% are female and 20% are male.
- Age group 0- 14 years had the most cases
- Most affected area are Hai Matara and Namutina with 4 cases.

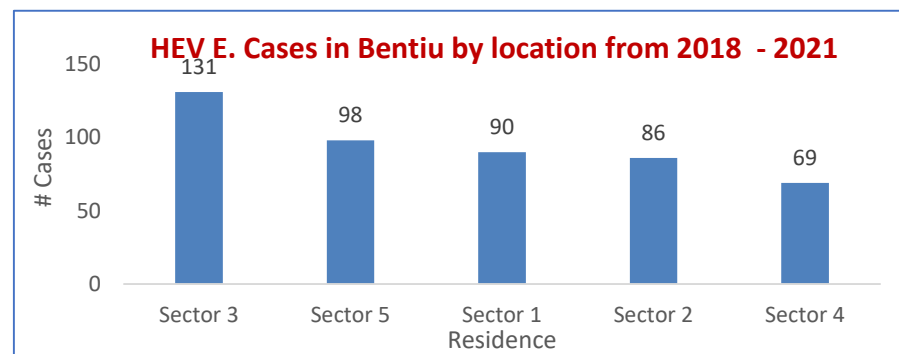
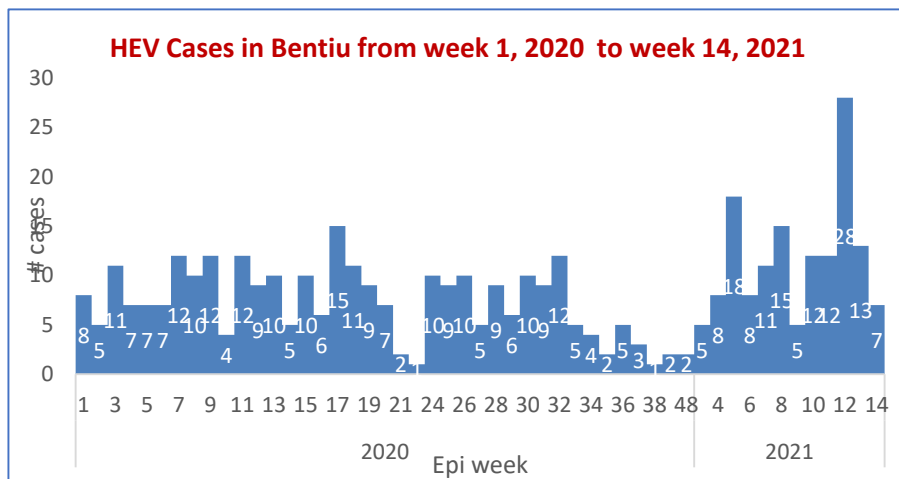
Response Actions:

- Surveillance and line-listing are ongoing
- Case management is ongoing





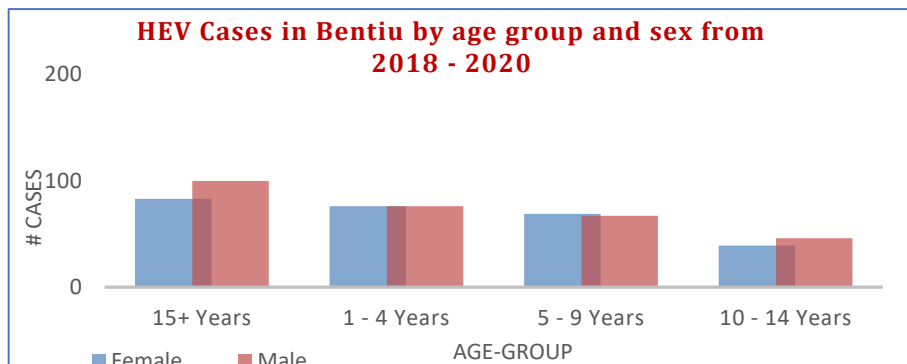
Hepatitis E, Bentiu PoC (1)



Age-Group	Alive	Dead	Grand Total	Percentage	CFR	Cum. %2
1 - 4 Years	152	0	152	27%	0%	27%
10 - 14 Years	85	0	85	15%	0%	43%
15+ Years	180	3	183	33%	2%	76%
5 - 9 Years	134	2	136	24%	1%	100%
Grand Total	551	5	556	100%	0.01	

Descriptive epidemiology

- The persistent transmission of HEV in Bentiu PoC continues with **556** cases since beginning of 2019
- There were **(7)** new cases reported in week 14, 2021
- All the cases were managed as outpatient cases except for seven cases who were admitted
- 5 deaths reported in 2019 and 2020
- 48% are female and 52% are male.
- Age group less than 15 years had the most cases with (67%) cases.
- At risk of adverse outcomes when infected in the 3rd trimester of pregnancy
- Use of unsafe drinking water likely to be source of infection
- Up to week 14, 2021; there were 556 cases of HEV in Bentiu PoC including 5 deaths (CFR 0.9%)
- There is an upsurge of HEV cases since the beginning of 2021. **There-fore calls for review to establish and address the WASH gaps.**



Recommendations

- Supportive case management guided by the HEV protocol is ongoing
- Key messages on HEV prevention should continue within the community through HPs, CHWs and Kondial Radio
- With current COVID -19 Pandemic Outbreak, WASH partners to increase the coverage of hand washing facilities within the PoCs community.
- Other Wash intervention like increasing the access for clean water and improving the water storage in the affected individuals should be made urgently by distributing the water storage containers that will be the only way to mitigate this problem and stop the HEV outbreak.
- The WASH Cluster/HEV task force should engage in group discussion with Community leaders and woman group at water distribution points to understand their opinions on issue of Collapsing Jerry cans distribution.
- Monitoring the FRC levels at the taps stands in the different sectors, and the concentration of chlorination should maintain at 0.5-1mg/L as the point of collection
- There is an upsurge of HEV cases since the beginning of 2021. This therefore calls for review to establish and address the WASH gaps.



Aetiological agent	Location (county)	Date first reported	New cases since last bulletin	Cumulative cases to date (attack rate %)	Interventions			
					Case management	Vaccination	Health promotion	WASH
Controlled epidemics								
Measles	Juba	21/11/2019	NR	6(0.1667)	Yes	No	Yes	N/A
Measles	Tonj East	12/12/2019	NR	61(0.98)	yes	Yes	Yes	N/A
Measles	Bor	17/01/2020	NR	14(0.214)	yes	No	yes	N/A
Measles	Jebel Boma	10/12/2019	NR	96(0.063)	yes	No	Yes	N/A
Measles	Kapoeta East	18/01/2020	NR	16(0.625)	yes	No	Yes	N/A
Measles	Aweil East	29/12/2019	NR	664 (0.127)	Yes		No	Yes
Measles	Pibor	27/1/2020	NR	355 (0.0028)	Yes		Yes	Yes
Measles	Wau	5/1/2020	NR	39 (0.051)	Yes		Yes	Yes
Measles	Ibba	25/1/2020	0	55 (0.36)	Yes		Yes	Yes



EBOLA VIRUS DISEASE (EVD)

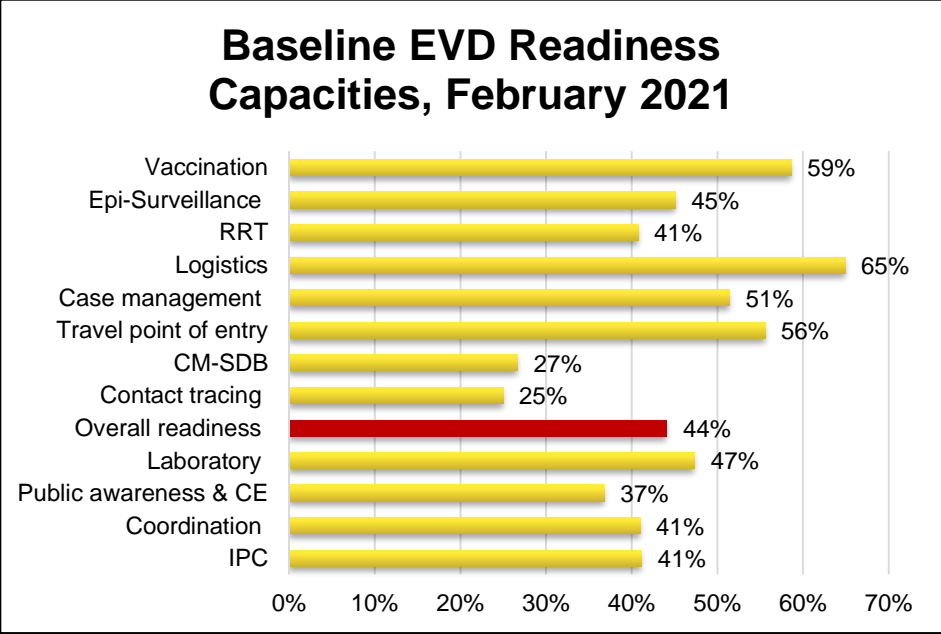
North Kivu, DRC – This outbreak was declared over on 3 May 2021

- On 3 May 2021, the 12th Ebola Virus outbreak in North Kivu DRC was declared over.
- A total of 11 confirmed cases and one probable case with six deaths (CFR 50%) and six recoveries were recorded in four health zones since 7 February 2021
- Swift initial response contributed to rapid conclusion of outbreak

Guinea – The 42 – day county down to declare the outbreak over started on 8 May 2021

- Situation remains stable with no new cases confirmed in the past 21 days
- Appearance of 19 new suspected cases and alerts is a concern
- As of 1 May 2021: 23 cases (16 confirmed, 7 probable cases), and 12 deaths (CFR 52%) reported

South Sudan Level of EVD preparedness



What is the next plan for South Sudan?

- Finalized the EVD preparedness checklist
- Finalized the risk assessment
- Finalized the 72 hours plan
- Prioritized activities based on the checklist
- EVD preparedness operational plan developed
- Drafted resource mobilization strategy
- Mapped potential donors

Operation plan with estimated cost

Pillars	Cost
Coordination	\$ 296,000
EP and S	\$ 318,000
RRT	\$ 316,000
RCCE	\$ 265,000
Case Management	\$ 400,000
Contact tracing	\$ 73,000
Laboratory	\$ 227,350
Vaccination	\$ 163,000
IPC	\$ 125,000
Logistic	\$ 115,000
PoE	\$ 260,000
	\$ 2,558,350

COVID-19 Updates



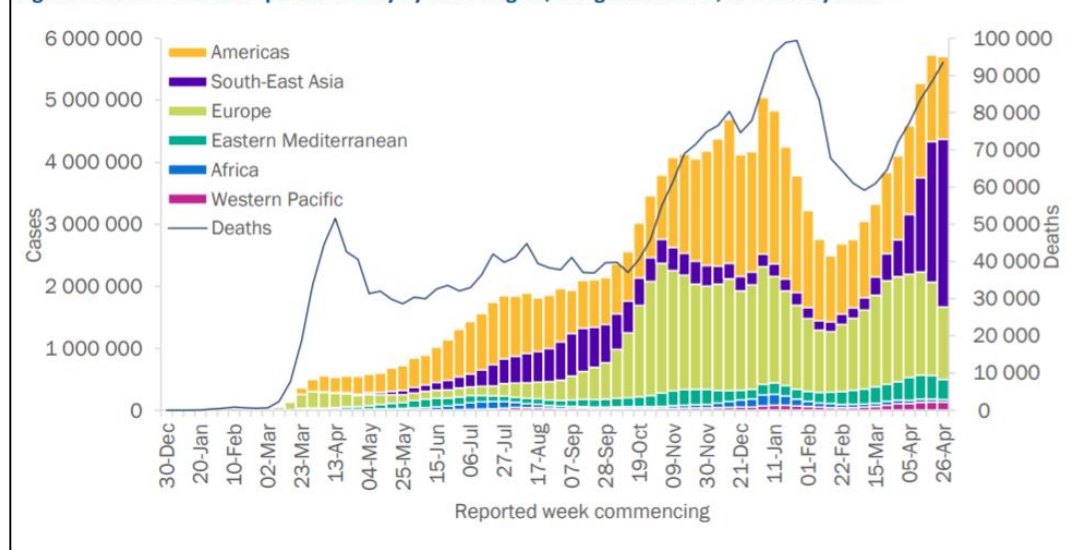
COVID-19 Virus Situation Summary



Situation update as of 2nd May 2021

- **Globally, as of 2 May 2021, there have been 151 812 556 confirmed cases of COVID-19, including 3 186 817 deaths reported to WHO.**
- **As of 12 May 2021, a total of 1,264,164,553 vaccine doses have been administered.**

Figure 1. COVID-19 cases reported weekly by WHO Region, and global deaths, as of 2 May 2021**



WHO: <https://www.who.int/health-topics/coronavirus>



- **10 602** confirmed cases, including **337** imported cases, and **115** (case fatality rate of **1.1%**) deaths have been reported in South Sudan since the beginning of the outbreak. The case count in the country has been decreasing for the past ten epidemiological weeks.
- 35 (44%) counties out of the 80 counties in the country have confirmed COVID-19 case as of the end of week 17 2021.
- The average positivity rate has been declining for the last nine epidemiological weeks reaching a low of 1.5% in week 17 2021 likely indicating end of the second wave. The highest positivity yield of 22.4% was reported in week 07 2021.
- Further, the trend in number of alerts reported have been declining in the last several weeks since a high of 145 alerts was recorded in Week 6 2021.
- None of the 26 sampled alerts in Week 17 tested positive for SARS-COV 2.
- Two SARS-CoV-2 lineages were detected in South Sudan. The first variant of interest (VOI) detected in the South Sudan samples is the A.23.1 lineage and the second one is the B.1.525 lineage
- At the end of Week **17**, **4360** persons (3590 males, 770 females) have been vaccinated in Juba county. Of those vaccinated, 1136 (26.1%) were healthcare workers.

Overall Conclusions and Recommendations



Conclusion

- The overall performance of IDSR and EWARN reporting sites in week 17, 2021 is above the target of 80% in both Timeliness and Completeness
- **10 602** confirmed cases, including **337** imported cases, and 115 (case fatality rate of 1.09%) deaths. Total **15,721** contacts identified, quarantined, & undergoing follow up as of week 17
- New Rubella Outbreak in Nagero County, Western Equatoria State
- Given the COVID-19 pandemic, it is critical that measures are stepped up to contain its spread.

Recommendations

- All partners should support CHDs & State Ministries of Health to undertake IDSR/EWARN reporting
- All health facilities should report, and conduct case-based investigation of suspect measles cases and routine measles immunization should be strengthened in all counties
- Strengthen capacities for COVID-19 containment through identifying and testing suspect cases, isolating confirmed cases, and quarantining contacts



Thanks to the State Surveillance Officers, County Surveillance Officers and Health Facility in-charges for sharing the weekly IDSR data

Thanks to all partners for supporting IDSR weekly reporting and sharing the line lists

To access the IDSR bulletins for 2020 use the link below:

<https://www.afro.who.int/publications/south-sudan-weekly-disease-surveillance-bulletin-2020>



IDSR timeliness & completeness performance at county level for week 17 of 2021 (1)



STATE	COUNTY	Number of reporting sites	No. of HFs Reported on Time in WK 17	Timeliness Percentage of WK 17	No. of HFs Reported regardless of time in WK 17	Completeness Percentage of WK 17	No. of HFs Reported regardless of time in WK 16	Completeness Percentage of WK 16
Lakes	Cueibet	15	15	100%	15	100%	15	100%
Lakes	Rumbek North	7	7	100%	7	100%	7	100%
Lakes	Wulu	14	14	100%	14	100%	14	100%
Lakes	Awerial	7	7	100%	7	100%	7	100%
Lakes	Yirol West	12	12	100%	12	100%	12	100%
NBGZ	Aweil Centre	15	15	100%	15	100%	15	100%
CES	Juba	46	46	100%	46	100%	46	100%
Lakes	Rumbek Centre	23	22	96%	22	96%	23	100%
CES	Yei	17	16	94%	17	100%	17	100%
NBGZ	Aweil North	33	30	91%	30	91%	30	91%
WBGZ	Wau	28	25	89%	27	96%	28	100%
NBGZ	Aweil West	37	33	89%	36	97%	35	95%
CES	Terekeka	20	17	85%	17	85%	17	85%
Lakes	Rumbek East	24	20	83%	24	100%	24	100%
NBGZ	Aweil South	11	9	82%	11	100%	11	100%
CES	Morobo	5	4	80%	4	80%	4	80%
NBGZ	Aweil East	37	27	73%	35	95%	36	97%
WBGZ	Jur River	35	25	71%	35	100%	35	100%
CES	Kajo Keji	17	12	71%	15	88%	14	82%
CES	Lainya	16	9	56%	11	69%	12	75%
WBGZ	Raja	15	7	47%	9	60%	15	100%
Lakes	Yirol East	11	5	45%	9	82%	11	100%

STATE	COUNTY	Number of reporting sites	No. of HFs Reported on Time in WK 17	Timeliness Percentage of WK 17	No. of HFs Reported regardless of time in 17	Completeness Percentage of WK 17	No. of HFs Reported regardless of time in WK 16	Completeness Percentage of WK 16
Jonglei	Pochalla	7	7	100%	7	100%	7	100%
EES	Ikotos	27	26	96%	27	100%	27	100%
Jonglei	Fangak	17	16	94%	17	100%	16	94%
EES	Kapoeta South	10	9	90%	10	100%	10	100%
EES	Lopa Lafon	18	10	56%	18	100%	18	100%
EES	Kapoeta North	16	15	94%	15	94%	15	94%
EES	Torit	20	18	90%	19	95%	2	10%
Jonglei	Duk	15	13	87%	13	87%	13	87%
EES	Magwi	22	18	82%	21	95%	17	77%
Jonglei	Canal Pigi	12	9	75%	11	92%	12	100%
EES	Budi	21	10	48%	19	90%	21	100%
Jonglei	Pibor	5	4	80%	4	80%	4	80%
EES	Kapoeta East	12	9	75%	10	83%	10	83%
Jonglei	Ayod	15	11	73%	12	80%	7	47%
Jonglei	Twic East	11	0	0%	8	73%	8	73%
Jonglei	Nyirrol	10	6	60%	6	60%	7	70%
Jonglei	Bor	35	20	57%	20	57%	21	60%
Jonglei	Uror	8	0	0%	2	25%	2	25%
Jonglei	Akobo	8	0	0%	0	0%	0	0%
Warrap	Tonj North	14		0%		0%		0%

IDSR timeliness & completeness performance at county level for week 17 of 2021 (2)



STATE	COUNTY	Number of reporting sites	No. of HFs Reported on Time in WK 17	Timeliness Percentage of WK 17	No. of HFs Reported regardless of time in WK 17	Completeness Percentage of WK 17	No. of HFs Reported regardless of time in WK 16	Completeness Percentage of WK 16
Unity	Abiemnhom	4	4	100%	4	100%	4	100%
Unity	Panyijjar	15	15	100%	15	100%	15	100%
Unity	Guit	7	7	100%	7	100%	7	100%
WES	Nzara	20	20	100%	20	100%	20	100%
WES	Nagero	10	10	100%	10	100%	10	100%
WES	Mundri West	21	21	100%	21	100%	21	100%
WES	Maridi	26	26	100%	26	100%	25	96%
WES	Ibba	11	11	100%	11	100%	11	100%
WES	Mundri East	19	19	100%	19	100%	19	100%
WES	Yambio	42	42	100%	42	100%	42	100%
WES	Ezo	27	27	100%	27	100%	27	100%
WES	Mvolo	11	11	100%	11	100%	11	100%
WES	Tambura	28	26	93%	26	93%	26	93%
Unity	Mayom	14	12	86%	13	93%	13	93%
Unity	Mayendit	12	10	83%	12	100%	11	92%
Unity	Pariang	11	9	82%	11	100%	11	100%
Unity	Rubkona	15	12	80%	14	93%	15	100%
Unity	Leer	11	7	64%	8	73%	8	73%
Unity	Koch	7	4	57%	6	86%	6	86%

STATE	COUNTY	Number of reporting sites	No. of HFs Reported on Time in WK 17	Timeliness Percentage of WK 17	No. of HFs Reported regardless of time in WK 17	Completeness Percentage of WK 17	No. of HFs Reported regardless of time in WK 16	Completeness Percentage of WK 16
Warrap	Tonj East	14	13	93%	14	100%	14	100%
Warrap	Tonj South	14	14	100%	14	100%	14	100%
Upper Nile	Maiwut	5	5	100%	5	100%	5	100%
Warrap	Gogrial West	31	30	97%	31	100%	31	100%
Warrap	Twic	26	25	96%	25	96%	18	69%
Warrap	Tonj North	14	13	93%	14	100%	14	100%
Upper Nile	Renk	11	10	91%	11	100%	11	100%
Upper Nile	Melut	8	7	88%	8	100%	8	100%
Warrap	Gogrial East	15	13	87%	14	93%	14	93%
Upper Nile	Fashoda	18	15	83%	18	100%	18	100%
Warrap	Abyei	10	8	80%	10	100%	10	100%
Upper Nile	Manyo	10	8	80%	10	100%	10	100%
Upper Nile	Akoka	5	4	80%	4	80%	5	100%
Upper Nile	Ulang	14	11	79%	11	79%	11	79%
Upper Nile	Baiet	4	3	75%	4	100%	4	100%
Upper Nile	Maban	17	10	59%	11	65%	13	76%
Upper Nile	Makal	7	4	57%	6	86%	6	86%
Upper Nile	Luakpiny Nasir	12	5	42%	5	42%	8	67%
Upper Nile	Panyikang	4	1	25%	3	75%	3	75%
Upper Nile	Longechuk	9	0	0%	7	78%	8	89%



Supporting Partners

WES	AMREF, World Vision, CUAMM, CDTY, OPEN
NBGZ	Malaria Consortium, Healthnet TPO, IRC, CEDS, IHO
CES	HLSS, SSUHA, Healthnet TPO, IHO, GOAL, TRI-SS, THESO, IMA, SSHCO
WBGZ	Cordaid, Healthnet TPO, CARE International, IOM, ALIMA
Warrap	GOAL, CCM, WVI, Malaria Consortium, UNKEA, Save the Children, MSF
Jonglei	Nile Hope, MDM, JDF, Livewell, CMD, HFO, EDA, CRADA, Malaria Consortium, CMA, ACSO, MEDAIR, CARE, World Relief
EES	Cordaid, HLSS, CCM
Lakes	Doctors with Africa (CUAMM)
Unity	Cordaid, UNIDOR, IRC, CHADO, CARE International, CRADA, CASS, IOM, Samaritan's Purse
Upper Nile	Cordaid, WVI, RI, IMC, NIDO, UNKEA, MC, SSAID, CORDAID, IOM, HFD, TADO

This bulletin is produced by the Ministry of Health with Technical support from WHO

For more help and support, please contact:

Dr. John Rumunu

Director General Preventive Health Services
Ministry of Health
Republic of South Sudan
Telephone: +211924767490
Email: ori.moiga@gmail.com

Mr. Angelo Majak Goup

A/Director, Emergency Preparedness and Response
Ministry of Health, RSS
Tell: +211929830530
Emails: majakdegoup99@gmail.com

IDSr Bulletin Editorial Team

1. Mr. Ajak Ater, MoH - Email: ajakater014@gmail.com
2. Ms. Sheila Baya, WHO - Email: bayas@who.int
3. Mr. Robert Lasu Martin, WHO - Email: lasur@who.int
4. Mrs. Rose Dagama, WHO - Email: dagamaa@who.int
5. Dr. Abraham Adut, WHO - Email: abenegoa@who.int
6. Dr. Alice Igale Lado, WHO - Email: ladua@who.int
7. Dr. Joseph Wamala, WHO - Email: wamalaj@who.int
8. Dr. Argata Guracha Guyo, WHO - Email: guyo@who.int

Notes

WHO and the Ministry of Health gratefully acknowledge the surveillance officers [at state, county, and health facility levels], health cluster and health pooled fund (HPF) partners who have reported the data used in this bulletin. We would also like to thank ECHO and USAID for providing financial support.

The data has been collected with support from the EWARS project. This is an initiative to strengthen early warning, alert and response in emergencies. It includes an online, desktop and mobile application that can be rapidly configured and deployed in the field. It is designed with frontline users in mind, and built to work in difficult and remote operating environments. This bulletin has been automatically published from the EWARS application.

More information can be found at <http://ewars-project.org>

