



NAMIBIA COVID-19 SITUATION REPORT NO. 470

Outbreak Name	COVID-19 outbreak	Country affected	Namibia
Date & Time	01.07.2021 20h00	Investigation start Date	13 March 2020
Prepared by	Surveillance Team		

HIGHLIGHTS/SITUATION UPDATE (01/07/2021)

New regulations enforce (01 July 2021-15 July 2021):

- Restriction of movement extended to all regions.
- Public gatherings to be maintained at ten (10) persons per event.
- Curfew to remain in force countrywide (21h00 to 04h00).

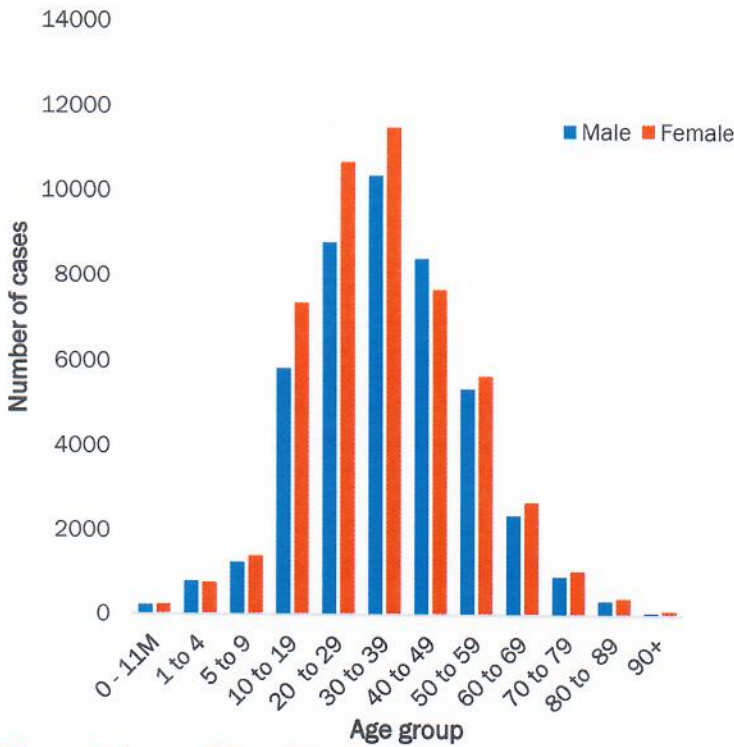
CUMULATIVE		TOTAL TODAY	
Tested 535 495		Tested 3 214	
Confirmed 94 047		Confirmed 1 178	
Active 22 738		Active 22 738	
Recovered 69 672		Recovered 962	
Vaccinated		Vaccinated	
1 <sup>st</sup> dose 123 439	2 <sup>nd</sup> dose 25 793	1 <sup>st</sup> dose 1 058	2 <sup>nd</sup> dose 371
Deaths 1 626		Deaths 40	

- A total of **94 047** cases have been recorded to-date, representing **4%** of the total population (**2 550 226**).
- More female cases **49 348 (52%)** have been recorded compared to male cases **44 699 (48%)**.
- Of the total confirmed cases, **3 400 (4%)** are Health Workers.
  - 2 778 (82%) State; 616 (18%) Private, 6 (0.2%) Non-Governmental Organizations.
  - 2 928 (86%) recoveries and 11 (0.3%) deaths.
- The recovery rate now stands at **74%**.
- All fourteen (14) regions have reported confirmed cases; **Khomas and Erongo** regions reported the highest with **36 622 (39%)** and **14 024 (15%)** respectively.
- Of the total fatalities, **1 435 (88%)** are COVID-19 deaths while **191 (12%)** are COVID-19 related deaths. The case fatality rate now stands at **2%**.

Table 1: Distribution of confirmed COVID-19 cases by region, 01 July 2021

Region	Total No. of cases	Active cases	Recoveries	Cumulative Deaths	Cumulative deaths with co-morbidities	Non-COVID deaths	Health Workers
Erongo	14 024	2 660	11 103	256	218	5	346
Hardap	6 433	714	5 565	154	103	0	120
Karas	5 592	650	4 850	92	85	0	208
Kavango East	3 592	602	2 946	44	30	0	186
Kavango West	304	16	284	4	4	0	22
Khomas	36 622	14 161	2 919	541	451	1	1 400
Kunene	2 207	138	2 043	26	26	0	73
Ohangwena	2 010	300	1 663	45	33	2	92
Omaheke	3 005	63	2 847	95	76	0	67
Omusati	2 502	1 015	1 455	32	25	0	82
Oshana	5 634	252	5 299	82	56	1	353
Oshikoto	4 168	592	3 508	66	53	2	200
Otjozondjupa	6 547	1 255	5 134	158	114	0	193
Zambezi	1 407	320	1 056	31	25	0	58
<b>Total</b>	<b>94 047</b>	<b>22 738</b>	<b>69 672</b>	<b>1 626</b>	<b>1 299</b>	<b>11</b>	<b>3 400</b>

# EPIDEMIOLOGICAL SITUATION IN NAMIBIA

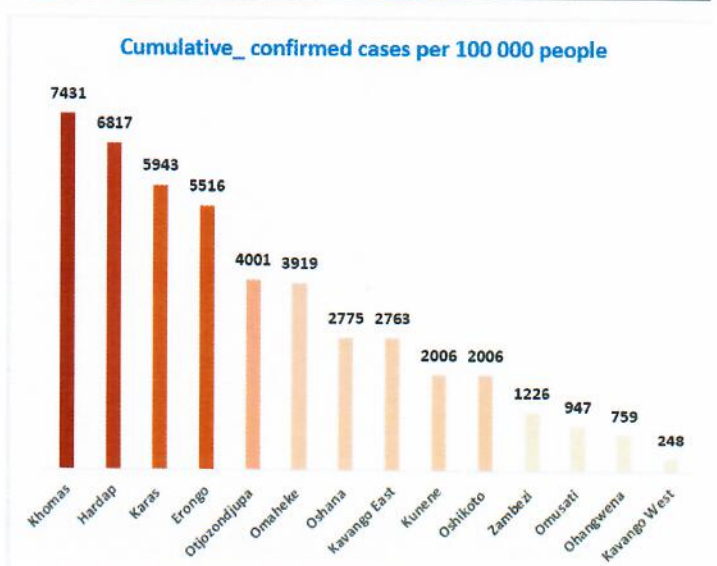
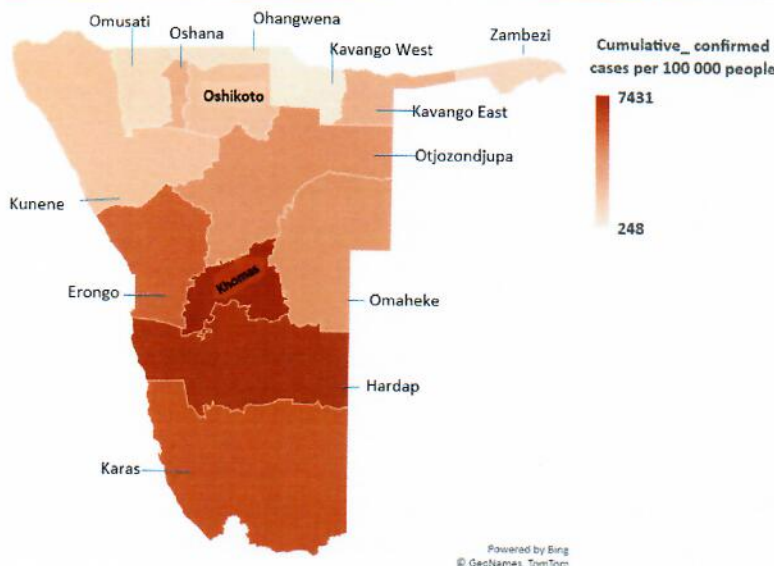


- Of the total confirmed cases, **57 395 (61%)** are in the 20-49 years age-brackets which constitutes the majority of the recorded cases.
- A total of **15 823 (17%)** of the confirmed cases are among the 5-19 years category.
- The under 5 years age group make up **1 978 (2%)** of the total cases whereas, **7 866 (8%)** are above 60 years of age.

**Figure 1: Age and Sex distribution of COVID-19 confirmed cases 01 July 2021**

**Table 2: The current distribution for hospitalization of confirmed cases by region, 01 July 2021**

Region	Hospitalized confirmed cases	Intensive Care Unit
Erongo	81	15
Hardap	16	0
Kharas	28	0
Kavango East	3	0
Kavango West	0	0
Khomas	253	63
Kunene	11	0
Ohangwena	10	0
Omaheke	12	4
Omusati	9	0
Oshana	61	19
Oshikoto	12	3
Otjozondjupa	38	0
Zambezi	12	0
<b>Total</b>	<b>546</b>	<b>104</b>



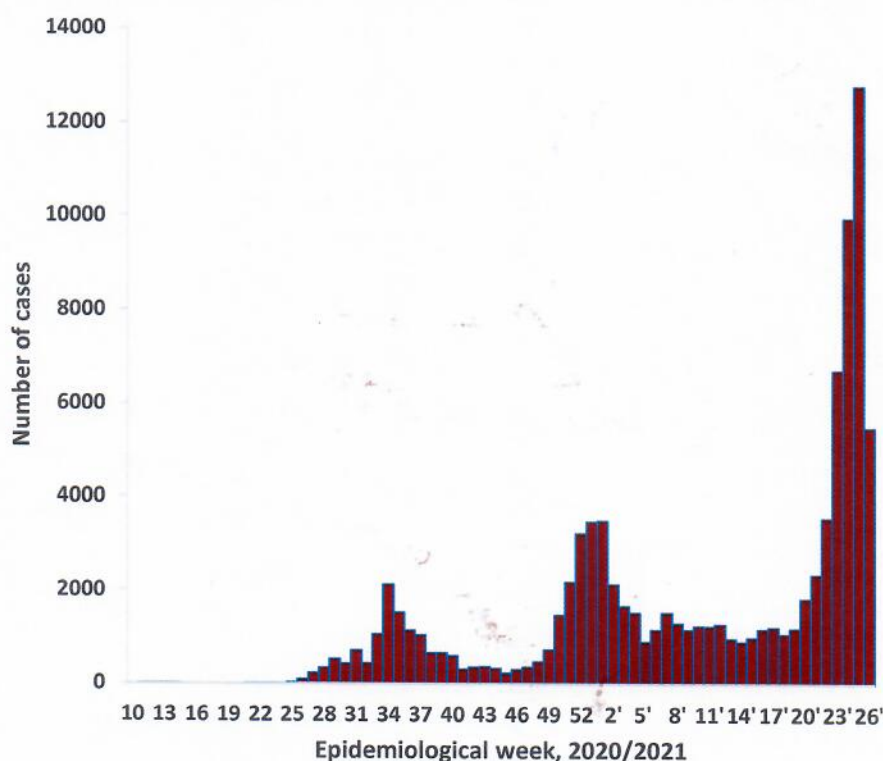
**Figure 2: Distribution of cumulative confirmed cases per 100 000 by region, 01 July 2021**

**Table 3: Summary of COVID-19 vaccine doses administered, as of 01 July 2021**

Region	Cumulative no. of persons vaccinated with doses of Sinopharm and AstraZeneca		Cumulative no. of Healthcare Workers vaccinated with doses of Sinopharm and AstraZeneca	
	1 <sup>st</sup> Dose	2 <sup>nd</sup> Dose	1 <sup>st</sup> Dose	2 <sup>nd</sup> Dose
Erongo	12 702	2 378	630	290
Hardap	5 485	1 164	328	114
Kharas	5 015	1 174	509	136
Kavango East	6 732	1 989	687	214
Kavango West	3 063	732	246	55
Khomas	40 481	6 912	2 427	832
Kunene	5 729	1 404	461	277
Ohangwena	6 408	1 380	502	175
Omaheke	5 227	985	283	118
Omusati	7 333	1 104	669	148
Oshana	7 063	2 275	948	473
Oshikoto	5 025	778	472	174
Otjondjupa	10 932	2 811	575	210
Zambezi	2 244	707	328	174
<b>Total</b>	<b>123 439</b>	<b>25 793</b>	<b>9 065</b>	<b>3 390</b>

➤ The highest peak of **12 787 (14%)** cases was recorded during week 25' of 2021 (Figure 3).

➤ The National Call Center continues operations for 24 hours daily.  
 ➤ Today (01/07/2021), **680** calls were answered including **9** alerts.



**Figure 3: Epi-curve for confirmed COVID-19 cases, 01 July 2021**

**Table 4: Number of people in mandatory quarantine facilities, 01 July 2021**

Region	Newly quarantined 24 hours	Cumulative number	Number discharged	Number in quarantine now
Erongo	0	6 174	5 698	476
Hardap	0	2 560	2 488	72
Kavango (East and West)	3	1 545	1 532	13
Khomas	0	3 626	3 590	36
Kharas	0	7 739	7 333	406
Kunene	0	5 815	5 555	260
Ohangwena	0	695	695	0
Omaheke	266	10 647	10 017	630
Omusati	59	1 892	1 270	622
Oshana	0	400	400	0
Oshikoto	136	16 883	15 379	1 504
Otjondjupa	0	1 540	1 540	0
Zambezi	0	1 991	1 819	172
<b>Total</b>	<b>464</b>	<b>61 507</b>	<b>57 316</b>	<b>4 191</b>

➤ Since March 2020, **61 507** people have been placed into mandatory quarantine facilities around the country.  
 ➤ A total of **4 191** people are currently in quarantine, with **464** new admissions.

**Table 5: COVID-19 specimen recorded at the Laboratories  
01 July 2021**

VARIABLES	TOTAL
Total samples received by the Laboratory	535 612
Total samples tested	522 503
Total samples re-tested	12 992
Total positive results	94 047
Total negative results	428 403
Total samples discarded	117
Invalid results	0
Total pending results	46
Indeterminant/Inconclusive	7
Suspected cases in 24 hours (excluding re-tests)	3 181

- The laboratory testing capacity has been enhanced; with a total of thirteen (13) laboratories carrying out the testing of samples: NIP (including Oshakati), Path-Care, UNAM Molecular, Central Veterinary Laboratory, Namib Poultry, NAMDEB Molecular, NamPath, Namibia Central Pathology, DiagnoLab, High Care, Alpha Medical Laboratory, Des-Jo Medical Test Centre and ProQuest Diagnostic Laboratory.
- To date, **535 495** tests (including **12 992** re-tests) have been conducted by authorized laboratories.
- Since the beginning of the outbreak, **113 961** contacts of confirmed cases have been identified, **562** new contacts were identified within the last 24 hours from 13 regions.
- Cumulatively, **105 782** contacts have completed their monitoring period, while **134** contacts are lost to follow-up and a total of **17 330 (18%)** contacts of confirmed cases have tested positive.
- Today, **3 938 (52%)** out of **7 504** active contacts were monitored.

#### PUBLIC HEALTH ACTION (S)

- His Excellency the President has announced an amendment of COVID-19 response measures to be effective from today until 15 July 2021.
- The COVID-19 Antigen-based Diagnostic Test training is ongoing countrywide.
- The COVID-19 vaccination programme is ongoing throughout the country
- The government and development partners continue to prioritize the continuation of essential health services.


#### CHALLENGES

- Non-adherence to COVID-19 Infection Prevention and Control (IPC) measures by the general public.
- High infection rate countrywide.

#### RECOMMENDATIONS

- Continue to give awareness on the importance of adhering to COVID-19 IPC measures; with the involvement of the Security Cluster.
- Continue to encourage the public to take the vaccine to increase herd immunity.

APPROVED

  
 INCIDENT MANAGER  
 01 JULY 2021

  
 SECRETARIAT

For enquiries, please contact  
**Namibia Public Health Emergency Operations Centre;**

 [PHEOC@mhss.gov.na](mailto:PHEOC@mhss.gov.na)

 0800 100 100

 0851 100 100