



## NAMIBIA COVID-19 SITUATION REPORT NO. 471

Outbreak Name	COVID-19 outbreak	Country affected	Namibia
Date & Time	02.07.2021 20h00	Investigation start Date	13 March 2020
Prepared by	Surveillance Team		

### HIGHLIGHTS/SITUATION UPDATE (02/07/2021)

#### CUMULATIVE

Tested 539 104

Confirmed 95 703

Active 23 660

Recoveries 70 383

Vaccinated  
1<sup>st</sup> dose 124 154      2<sup>nd</sup> dose 26 168

Deaths 1 649

#### TOTAL TODAY

Tested 3 609

Confirmed 1 656

Active 23 660

Recoveries 711

Vaccinated  
1<sup>st</sup> dose 715      2<sup>nd</sup> dose 375

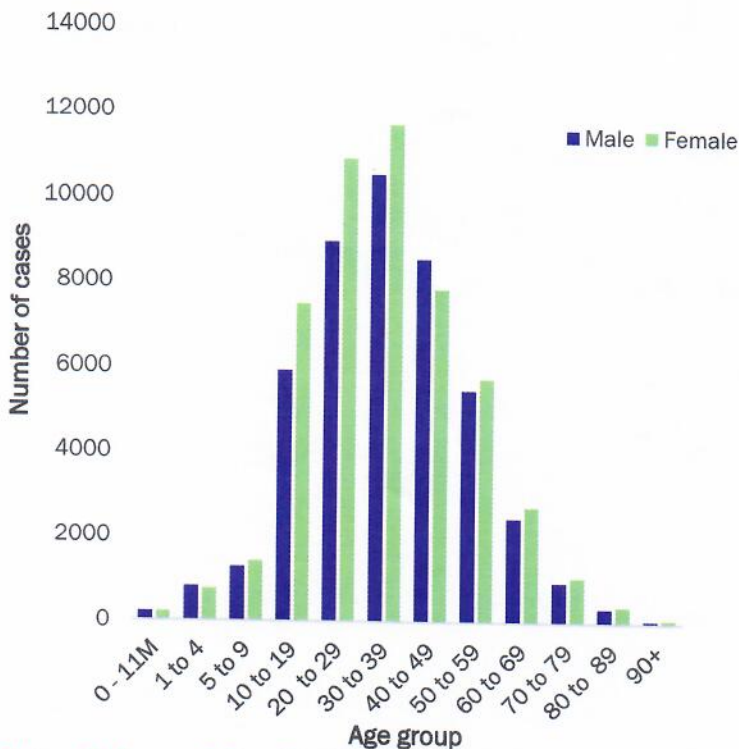
Deaths 23

- A total of **95 703** cases have been recorded to-date, representing **4%** of the total population (**2 550 226**).
- More female cases **50 245 (52%)** have been recorded compared to male cases **45 458 (48%)**.
- Of the total confirmed cases, **3 403 (4%)** are Health Workers.
  - 2 781 (82%) State; 616 (18%) Private, 6 (0.2%) Non-Governmental Organizations.
  - 2 928 (86%) recoveries and 11 (0.3%) deaths.
- The recovery rate now stands at **74%**.
- All fourteen (14) regions have reported confirmed cases; **Khomas and Erongo** regions reported the highest with **37 190 (39%)** and **14 079 (15%)** respectively.
- Of the total fatalities, **1 457 (88%)** are COVID-19 deaths while **192 (12%)** are COVID-19 related deaths. The case fatality rate now stands at **2%**.

**Table 1: Distribution of confirmed COVID-19 cases by region, 02 July 2021**

Region	Total No. of cases	Active cases	Recoveries	Cumulative Deaths	Cumulative deaths with co-morbidities	Non-COVID deaths	Health Workers
Erongo	14 079	2 708	1 1103	263	225	5	346
Hardap	6 494	703	5 637	154	103	0	120
Karas	5 899	868	4 936	95	88	0	208
Kavango East	3 743	753	2 946	44	30	0	186
Kavango West	304	16	284	4	4	0	22
Khomas	37 190	14 406	22 240	543	453	1	1 403
Kunene	2 317	210	2 081	26	26	0	73
Ohangwena	2 031	321	1 663	45	33	2	92
Omaheke	3 107	165	2 847	95	76	0	67
Omusati	2 563	1 071	1 455	37	30	0	82
Oshana	5 765	303	5 379	82	56	1	353
Oshikoto	4 202	626	3 508	66	53	2	200
Otjozondjupa	6 591	1 179	5 248	164	120	0	193
Zambezi	1 418	331	1 056	31	25	0	58
Total	95 703	23 660	70 383	1 649	1 322	11	3 403

# EPIDEMIOLOGICAL SITUATION IN NAMIBIA

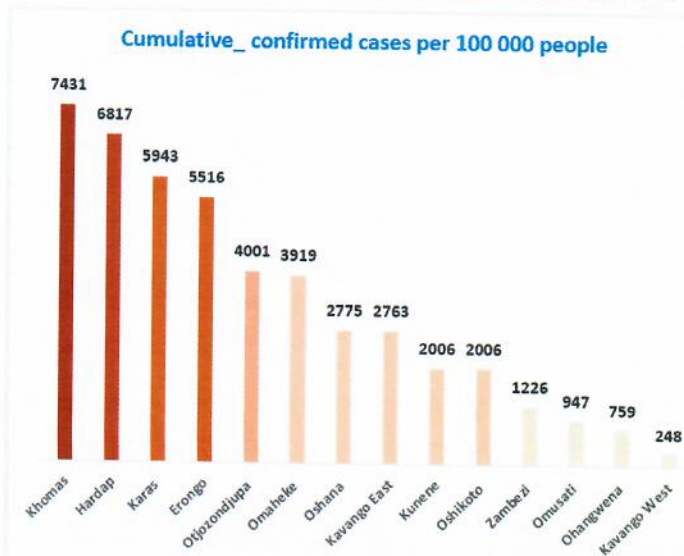
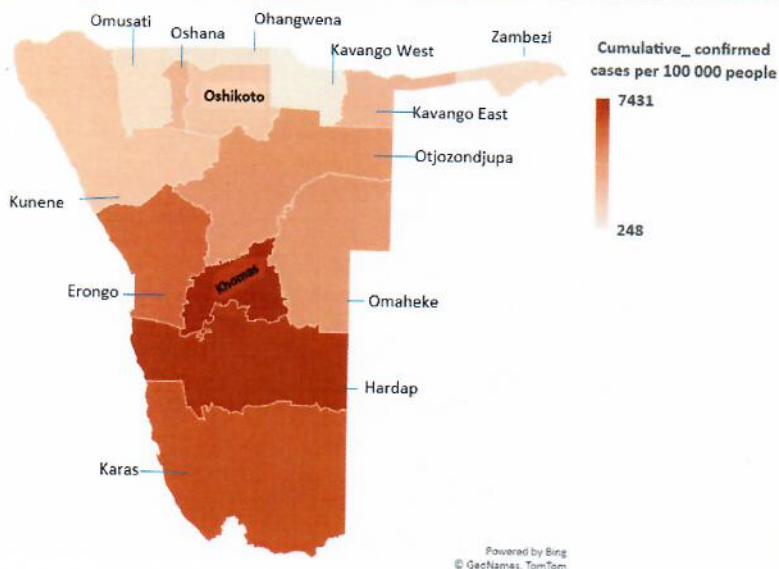


- Of the total confirmed cases, **58 390 (61%)** are in the 20-49 years age-brackets which constitutes the majority of the recorded cases.
- A total of **16 069 (17%)** of the confirmed cases are among the 5-19 years category.
- The under 5 years age group make up **2 011 (2%)** of the total cases whereas, **8 049 (8%)** are above 60 years of age.

**Figure 1: Age and Sex distribution of COVID-19 confirmed cases 02 July 2021**

**Table 2: The current distribution for hospitalization of confirmed cases by region, 02 July 2021**

Region	Hospitalized confirmed cases	Intensive Care Unit
Erongo	81	15
Hardap	15	0
Kharas	36	0
Kavango East	2	0
Kavango West	0	0
Khomas	253	63
Kunene	12	0
Ohangwena	10	0
Omaheke	12	4
Omusati	9	0
Oshana	59	21
Oshikoto	12	3
Otjozondjupa	49	0
Zambezi	12	0
<b>Total</b>	<b>562</b>	<b>106</b>



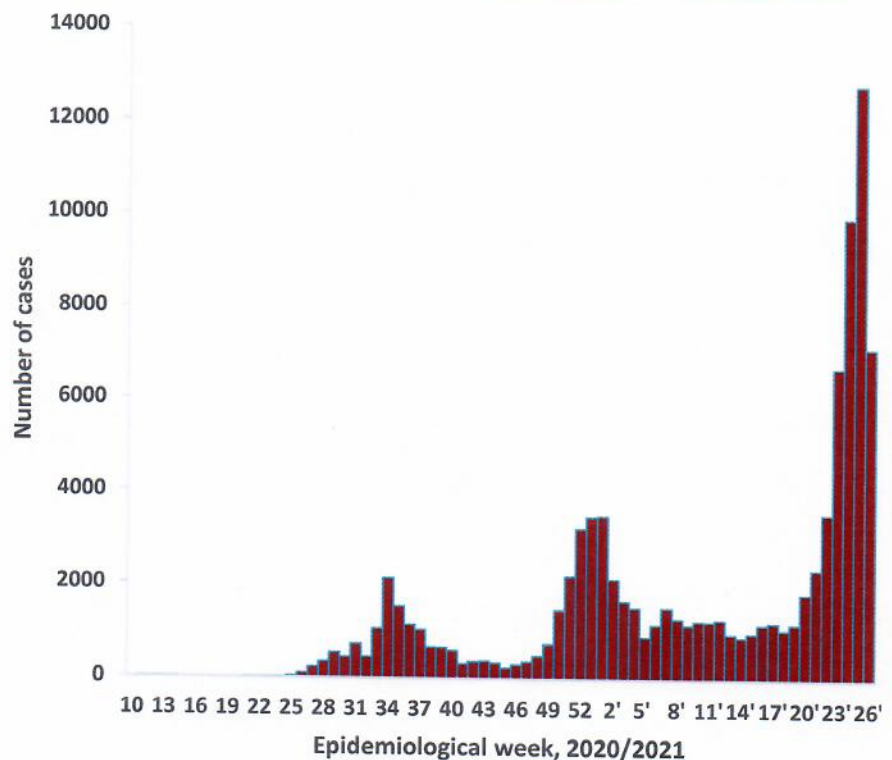
**Figure 2: Distribution of cumulative confirmed cases per 100 000 by region, 02 July 2021**

**Table 3: Summary of COVID-19 vaccine doses administered, as of 02 July 2021**

Region	Cumulative no. of persons vaccinated with doses of Sinopharm and AstraZeneca		Cumulative no. of Healthcare Workers vaccinated with doses of Sinopharm and AstraZeneca	
Erongo	12903	2484	633	298
Hardap	5560	1194	328	116
Kharas	5015	1174	509	136
Kavango East	6732	1989	687	214
Kavango West	3063	732	246	55
Khomas	40566	6924	2429	834
Kunene	5729	1404	461	277
Ohangwena	6408	1380	502	175
Omaheke	5227	985	283	118
Omusati	7333	1104	669	148
Oshana	7158	2309	955	474
Oshikoto	5148	827	476	177
Otjozondjupa	11039	2937	576	217
Zambezi	2273	725	331	175
<b>Total</b>	<b>124 154</b>	<b>26 168</b>	<b>9 085</b>	<b>3 414</b>

➤ The highest peak of **12 787 (13%)** cases was recorded during week 25' of 2021 (Figure 3).

➤ The National Call Center continues operations for 24 hours daily.  
 ➤ Today (02/07/2021), **570** calls were answered including **9** alerts.



**Figure 3: Epi-curve for confirmed COVID-19 cases, 02 July 2021**

**Table 4: Number of people in mandatory quarantine facilities, 02 July 2021**

Region	Newly quarantined 24 hours	Cumulative number	Number discharged	Number in quarantine now
Erongo	0	6 174	5 698	476
Hardap	17	2 577	2 513	64
Kavango (East and West)	0	1 545	1 532	13
Khomas	0	3 626	3 590	36
Kharas	110	7 849	7 370	479
Kunene	0	5 815	5 555	260
Ohangwena	0	695	695	0
Omaheke	0	10 647	10 017	630
Omusati	0	1 892	1 270	622
Oshana	0	400	400	0
Oshikoto	174	17 057	15 440	1617
Otjozondjupa	0	1 540	1 540	0
Zambezi	0	1 991	1 819	172
<b>Total</b>	<b>301</b>	<b>61 808</b>	<b>57 439</b>	<b>4 369</b>

➤ Since March 2020, **61 808** people have been placed into mandatory quarantine facilities around the country.  
 ➤ A total of **4 369** people are currently in quarantine, with **301** new admissions.

**Table 5: COVID-19 specimen recorded at the Laboratories  
02 July 2021**

VARIABLES	TOTAL
Total samples received by the Laboratory	539 221
Total samples tested	526 079
Total samples re-tested	13 025
Total positive results	95 703
Total negative results	430 323
Total samples discarded	117
Invalid results	0
Total pending results	46
Indeterminant/Inconclusive	7
Suspected cases in 24 hours (excluding re-tests)	3 576

- The laboratory testing capacity has been enhanced; with a total of thirteen (13) laboratories carrying out the testing of samples: NIP (including Oshakati), Path-Care, UNAM Molecular, Central Veterinary Laboratory, Namib Poultry, NAMDEB Molecular, NamPath, Namibia Central Pathology, DiagnoLab, High Care, Alpha Medical Laboratory, Des-Jo Medical Test Centre and ProQuest Diagnostic Laboratory.
- To date, **539 104** tests (including **13 025** re-tests) have been conducted by authorized laboratories.
- Since the beginning of the outbreak, **114 612** contacts of confirmed cases have been identified, **651** new contacts were identified within the last 24 hours from 7 regions.
- Cumulatively, **106 410** contacts have completed their monitoring period, while **134** contacts are lost to follow-up and a total of **17 577 (18%)** contacts of confirmed cases have tested positive.
- Today, **3 961 (53%)** out of **7 527** active contacts were monitored.

#### PUBLIC HEALTH ACTION (S)

- The COVID-19 vaccination programme is ongoing throughout the country
- The government and development partners continue to prioritize the continuation of essential health services.


#### CHALLENGES


- Non-adherence to COVID-19 Infection Prevention and Control (IPC) measures by the general public.
- High infection rate countrywide.

#### RECOMMENDATIONS


- Continue to give awareness on the importance of adhering to COVID-19 IPC measures; with the involvement of the Security Cluster.
- Continue to encourage the public to take the vaccine to increase herd immunity.


APPROVED


  
 INCIDENT MANAGER  
 02 JULY 2021

  
 SECRETARIAT

For enquiries, please contact  
**Namibia Public Health Emergency Operations Centre;**

 [PHEOC@mhss.gov.na](mailto:PHEOC@mhss.gov.na)

 0800 100 100

 0851 100 100