



NAMIBIA COVID-19 SITUATION REPORT NO. 474

Outbreak Name	COVID-19 outbreak	Country affected	Namibia
Date & Time	05.07.2021 20h00	Investigation start Date	13 March 2020
Prepared by	Surveillance Team		

HIGHLIGHTS/SITUATION UPDATE (05/07/2021)

CUMULATIVE	TOTAL TODAY
Tested 549 428	Tested 3 546
Confirmed 99 808	Confirmed 1 286
Active 22 783	Active 22 783
Recoveries 75 272	Recoveries 3 754
Vaccinated 1 st dose 125 970 2 nd dose 26 937	Vaccinated 1 st dose 1 384 2 nd dose 612
Deaths 1 742	Deaths 52

- A total of **99 808** cases have been recorded to-date, representing **4%** of the total population (**2 550 226**).
- More female cases **52 473 (53%)** have been recorded compared to male cases **47 335 (47%)**.
- Of the total confirmed cases, **3 505 (4%)** are Health Workers.
 - 2 877 (82%) State; 622 (18%) Private, 6 (0.2%) Non-Governmental Organizations.
 - 3 236 (92%) recoveries and 12 (0.3%) deaths.
- The recovery rate now stands at **75%**.
- All fourteen (14) regions have reported confirmed cases; **Khomas and Erongo** regions reported the highest with **37 895 (38%)** and **14 788 (15%)** respectively.
- Of the total fatalities, **1 546 (88%)** are COVID-19 deaths while **196 (12%)** are COVID-19 related deaths. The case fatality rate now stands at **2%**.

Table 1: Distribution of confirmed COVID-19 cases by region, 05 July 2021

Region	Total No. of cases	Active cases	Recoveries	Cumulative Deaths	Cumulative deaths with co-morbidities	Non-COVID deaths	Health Workers
Erongo	14 788	1 673	12 833	277	238	5	357
Hardap	6 642	609	5 876	157	106	0	121
Karas	6 107	698	5 314	95	88	0	208
Kavango East	4 008	1 012	2 946	50	35	0	195
Kavango West	316	11	301	4	4	0	24
Khomas	37 895	14 065	23 235	594	492	1	1 408
Kunene	2 456	164	2 264	28	28	0	75
Ohangwena	2 324	317	1 960	45	33	2	96
Omaheke	3 228	32	3 101	95	76	0	67
Omusati	2 777	1 284	1 455	38	31	0	96
Oshana	6 227	305	5 839	82	56	1	392
Oshikoto	4 449	872	3 508	67	54	2	206
Otjozondjupa	6 985	1 308	5 508	169	125	0	201
Zambezi	1 606	433	1 132	41	29	0	59
Total	99 808	22 783	75 272	1 742	1 395	11	3 505

EPIDEMIOLOGICAL SITUATION IN NAMIBIA

Table 2: The current distribution for hospitalization of confirmed cases by region, 05 July 2021

Region	Hospitalized confirmed cases	Intensive Care Unit
Erongo	72	16
Hardap	19	0
ǀKharas	22	1
Kavango East	2	0
Kavango West	0	0
Khomas	252	59
Kunene	13	0
Ohangwena	13	0
Omaheke	17	4
Omusati	8	0
Oshana	49	12
Oshikoto	30	10
Otjozondjupa	48	4
Zambezi	14	0
Total	559	106

➤ The highest peak of **12 787 (13%)** cases was recorded during week 25' of 2021 (Figure 1).

➤ The National Call Center continues operations for 24 hours daily.
 ➤ Today (05/07/2021), **590** calls were answered including **9** alerts.

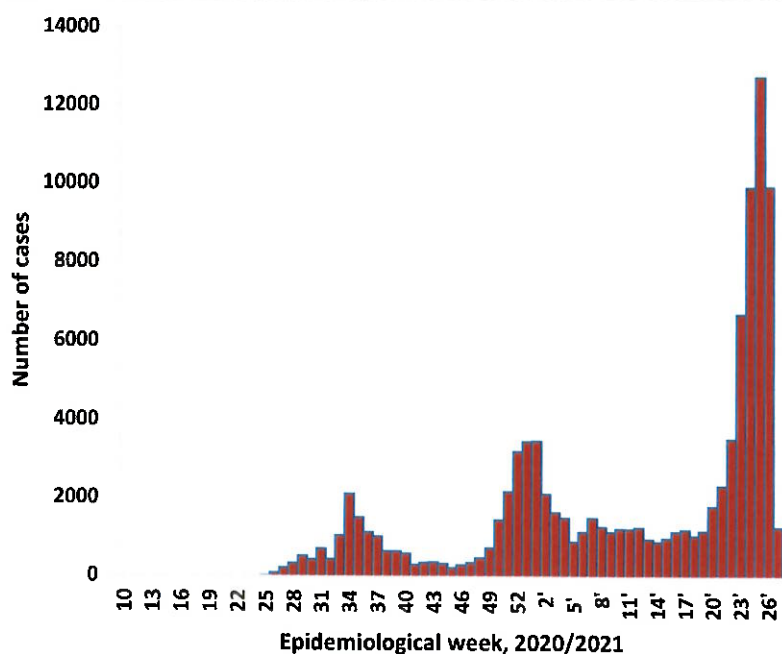


Figure 1: Epi-curve for confirmed COVID-19 cases, 05 July 2021

Table 3: Summary of COVID-19 vaccine doses administered, as of 05 July 2021

Region	Cumulative no. of persons vaccinated with doses of Sinopharm and AstraZeneca		Cumulative no. of Healthcare Workers vaccinated with doses of Sinopharm and AstraZeneca	
	1 st doses	2 nd doses	1 st doses	2 nd doses
Erongo	13 066	2 552	636	301
Hardap	5 638	1 243	330	118
ǀKharas	5 148	1 226	514	138
Kavango East	6 860	2 083	705	236
Kavango West	3 138	735	248	55
Khomas	40 644	6 999	2 433	848
Kunene	5 821	1 413	465	279
Ohangwena	6 635	1 417	509	184
Omaheke	5 227	985	283	118
Omusati	7 687	1 227	673	159
Oshana	7 333	2 344	963	479
Oshikoto	5 244	854	481	177
Otjozondjupa	11 201	3 114	579	225
Zambezi	2 328	745	344	179
Total	125 970	26 937	9 163	3496

**Table 4: COVID-19 specimen recorded at the Laboratories
05 July 2021**

VARIABLES	TOTAL
Total samples received by the Laboratory	549 545
Total samples tested	536 278
Total samples re-tested	13 150
Total positive results	99 808
Total negative results	436 417
Total samples discarded	117
Invalid results	0
Total pending results	46
Indeterminant/Inconclusive	7
Suspected cases in 24 hours (excluding re-tests)	3 504

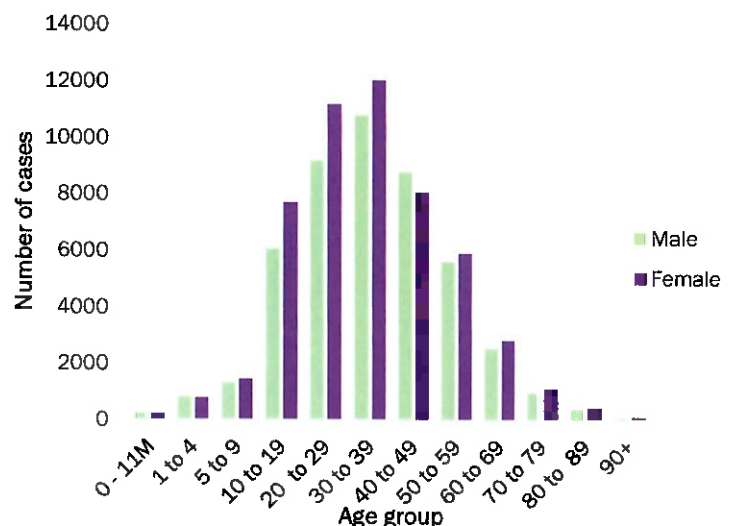
- The laboratory testing capacity has been enhanced; with a total of thirteen (13) laboratories carrying out the testing of samples: NIP (including Oshakati), Path-Care, UNAM Molecular, Central Veterinary Laboratory, Namib Poultry, NAMDEB Molecular, NamPath, Namibia Central Pathology, DiagnoLab, High Care, Alpha Medical Laboratory, Des-Jo Medical Test Centre and ProQuest Diagnostic Laboratory.
- To date, **549 428** tests (including **13 150** re-tests) have been conducted by authorized laboratories.
- Since the beginning of the outbreak, **116 378** contacts of confirmed cases have been identified, **808** new contacts were identified within the last 24 hours from 13 regions.
- Cumulatively, **108 041** contacts have completed their monitoring period, while **134** contacts are lost to follow-up and a total of **18 291 (18%)** contacts of confirmed cases have tested positive.
- Today, **2 218 (29%)** out of **7 630** active contacts were monitored.

Table 5: Number of people in mandatory quarantine facilities, 05 July 2021

Region	Newly quarantined 24 hours	Cumulative number	Number discharged	Number in quarantine now
Erongo	131	6 305	5 698	607
Hardap	23	2 611	2 554	57
Kavango (East and West)	2	1 551	1 534	17
Khomas	0	3 626	3 620	6
Kharas	16	7 917	7 384	533
Kunene	31	6 032	5 812	220
Ohangwena	0	695	695	0
Omaheke	236	10 883	10 511	372
Omusati	0	1 892	1 439	453
Oshana	0	400	400	0
Oshikoto	204	17 261	15 594	1667
Otjozondjupa	0	1 540	1 540	0
Zambezi	0	1 991	1 819	172
Total	643	62 704	58 600	4 104

- Since March 2020, **62 704** people have been placed into mandatory quarantine facilities around the country.
- A total of **4 104** people are currently in quarantine, with **643** new admissions.

- Of the total confirmed cases, **60 780 (61%)** are in the 20-49 years age-brackets which constitutes the majority of the recorded cases.
- A total of **16 741 (17%)** of the confirmed cases are among the 5-19 years category.
- The under 5 years age group make up **2 083 (2%)** of the total cases whereas, **8 545 (9%)** are above 60 years of age.



**Figure 2: Age and Sex distribution of COVID-19 confirmed cases
05 July 2021**

PUBLIC HEALTH ACTION (S)

- The COVID-19 vaccination programme is ongoing throughout the country
- The government and development partners continue to prioritize the continuation of essential health services.


CHALLENGES

- Non-adherence to COVID-19 Infection Prevention and Control (IPC) measures by the general public.
- High infection rate countrywide.


RECOMMENDATIONS

- Continue to give awareness on the importance of adhering to COVID-19 IPC measures; with the involvement of the Security Cluster.
- Continue to encourage the public to take the vaccine to increase herd immunity.

APPROVED




INCIDENT MANAGER
05 JULY 2021




SECRETARIAT

For enquiries, please contact
Namibia Public Health Emergency Operations Centre;

 PHEOC@mhss.gov.na

 0800 100 100

 0851 100 100