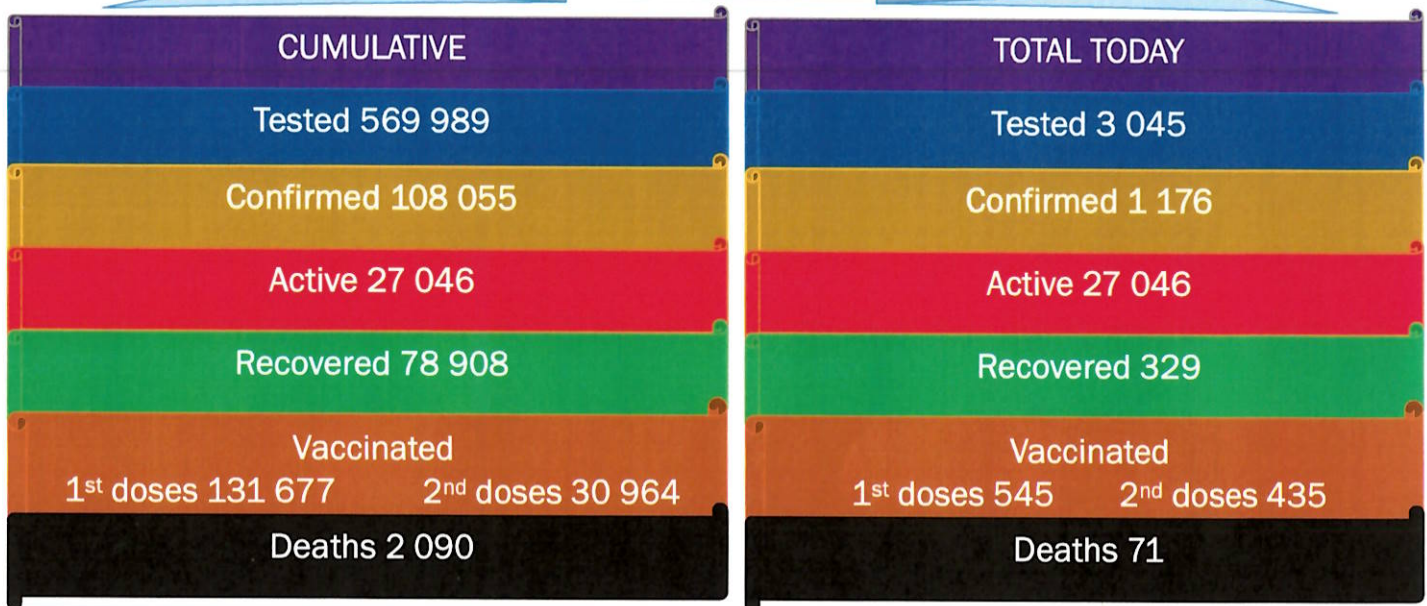




NAMIBIA COVID-19 SITUATION REPORT NO. 480

|               |                     |                          |               |
|---------------|---------------------|--------------------------|---------------|
| Outbreak Name | COVID-19 outbreak   | Country affected         | Namibia       |
| Date & Time   | 11.07.2021<br>20h00 | Investigation start Date | 13 March 2020 |
| Prepared by   | Surveillance Team   |                          |               |

HIGHLIGHTS/SITUATION UPDATE (11/07/2021)



- A total of **108 055** cases have been recorded to-date, representing **4%** of the total population (**2 550 226**).
- More female cases **57 001 (53%)** have been recorded compared to male cases **51 054 (47%)**.
- Of the total confirmed cases, **3 702 (3%)** are Health Workers.
  - 3 056 (83%) State; 639 (17%) Private, 7 (0.2%) Non-Governmental Organizations.
  - 3 236 (87%) recoveries and 12 (0.3%) deaths.
- The recovery rate now stands at **73%**.
- All fourteen (14) regions have reported confirmed cases; **Khomas and Erongo** regions reported the highest with **39 108 (36%)** and **16 141 (15%)** respectively.
- Of the total fatalities, **1 887 (90%)** are COVID-19 deaths while **203 (10%)** are COVID-19 related deaths. The case fatality rate now stands at **2%**.

**Table 1: Distribution of confirmed COVID-19 cases by region, 11 July 2021**

| Region       | Total No. of cases | Active cases  | Recoveries    | Cumulative Deaths | Cumulative deaths with co-morbidities | Non-COVID deaths | Health Workers |
|--------------|--------------------|---------------|---------------|-------------------|---------------------------------------|------------------|----------------|
| Erongo       | 16 141             | 2 256         | 13 572        | 308               | 258                                   | 5                | 369            |
| Hardap       | 6 954              | 541           | 6 237         | 176               | 120                                   | 0                | 122            |
| Karas        | 6 451              | 526           | 5 803         | 122               | 110                                   | 0                | 213            |
| Kavango East | 4 696              | 1 666         | 2 946         | 84                | 64                                    | 0                | 225            |
| Kavango West | 412                | 106           | 301           | 5                 | 5                                     | 0                | 30             |
| Khomas       | 39 108             | 14 485        | 23 911        | 711               | 564                                   | 1                | 1 431          |
| Kunene       | 2 706              | 283           | 2 393         | 30                | 30                                    | 0                | 78             |
| Oshana       | 2 680              | 666           | 1 960         | 52                | 39                                    | 2                | 101            |
| Omaheke      | 3 374              | 45            | 3 203         | 126               | 103                                   | 0                | 67             |
| Omusati      | 3 654              | 2 023         | 1 573         | 58                | 45                                    | 0                | 119            |
| Oshana       | 6 969              | 805           | 6 077         | 86                | 59                                    | 1                | 434            |
| Oshikoto     | 5 128              | 1 532         | 3 508         | 86                | 73                                    | 2                | 236            |
| Otjozondjupa | 7 794              | 1 523         | 6 077         | 194               | 137                                   | 0                | 207            |
| Zambezi      | 1 988              | 589           | 1 347         | 52                | 34                                    | 0                | 70             |
| <b>Total</b> | <b>108 055</b>     | <b>27 046</b> | <b>78 908</b> | <b>2 090</b>      | <b>1 641</b>                          | <b>11</b>        | <b>3 702</b>   |

## EPIDEMIOLOGICAL SITUATION IN NAMIBIA

**Table 2: The current distribution for hospitalization of confirmed cases by region, 11 July 2021**

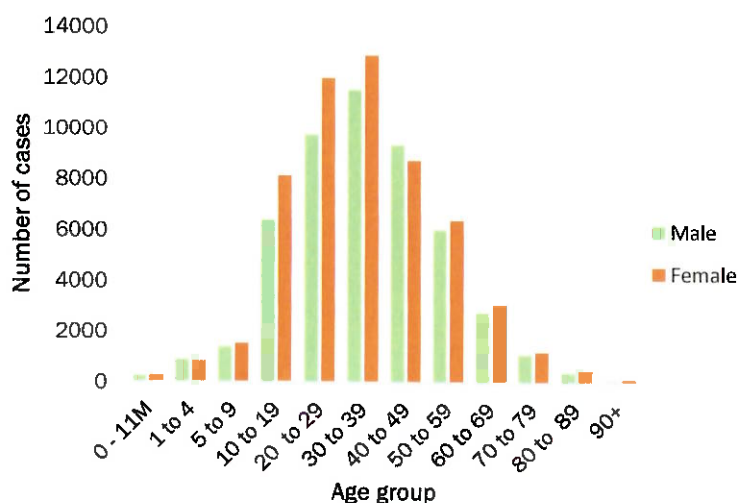
| Region       | Hospitalized confirmed cases | Intensive Care Unit |
|--------------|------------------------------|---------------------|
| Erongo       | 70                           | 16                  |
| Hardap       | 19                           | 0                   |
| ǀKaras       | 28                           | 8                   |
| Kavango East | 13                           | 0                   |
| Kavango West | 0                            | 0                   |
| Khomas       | 225                          | 60                  |
| Kunene       | 9                            | 0                   |
| Ohangwena    | 15                           | 0                   |
| Omaheke      | 26                           | 4                   |
| Omusati      | 16                           | 0                   |
| Oshana       | 54                           | 12                  |
| Oshikoto     | 26                           | 0                   |
| Otjozondjupa | 39                           | 2                   |
| Zambezi      | 12                           | 0                   |
| <b>Total</b> | <b>552</b>                   | <b>102</b>          |

**Table 3: COVID-19 specimen recorded at the Laboratories 11 July 2021**

| VARIABLES  | TOTAL   |
|--|---------|
| Total samples received by the Laboratory         | 570 106 |
| Total samples tested                             | 556 651 |
| Total samples re-tested                          | 13 338  |
| Total positive results                           | 108 055 |
| Total negative results                           | 448 543 |
| Total samples discarded                          | 117     |
| Invalid results                                  | 0       |
| Total pending results                            | 46      |
| Indeterminant/Inconclusive                       | 7       |
| Suspected cases in 24 hours (excluding re-tests) | 3 029   |

- The laboratory testing capacity has been enhanced; with a total of thirteen (13) laboratories carrying out the testing of samples: NIP (including Oshakati), Path-Care, UNAM Molecular, Central Veterinary Laboratory, Namib Poultry, NAMDEB Molecular, NamPath, Namibia Central Pathology, DiagnoLab, High Care, Alpha Medical Laboratory, Des-Jo Medical Test Centre and ProQuest Diagnostic Laboratory.
- To date, **569 989** tests (including **13 338** re-tests) have been conducted by authorized laboratories.
- Since the beginning of the outbreak, **119 976** contacts of confirmed cases have been identified, **275** new contacts were identified within the last 24 hours from 11 regions.
- Cumulatively, **112 318** contacts have completed their monitoring period, while **134** contacts are lost to follow-up and a total of **19 488 (18%)** contacts of confirmed cases have tested positive.
- Today, **2 023 (30%)** out of **6 856** active contacts

- Of the total confirmed cases, **65 791 (61%)** are in the 20-49 years age-brackets which constitutes the majority of the recorded cases.
- A total of **17 724 (16%)** of the confirmed cases are among the 5-19 years category.
- The under 5 years age group make up **2 261 (2%)** of the total cases whereas, **9 561 (9%)** are above 60 years of age.



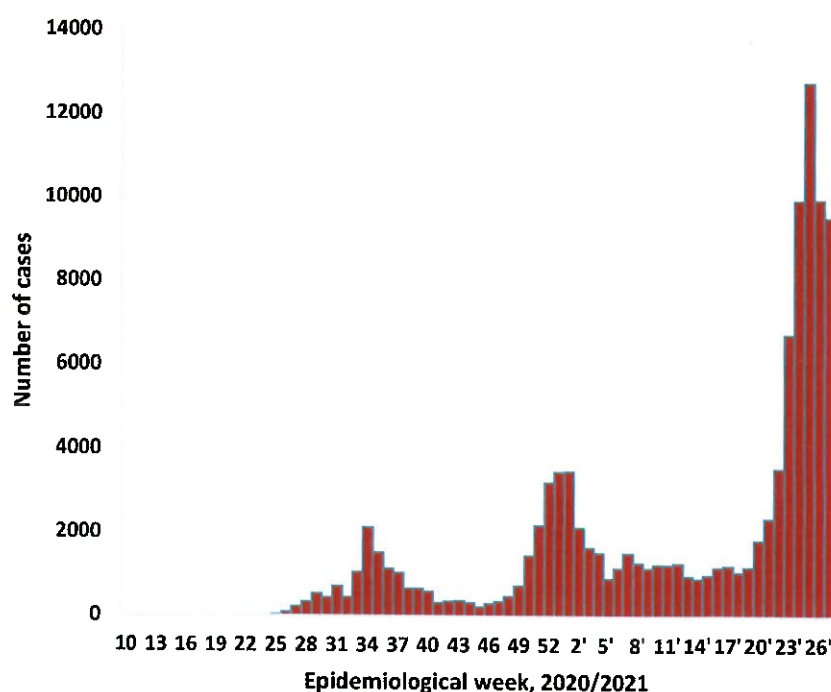
**Figure 1: Age and Sex distribution of COVID-19 confirmed cases 11 July 2021**

**Table 4: Summary of COVID-19 vaccine doses administered, as of 11 July 2021**

| Region       | Cumulative no. of <b>persons</b> vaccinated with doses of Sinopharm and AstraZeneca |                       | Cumulative no. of <b>Healthcare Workers</b> vaccinated with doses of Sinopharm and AstraZeneca |                       |
|--------------|---|-----------------------|--|-----------------------|
|              | 1 <sup>st</sup> doses   | 2 <sup>nd</sup> doses | 1 <sup>st</sup> doses  | 2 <sup>nd</sup> doses |
| Erongo       | 13 817  | 2 908                 | 668  | 325                   |
| Hardap       | 6 067   | 1 408                 | 348  | 139                   |
| Kharas       | 5 565   | 1 417                 | 516  | 145                   |
| Kavango East | 7 153   | 2 242                 | 730  | 258                   |
| Kavango West | 3 215   | 736                   | 249  | 56                    |
| Khomas       | 41 274  | 8 218                 | 2 470  | 920                   |
| Kunene       | 5 976   | 1 440                 | 472  | 280                   |
| Ohangwena    | 7 114   | 1 611                 | 522  | 202                   |
| Omaheke      | 5 400   | 1 136                 | 290  | 130                   |
| Omusati      | 8 231   | 1 518                 | 683  | 189                   |
| Oshana       | 7 992   | 2 819                 | 989  | 506                   |
| Oshikoto     | 5 719   | 1 141                 | 502  | 201                   |
| Otjzondjupa  | 11 701  | 3 553                 | 596  | 257                   |
| Zambezi      | 2 453   | 817                   | 346  | 191                   |
| <b>Total</b> | <b>131 677</b>  | <b>30 964</b>         | <b>9 381</b>   | <b>3 799</b>          |

➤ The highest peak of **12 787 (12%)** cases was recorded during week 25' of 2021 (Figure 2).

➤ The National Call Center continues operations for 24 hours daily.  
 ➤ Today (11/07/2021), **580** calls were answered including **9** alerts.



**Figure 2: Epi-curve for confirmed COVID-19 cases, 11 July 2021**

**Table 5: Number of people in quarantine, 11 July 2021**

| Region                  | Newly quarantined 24 hours | Cumulative number | Number discharged | Number in quarantine now |
|-------------------------|----------------------------|-------------------|-------------------|--------------------------|
| Erongo                  | 0                          | 6 351             | 5 796             | 555                      |
| Hardap                  | 0                          | 2 636             | 2 617             | 19                       |
| Kavango (East and West) | 1                          | 1 563             | 1 544             | 19                       |
| Khomas                  | 1                          | 3 632             | 3 628             | 4                        |
| Kharas                  | 5                          | 8 496             | 7 630             | 866                      |
| Kunene                  | 0                          | 6 079             | 5 823             | 256                      |
| Ohangwena               | 0                          | 695               | 695               | 0                        |
| Omaheke                 | 94                         | 11 067            | 10 815            | 252                      |
| Omusati                 | 0                          | 2 020             | 1 703             | 317                      |
| Oshana                  | 0                          | 400               | 400               | 0                        |
| Oshikoto                | 0                          | 17 714            | 16 226            | 1 488                    |
| Otjzondjupa             | 0                          | 1 540             | 1 540             | 0                        |
| Zambezi                 | 0                          | 1 991             | 1 819             | 172                      |
| <b>Total</b>            | <b>101</b>                 | <b>64 184</b>     | <b>60 236</b>     | <b>3 948</b>             |

➤ Since March 2020, **64 184** people have been placed into quarantine around the country.  
 ➤ A total of **3 948** people are currently in quarantine, with **101** new admissions.

### PUBLIC HEALTH ACTION (S)

- The COVID-19 vaccination programme is ongoing throughout the country
- The government and development partners continue to prioritize the continuation of essential health services.


### CHALLENGES

- Non-adherence to COVID-19 Infection Prevention and Control (IPC) measures by the general public.
- High infection rate countrywide.

### RECOMMENDATIONS

- Continue to give awareness on the importance of adhering to COVID-19 IPC measures; with the involvement of the Security Cluster.
- Continue to encourage the public to take the vaccine to increase herd immunity.

APPROVED



INCIDENT MANAGER  
11 JULY 2021



SECRETARIAT

For enquiries, please contact

**Namibia Public Health Emergency Operations Centre;**



[PHEOC@mhss.gov.na](mailto:PHEOC@mhss.gov.na)



0800 100 100



0851 100 100