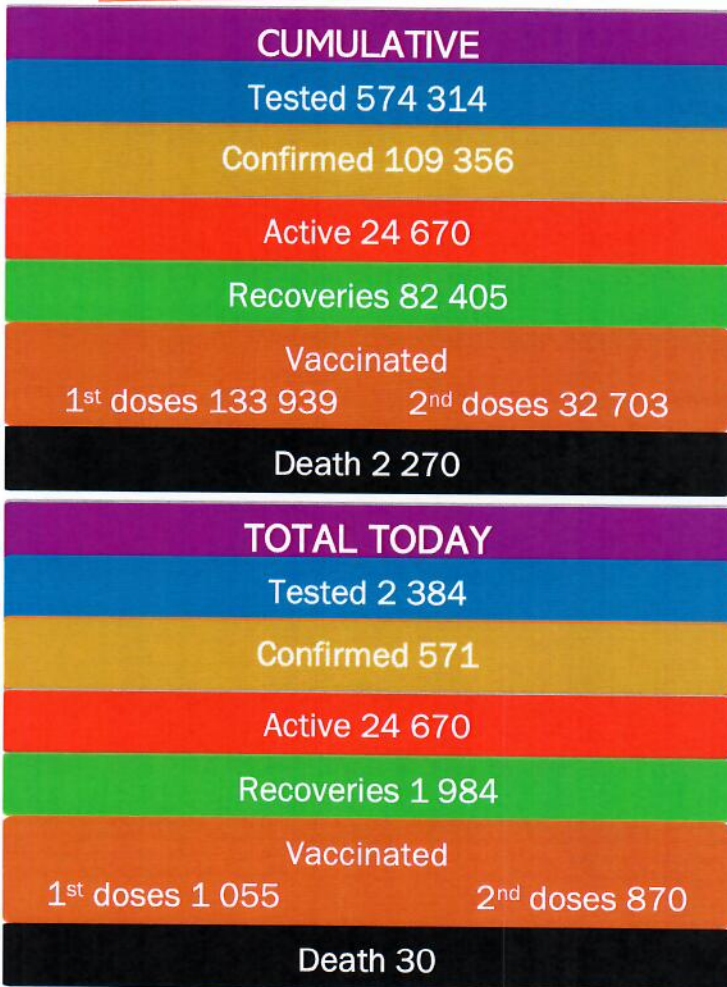




NAMIBIA COVID-19 SITUATION REPORT NO. 482

Outbreak Name	COVID-19 outbreak	Country affected	Namibia
Date & Time	13.07.2021 20h00	Investigation start Date	13 March 2020
Prepared by	Surveillance Team		

HIGHLIGHTS/SITUATION UPDATE (13/07/2021)



- A total of **109 356** cases have been recorded to-date, representing **4%** of the total population (**2 550 226**).
- More female cases **57 677 (53%)** have been recorded compared to male cases **51 679 (47%)**.
- Of the total confirmed cases, **3 738 (3%)** are Health Workers.
 - 3 090 (83%) State; 640 (17%) Private, 8 (0.2%) Non-Governmental Organizations.
 - 3 236 (87%) recoveries and 12 (0.3%) deaths.
- The recovery rate now stands at **75%**.
- All fourteen (14) regions have reported confirmed cases; **Khomas and Erongo** regions reported the highest with **39 382 (36%)** and **16 229 (15%)** respectively.
- Of the total fatalities, **2 059 (91%)** are COVID-19 deaths while **211 (9%)** are COVID-19 related deaths. The case fatality rate now stands at **2%**.

Table 1: Distribution of confirmed COVID-19 cases by region, 13 July 2021

Region	Total No. of cases	Active cases	Recoveries	Cumulative Deaths	Cumulative deaths with co-morbidities	Non-COVID deaths	Health Workers
Erongo	16229	2336	13572	316	265	5	369
Hardap	7027	532	6318	177	121	0	122
Kharas	6636	580	5934	122	110	0	216
Kavango East	4812	688	4033	91	66	0	227
Kavango West	414	108	301	5	5	0	30
Khomas	39382	14581	24065	735	582	1	1 439
Kunene	2714	196	2483	35	34	0	78
Ohangwena	2747	501	2184	60	41	2	104
Omaheke	3414	46	3203	165	122	0	67
Omusati	3705	2068	1573	64	48	0	124
Oshana	7123	909	6077	136	93	1	444
Oshikoto	5164	62	5001	99	86	2	239
Otjozondjupa	7980	1512	6259	209	150	0	208
Zambezi	2009	551	1402	56	34	0	71
Total	109356	24670	82405	2270	1 757	11	3 738

EPIDEMIOLOGICAL SITUATION IN NAMIBIA

- Of the total confirmed cases, **66 531 (61%)** are in the 20-49 years age-brackets which constitutes the majority of the recorded cases.
- A total of **17 845 (16%)** of the confirmed cases are among the 5-19 years category.
- The under 5 years age group make up **2 291 (2%)** of the total cases whereas, **9 799 (9%)** are above 60 years of age.

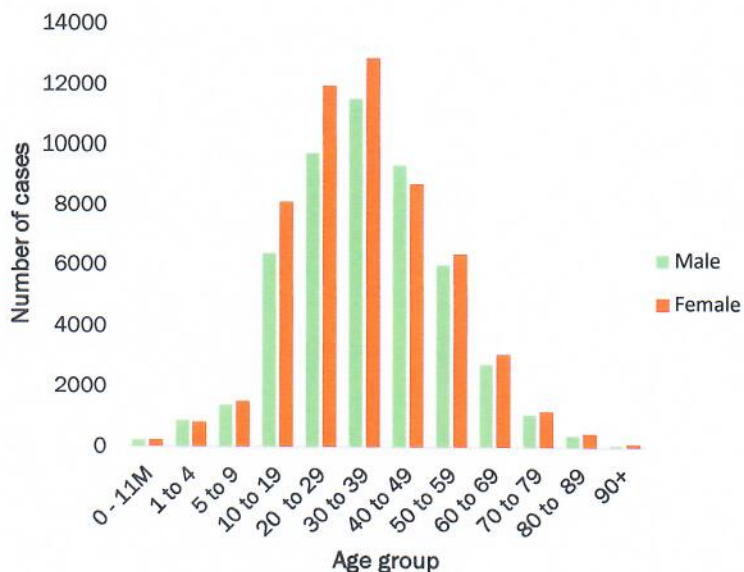
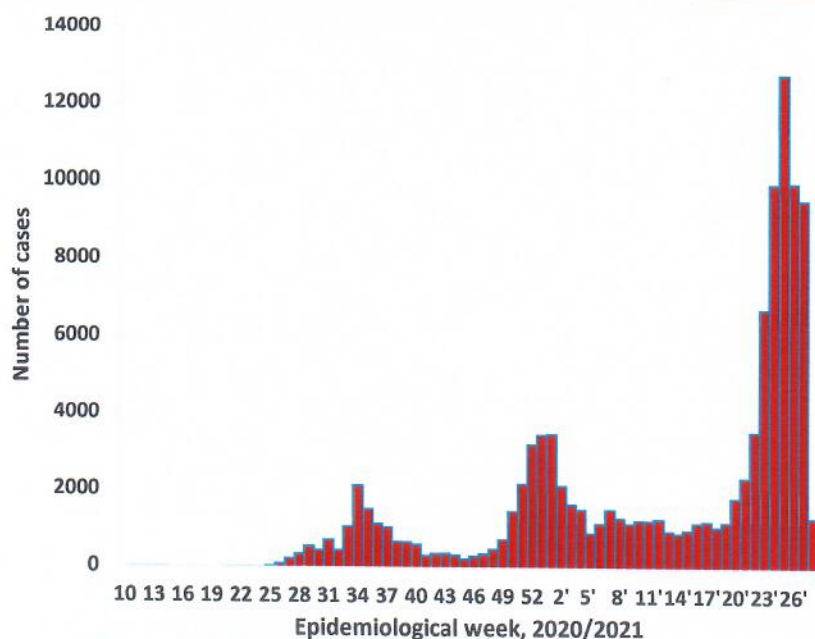


Figure 1: Age and Sex distribution of COVID-19 confirmed cases 13 July 2021

Table 2: The current distribution for hospitalization of confirmed cases by region, 13 July 2021

Region	Hospitalized confirmed cases	Intensive Care Unit
Erongo	65	18
Hardap	14	0
Kharas	30	4
Kavango East	13	0
Kavango West	0	0
Khomas	216	45
Kunene	9	0
Ohangwena	15	0
Omaheke	26	4
Omusati	16	0
Oshana	51	10
Oshikoto	33	14
Otjozondjupa	32	2
Zambezi	12	0
Total	532	97



- The highest peak of **12 787 (12%)** cases was recorded during week 25' of 2021 (Figure 2).

- The National Call Center continues operations for 24 hours daily.
- Today (13/07/2021), **602** calls were answered including **10** alerts.

Figure 2: Epi-curve for confirmed COVID-19 cases, 13 July 2021

**Table 3: COVID-19 specimen recorded at the Laboratories
13 July 2021**

VARIABLES	TOTAL
Total samples received by the Laboratory	574 431
Total samples tested	560 902
Total samples re-tested	13 412
Total positive results	109 356
Total negative results	451 493
Total samples discarded	117
Invalid results	0
Total pending results	46
Indeterminant/Inconclusive	7
Suspected cases in 24 hours (excluding re-tests)	2 351

- The laboratory testing capacity has been enhanced; with a total of thirteen (13) laboratories carrying out the testing of samples: NIP (including Oshakati), Path-Care, UNAM Molecular, Central Veterinary Laboratory, Namib Poultry, NAMDEB Molecular, NamPath, Namibia Central Pathology, DiagnoLab, High Care, Alpha Medical Laboratory, Des-Jo Medical Test Centre and ProQuest Diagnostic Laboratory.
- To date, **574 314** tests (including **13 412** re-tests) have been conducted by authorized laboratories.
- Since the beginning of the outbreak, **121 568** contacts of confirmed cases have been identified, **824** new contacts were identified within the last 24 hours from 14 regions.
- Cumulatively, **114 728** contacts have completed their monitoring period, while **134** contacts are lost to follow-up and a total of **19 890 (18%)** contacts of confirmed cases have tested positive.
- Today, **3 231 (55%)** out of **5 851** active contacts

Table 4: Number of people in quarantine, 13 July 2021

Region	Newly quarantined 24 hours	Cumulative number	Number discharged	Number in quarantine now
Erongo	0	6351	5796	555
Hardap	2	2723	2684	39
Kavango (East and West)	6	1569	1550	19
Khomas	0	3635	3630	5
Kharas	43	8539	7651	888
Kunene	0	6079	5823	256
Ohangwena	0	695	695	0
Omaheke	0	11067	10815	252
Omusati	39	2059	1781	278
Oshana	0	400	400	0
Oshikoto	327	18372	16981	1391
Otjozondjupa	0	1540	1540	0
Zambezi	0	1991	1819	172
Total	417	65020	61165	3855

- Since March 2020, **65 020** people have been placed into quarantine around the country.
- A total of **3 855** people are currently in quarantine, with **417** new admissions.

Table 5: Summary of COVID-19 vaccine doses administered, as of 13 July 2021

Region	Cumulative no. of persons vaccinated with doses of Sinopharm and AstraZeneca		Cumulative no. of Healthcare Workers vaccinated with doses of Sinopharm and AstraZeneca	
	1 st doses	2 nd doses	1 st doses	2 nd doses
Erongo	14245	2900	681	328
Hardap	6223	1512	348	148
Kharas	5715	1507	517	146
Kavango East	7278	2296	737	275
Kavango West	3229	737	252	57
Khomas	41405	8735	2476	959
Kunene	6125	1477	478	282
Ohangwena	7392	1815	528	226
Omaheke	5497	1203	292	140
Omusati	8423	1723	685	232
Oshana	8035	2883	994	512
Oshikoto	5896	1344	514	226
Otjozondjupa	11845	3694	599	267
Zambezi	2531	877	357	195
Total	133839	32 703	9458	3993

PUBLIC HEALTH ACTION (S)

- The COVID-19 vaccination programme is ongoing throughout the country
- The government and development partners continue to prioritize the continuation of essential health services.


CHALLENGES

- Non-adherence to COVID-19 Infection Prevention and Control (IPC) measures by the general public.
- High infection rate countrywide.


RECOMMENDATIONS

- Continue to give awareness on the importance of adhering to COVID-19 IPC measures; with the involvement of the Security Cluster.
- Continue to encourage the public to take the vaccine to increase herd immunity.

APPROVED




INCIDENT MANAGER
13 JULY 2021




SECRETARIAT

For enquiries, please contact

Namibia Public Health Emergency Operations Centre;

 PHEOC@mhss.gov.na

 0800 100 100

 0851 100 100