



NAMIBIA COVID-19 SITUATION REPORT NO. 489

Outbreak Name	COVID-19 outbreak	Country affected	Namibia
Date & Time	20.07.2021 20h00	Investigation start Date	13 March 2020
Prepared by	Surveillance Team		

HIGHLIGHTS/SITUATION UPDATE (20/07/2021)

CUMULATIVE	TOTAL TODAY
Tested 590 672	Tested 1 833
Confirmed 114 400	Confirmed 495
Active 21 236	Active 21 236
Recoveries 90 488	Recoveries 289
Vaccinated 1 <sup>st</sup> doses 140 950    2 <sup>nd</sup> doses 39 851	Vaccinated 1 <sup>st</sup> doses 2 469        2 <sup>nd</sup> doses 2 367
Deaths 2 665	Deaths 45

- A total of **114 400** cases have been recorded to-date, representing **4%** of the total population (**2 550 226**).
- More female cases **60 384 (53%)** have been recorded compared to male cases **54 016 (47%)**.
- Of the total confirmed cases, **3 884 (3%)** are Health Workers.
  - 3 230 (83%) State; 646 (17%) Private, 8 (0.2%) Non-Governmental Organizations.
  - 3 475 (90%) recoveries and 13 (0.3%) deaths.
- The recovery rate now stands at **79%**.
- All fourteen (14) regions have reported confirmed cases; Khomas and Erongo regions reported the highest with **40 219 (35%)** and **16 884 (15%)** respectively.
- Of the total fatalities, **2 428 (91%)** are COVID-19 deaths while **237 (9%)** are COVID-19 related deaths. The case fatality rate now stands at **2.3%**.

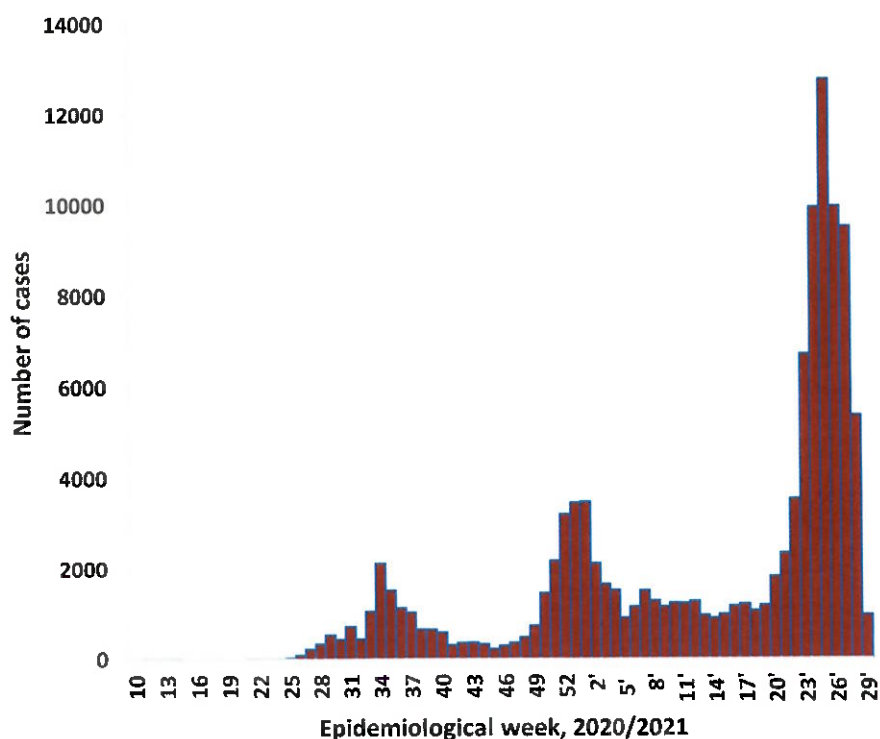
Table 1: Distribution of confirmed COVID-19 cases by region, 20 July 2021

Region	Total No. of cases	Active cases	Recoveries	Cumulative Deaths	Cumulative deaths with co-morbidities	Non-COVID deaths	Health Workers
Erongo	16 884	1 228	15 301	350	294	5	391
Hardap	7 143	207	6 742	194	130	0	122
Kharas	6 943	393	6 423	127	114	0	219
Kavango East	5 126	237	4 770	119	85	0	234
Kavango West	469	57	405	7	6	0	35
Khomas	40 219	14 715	24 739	764	608	1	1 448
Kunene	3 019	302	2 672	45	41	0	79
Ohangwena	3 055	494	2 479	80	54	2	118
Omaheke	3 495	42	3 234	219	158	0	67
Omusati	4 087	525	3 452	110	75	0	142
Oshana	7 541	571	6 738	231	145	1	461
Oshikoto	5 621	422	5 083	114	96	2	266
Otjozondjupa	8 453	1 279	6 939	235	164	0	215
Zambezi	2 345	764	1 511	70	45	0	87
<b>Total</b>	<b>114 400</b>	<b>21 236</b>	<b>90 488</b>	<b>2 665</b>	<b>2 014</b>	<b>11</b>	<b>3 884</b>



**Table 2: The current distribution for hospitalization of confirmed cases by region, 20 July 2021**

Region	Hospitalized confirmed cases	Intensive Care Unit
Erongo	64	17
Hardap	8	0
Kharas	30	1
Kavango East	28	7
Kavango West	0	0
Khomas	212	68
Kunene	20	0
Ohangwena	17	2
Omaheke	14	4
Omusati	24	0
Oshana	62	15
Oshikoto	21	5
Otjozondjupa	35	0
Zambezi	12	0
<b>Total</b>	<b>547</b>	<b>119</b>



➤ The highest peak of **12 877 (11%)** cases was recorded during week 25' of 2021 (Figure 1).

➤ The National Call Center continues operations for 24 hours daily.  
 ➤ Today (20/07/2021), **527** calls were answered including **10** alerts.

**Figure 1: Epi-curve for confirmed COVID-19 cases, 20 July 2021**

**Table 3: Summary of COVID-19 vaccine doses administered, as of 20 July 2021**

Region	Cumulative no. of persons vaccinated with doses of Sinopharm and AstraZeneca		Cumulative no. of Healthcare Workers vaccinated with doses of Sinopharm and AstraZeneca	
	1 <sup>st</sup> doses	2 <sup>nd</sup> doses	1 <sup>st</sup> doses	2 <sup>nd</sup> doses
Erongo	14 979	3 175	825	368
Hardap	6 577	1 698	357	151
Kharas	6 286	1 911	526	166
Kavango East	7 597	2 504	755	303
Kavango West	3 269	772	252	59
Khomas	42 536	11 001	2 526	1 061
Kunene	6 429	1 705	483	318
Ohangwena	7 876	2 279	539	260
Omaheke	6 037	1 548	300	170
Omusati	9 141	2 469	713	349
Oshana	8 574	3 323	1 035	562
Oshikoto	6 685	2 076	546	305
Otjozondjupa	12 238	4 311	613	288
Zambezi	2 726	1 079	369	237
<b>Total</b>	<b>140 950</b>	<b>39 851</b>	<b>9 839</b>	<b>4 597</b>



Region	Newly quarantined 24 hours	Cumulative number	Number discharged	Number in quarantine now
Erongo	7	6 905	5 796	1 109
Hardap	4	2 764	2 746	18
Kavango (East and West)	4	1 576	1 568	8
Khomas	0	3 641	3 635	6
Kharas	92	8 958	7 947	1 011
Kunene	0	6 079	5 823	256
Ohangwena	0	695	695	0
Omaheke	0	11 586	11 249	337
Omusati	5	2 099	1 831	268
Oshana	0	400	400	0
Oshikoto	58	18 906	18 148	758
Otjozondjupa	0	1 540	1 540	0
Zambezi	0	1 991	1 819	172
<b>Total</b>	<b>170</b>	<b>67 140</b>	<b>63 197</b>	<b>3 943</b>

➤ Since March 2020, **67 140** people have been placed into quarantine around the country.

➤ A total of **3 943** people are currently in quarantine, with **170** new admissions.

➤ Of the total confirmed cases, **69 394 (61%)** are in the 20-49 years age-brackets which constitutes the majority of the recorded cases.

➤ A total of **18 356 (16%)** of the confirmed cases are among the 5-19 years category.

➤ The under 5 years age group make up **2 407 (2%)** of the total cases whereas, **10 630 (9%)** are above 60 years of age.

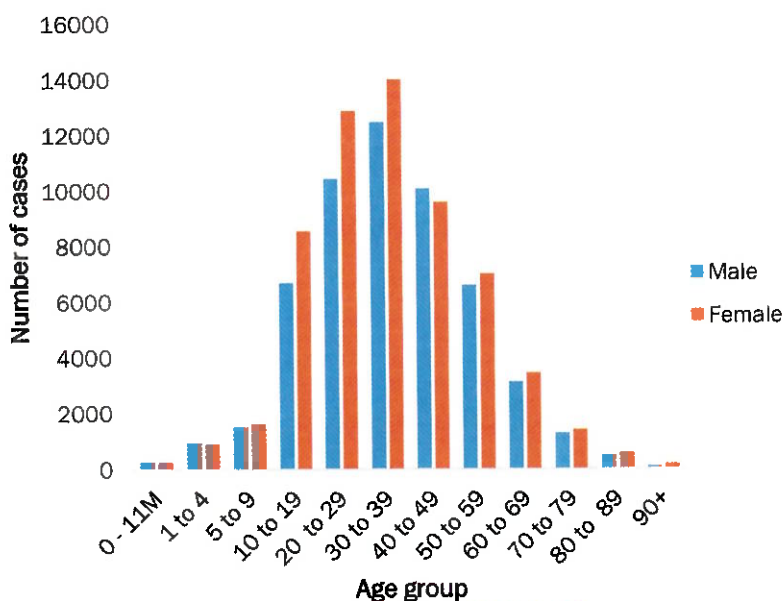


Figure 2: Age and Sex distribution of COVID-19 confirmed cases 20 July 2021

Table 5: COVID-19 specimen recorded at the Laboratories 20 July 2021

VARIABLES	TOTAL
Total samples received by the Laboratory	590 789
Total samples tested	577 042
Total samples re-tested	13 630
Total positive results	114 400
Total negative results	462 589
Total samples discarded	117
Invalid results	0
Total pending results	46
Indeterminant/Inconclusive	7
Suspected cases in 24 hours (excluding re-tests)	1 798

➤ The laboratory testing capacity has been enhanced; with a total of thirteen (13) laboratories carrying out the testing of samples: NIP (including Oshakati), Path-Care, UNAM Molecular, Central Veterinary Laboratory, Namib Poultry, NAMDEB, NamPath, Namibia Central Pathology, DiagnoLab, High Care, Alpha Medical Laboratory, Des-Jo Medical Test Centre and ProQuest Diagnostic Laboratory.

➤ To date, **590 672** tests (including **13 630** re-tests) have been conducted by authorized laboratories.

➤ Since the beginning of the outbreak, **126 645** contacts of confirmed cases have been identified, **958** new contacts were identified within the last 24 hours from 12 regions.

➤ Cumulatively, **119 714** contacts have completed their monitoring period, while **134** contacts are lost to follow-up and a total of **21 150 (18%)** contacts of confirmed cases have tested positive.

➤ Today, **3 744 (65%)** out of **5 763** active contacts were monitored.

### PUBLIC HEALTH ACTION (S)

- The COVID-19 vaccination programme is ongoing throughout the country
- The government and development partners continue to prioritize the continuation of essential health services.


### CHALLENGES


- Non-adherence to COVID-19 Infection Prevention and Control (IPC) measures by the general public.
- High infection and fatality rate countrywide.

### RECOMMENDATIONS

- Continue to give awareness on the importance of adhering to COVID-19 IPC measures; with the involvement of the Security Cluster.
- Continue to encourage the public to take the vaccine to reach herd immunity.


APPROVED


  
 \_\_\_\_\_  
 INCIDENT MANAGER  
 20 JULY 2021

  
 \_\_\_\_\_  
 SECRETARIAT

For enquiries, please contact  
**Namibia Public Health Emergency Operations Centre;**

 [PHEOC@mhss.gov.na](mailto:PHEOC@mhss.gov.na)

 0800 100 100

 0851 100 100