



NAMIBIA COVID-19 SITUATION REPORT NO. 507

| | | | |
|---------------|---------------------|--------------------------|---------------|
| Outbreak Name | COVID-19 outbreak | Country affected | Namibia |
| Date & Time | 07.08.2021 20h00 | Investigation start Date | 13 March 2020 |
| Prepared by | Surveillance Team | | |

HIGHLIGHTS/SITUATION UPDATE (07/08/2021)

| CUMULATIVE | TOTAL TODAY |
|---|---|
| Tested 627 260 | Tested 1 406 |
| Confirmed 121 203 | Confirmed 160 |
| Active 18 558 | Active 18 558 |
| Recoveries 99 438 | Recoveries 247 |
| Vaccinated 1 st doses 175 077 2 nd doses 53 471 | Vaccinated 1 st doses 181 2 nd doses 16 |
| Deaths 3 196 | Deaths 5 |

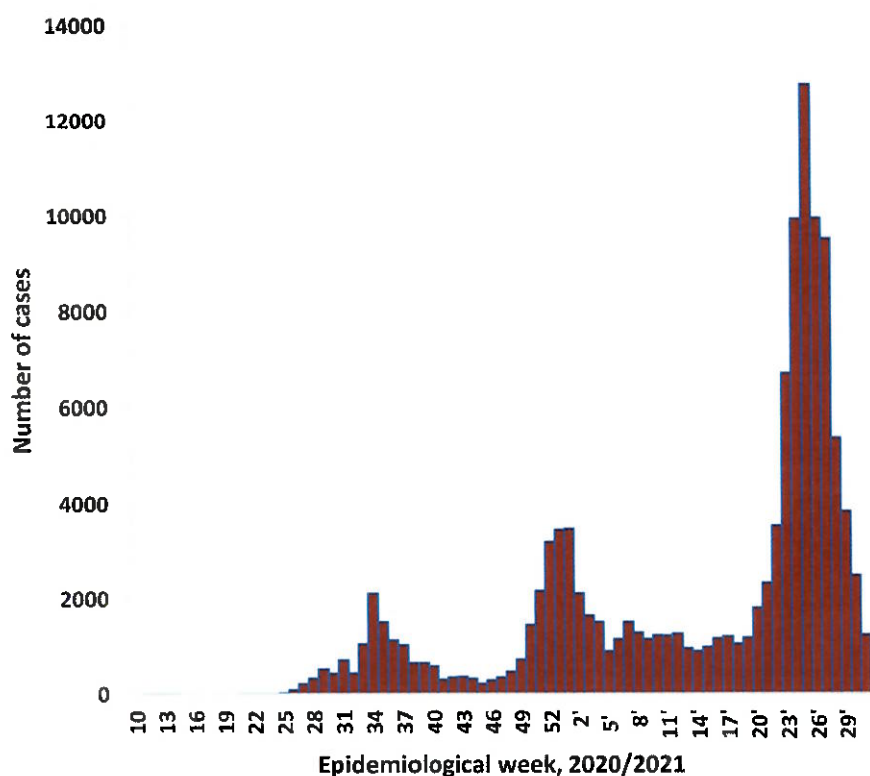
- A total of **121 203** cases have been recorded to-date, representing **5%** of the total population (**2 550 226**).
- More female cases **64 164 (53%)** have been recorded.
- Of the total confirmed cases, **4 157 (3%)** are Health Workers.
 - 3 443 (83%) State; 706 (17%) Private, 8 (0.2%) Non-Governmental Organizations.
 - 3 769 (91%) recoveries and 13 (0.3%) deaths.
- The recovery rate now stands at **82%**.
- All fourteen (14) regions have reported confirmed cases; Khomas and Erongo regions reported the highest with **41 010 (34%)** and **17 764 (15%)** respectively.
- Of the total fatalities, **2 921 (91%)** are COVID-19 deaths while **275 (9%)** are COVID-19 related deaths. The case fatality rate now stands at **2.6%**.

Table 1: Distribution of confirmed COVID-19 cases by region, 07 August 2021

| Region | Total No. of cases | Active cases | Recoveries | Cumulative Deaths | Cumulative deaths with co-morbidities | Non-COVID deaths | Health Workers |
|--------------|--------------------|---------------|---------------|-------------------|---------------------------------------|------------------|----------------|
| Erongo | 17 764 | 846 | 16 523 | 390 | 326 | 5 | 401 |
| Hardap | 7 304 | 74 | 6 976 | 254 | 158 | 0 | 122 |
| Kharas | 7 336 | 252 | 6 943 | 141 | 124 | 0 | 222 |
| Kavango East | 5 372 | 65 | 5 135 | 172 | 110 | 0 | 244 |
| Kavango West | 568 | 58 | 498 | 12 | 9 | 0 | 38 |
| Khomas | 41 010 | 13 764 | 26 422 | 823 | 645 | 1 | 1 475 |
| Kunene | 3 343 | 94 | 3 179 | 70 | 58 | 0 | 87 |
| Ohangwena | 3 674 | 790 | 2 768 | 114 | 75 | 2 | 134 |
| Omaheke | 3 618 | 5 | 3 369 | 244 | 170 | 0 | 119 |
| Omusati | 4 677 | 341 | 4 169 | 167 | 110 | 0 | 166 |
| Oshana | 8 443 | 472 | 7 670 | 300 | 179 | 1 | 507 |
| Oshikoto | 6 278 | 136 | 5 991 | 149 | 121 | 2 | 286 |
| Otjozondjupa | 9 020 | 1 004 | 7 750 | 266 | 181 | 0 | 253 |
| Zambezi | 2 796 | 657 | 2 045 | 94 | 59 | 0 | 103 |
| Total | 121 203 | 18 558 | 99 438 | 3 196 | 2 325 | 11 | 4 157 |

Table 2: The current distribution for hospitalization of confirmed cases by region, 07 August 2021

| Region | Hospitalized confirmed cases | Intensive Care Unit |
|--------------|------------------------------|---------------------|
| Erongo | 33 | 11 |
| Hardap | 0 | 0 |
| Kharas | 18 | 1 |
| Kavango East | 22 | 2 |
| Kavango West | 0 | 0 |
| Khomas | 108 | 39 |
| Kunene | 30 | 0 |
| Ohangwena | 26 | 0 |
| Omaheke | 5 | 0 |
| Omusati | 17 | 0 |
| Oshana | 62 | 14 |
| Oshikoto | 23 | 9 |
| Otjozondjupa | 17 | 0 |
| Zambezi | 7 | 0 |
| Total | 368 | 76 |



➤ The highest peak of **12 787 (11%)** cases was recorded during week 25 of 2021 (Figure 1).

➤ The National Call Center continues operations for 24 hours daily.
 ➤ Today (07/08/2021), **409** calls were answered including **6** alerts.

Figure 1: Epi-curve for confirmed COVID-19 cases, 07 August 2021

Table 3: Summary of COVID-19 vaccine doses administered, as of 07 August 2021

| Region | Cumulative no. of persons vaccinated with doses of Sinopharm and AstraZeneca | | Cumulative no. of Healthcare Workers vaccinated with doses of Sinopharm and AstraZeneca | |
|--------------|--|-----------------------|---|-----------------------|
| | 1 st doses | 2 nd doses | 1 st doses | 2 nd doses |
| Erongo | 17 794 | 4 325 | 860 | 440 |
| Hardap | 9 896 | 2 206 | 371 | 163 |
| Kharas | 7 564 | 2 912 | 560 | 234 |
| Kavango East | 9 233 | 2 977 | 799 | 345 |
| Kavango West | 3 663 | 916 | 273 | 69 |
| Khomas | 51 112 | 15 030 | 3 025 | 1 290 |
| Kunene | 8 555 | 2 027 | 504 | 326 |
| Ohangwena | 10 501 | 2 843 | 613 | 288 |
| Omaheke | 7 879 | 1 898 | 308 | 172 |
| Omusati | 11 562 | 3 388 | 749 | 385 |
| Oshana | 11 038 | 4 568 | 1 117 | 644 |
| Oshikoto | 8 800 | 3 129 | 614 | 386 |
| Otjozondjupa | 14 307 | 5 783 | 641 | 315 |
| Zambezi | 3 173 | 1 469 | 406 | 281 |
| Total | 175 077 | 53 471 | 10 840 | 5 338 |

| Region | Newly quarantined 24 hours | Cumulative number | Number discharged | Number in quarantine now |
|-------------------------|----------------------------|-------------------|-------------------|--------------------------|
| Erongo | 0 | 6 931 | 6 485 | 446 |
| Hardap | 0 | 2 794 | 2 787 | 7 |
| Kavango (East and West) | 0 | 1 598 | 1 593 | 5 |
| Khomas | 0 | 3 665 | 3 651 | 14 |
| Karas | 0 | 9 367 | 9 027 | 340 |
| Kunene | 0 | 6 079 | 5 823 | 256 |
| Ohangwena | 0 | 695 | 695 | 0 |
| Omaheke | 138 | 12 436 | 12 348 | 88 |
| Omusati | 0 | 2 321 | 2 018 | 303 |
| Oshana | 0 | 400 | 400 | 0 |
| Oshikoto | 0 | 20 251 | 19 834 | 417 |
| Otjondjupa | 0 | 1 540 | 1 540 | 0 |
| Zambezi | 0 | 1 991 | 1 824 | 167 |
| Total | 138 | 70 068 | 68 025 | 2 043 |

- Since March 2020, **70 068** people have been placed into quarantine around the country.
- A total of **2 043** people are currently in quarantine, with **138** new admissions.

- Of the total confirmed cases, **72 968 (60%)** are in the 20-49 years age-brackets which constitutes the majority of the recorded cases.
- A total of **19 165 (16%)** of the confirmed cases are among the 5-19 years category.
- A total of **14 515 (12%)** of the confirmed cases are among the 50 - 59 years group.
- The under 5 years age group make up **2 647 (2%)** of the total cases whereas, **11 908 (10%)** are above 60 years of age.

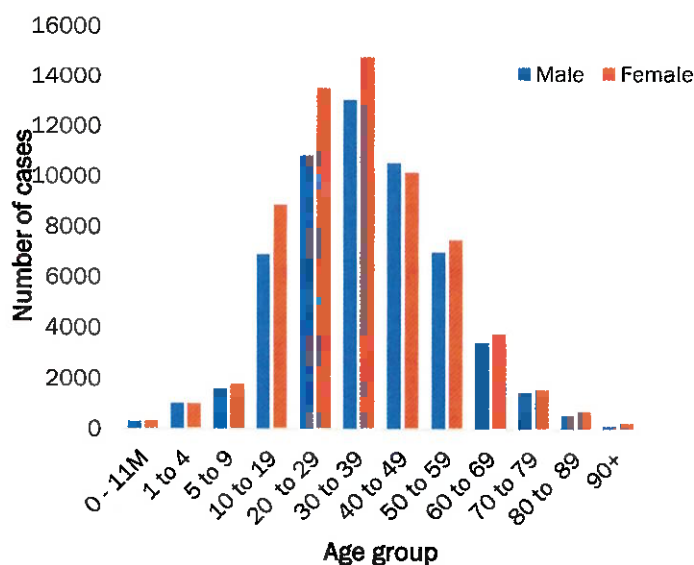


Figure 2: Age and Sex distribution of COVID-19 confirmed cases 07 August 2021

Table 5: COVID-19 specimen recorded at the Laboratories 07 August 2021

| VARIABLES | TOTAL |
|--|---------|
| Total samples received by the Laboratory | 627 377 |
| Total samples tested | 613 354 |
| Total samples re-tested | 13 906 |
| Total positive results | 121 203 |
| Total negative results | 492 095 |
| Total samples discarded | 117 |
| Invalid results | 0 |
| Total pending results | 46 |
| Indeterminant/Inconclusive | 10 |
| Suspected cases in 24 hours (excluding re-tests) | 1 387 |

- The laboratory testing capacity has been enhanced; with a total of fourteen (14) laboratories carrying out the testing of samples: NIP, Path-Care, UNAM Molecular, Central Veterinary Laboratory, Namib Poultry, NAMDEB, NamPath, Namibia Central Pathology, DiagnoLab, High Care, Alpha Medical Laboratory, Des-Jo Medical Test Centre, ProQuest Diagnostic Laboratory and Medlink Laboratory Services.
- To date, **627 260** tests (including **13 906** re-tests) have been conducted by authorized laboratories.
- Since the beginning of the outbreak, **132 556** contacts of confirmed cases have been identified, **17** new contacts were identified within the last 24 hours from **8** regions.
- Cumulatively, **129 279** contacts have completed their monitoring period, while **147** contacts are lost to follow-up and a total of **23 485 (19%)** contacts of confirmed cases have tested positive.
- Today, **354 (17%)** out of **2 076** active contacts were monitored.

PUBLIC HEALTH ACTION (S)

- Public Health measures continues to be enforced as the situation is closely monitored.
- The COVID-19 vaccination programme is ongoing throughout the country
- The government and development partners continue to prioritize the continuation of essential health services.

CHALLENGES

- Poor adherence to COVID-19 Infection Prevention and Control (IPC) measures by the general public.

RECOMMENDATIONS

- Continue to give awareness on the importance of adhering to COVID-19 IPC measures; with the involvement of the Security Cluster.

APPROVED





INCIDENT MANAGER
07 AUGUST 2021




SECRETARIAT

For enquiries, please contact
Namibia Public Health Emergency Operations Centre;

 PHEOC@mhss.gov.na

 0800 100 100

 0851 100 100