



NAMIBIA COVID-19 SITUATION REPORT NO. 499

Outbreak Name	COVID-19 outbreak	Country affected	Namibia
Date & Time	30.07.2021 20h00	Investigation start Date	13 March 2020
Prepared by	Surveillance Team		

HIGHLIGHTS/SITUATION UPDATE (30/07/2021)

CUMULATIVE		TOTAL TODAY	
Tested 615 104*		Tested 1 875	
Confirmed 119 285		Confirmed 363	
Active 20 304		Active 20 304	
Recoveries 95 913		Recoveries 663	
Vaccinated		Vaccinated	
1 st doses 164 221	2 nd doses 49 274	1 st doses 1 625	2 nd doses 460
Deaths 3 057		Deaths 13	

* Kindly note, extra 852 negative tests were added

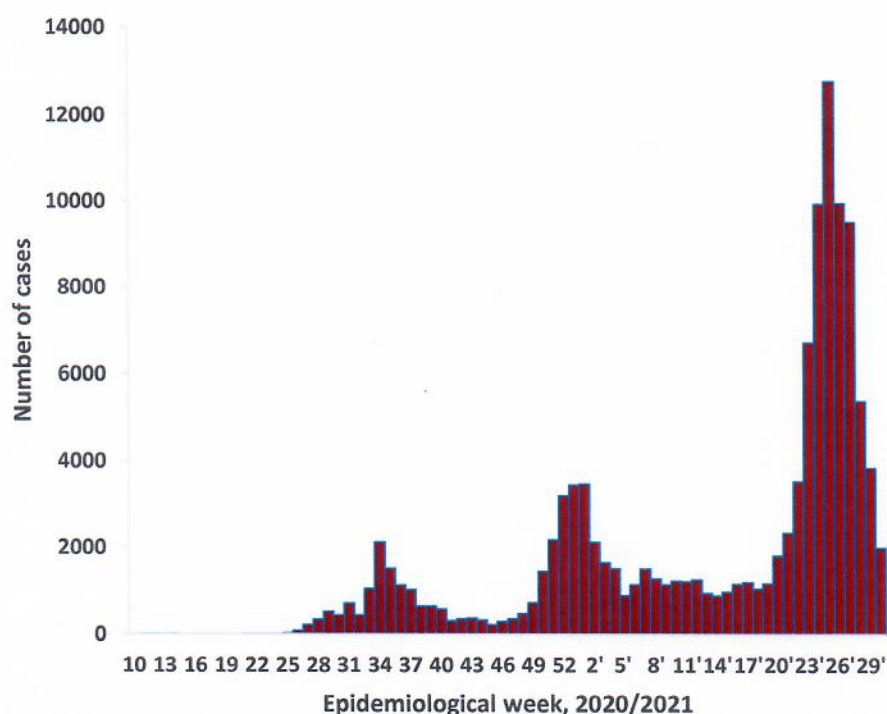
- A total of **119 285** cases have been recorded to-date, representing **5%** of the total population (**2 550 226**).
- More female cases **63 093 (53%)** have been recorded compared to male cases **56 192 (47%)**.
- Of the total confirmed cases, **4 024 (3%)** are Health Workers.
 - 3 361 (84%) State; 655 (16%) Private, 8 (0.2%) Non-Governmental Organizations.
 - 3 769 (94%) recoveries and 13 (0.3%) deaths.
- The recovery rate now stands at **80%**.
- All fourteen (14) regions have reported confirmed cases; Khomas and Erongo regions reported the highest with **40 776 (34%)** and **17 508 (15%)** respectively.
- Of the total fatalities, **2 790 (91%)** are COVID-19 deaths while **267 (9%)** are COVID-19 related deaths. The case fatality rate now stands at **2.6%**.

Table 1: Distribution of confirmed COVID-19 cases by region, 30 July 2021

Region	Total No. of cases	Active cases	Recoveries	Cumulative Deaths	Cumulative deaths with co-morbidities	Non-COVID deaths	Health Workers
Erongo	17 508	1 236	15 884	383	321	5	394
Hardap	7 260	108	6 905	247	152	0	122
Karas	7 241	401	6 701	139	124	0	221
Kavango East	5 334	111	5 058	165	109	0	241
Kavango West	558	63	484	11	9	0	38
Khomas	40 776	14 787	25 184	804	631	1	1 465
Kunene	3 255	133	3 057	65	56	0	85
Ohangwena	3 500	639	2 752	107	70	2	129
Omaheke	3 579	14	3 330	235	167	0	69
Omusati	4 517	421	3 952	144	98	0	157
Oshana	8 128	277	7 576	274	163	1	499
Oshikoto	6 076	169	5 765	140	118	2	284
Otjozondjupa	8 882	1 230	7 391	261	177	0	220
Zambezi	2 671	715	1 874	82	55	0	100
Total	119 285	20 304	95 913	3 057	2 250	11	4 024

Table 2: The current distribution for hospitalization of confirmed cases by region, 30 July 2021

Region	Hospitalized confirmed cases	Intensive Care Unit
Erongo	37	14
Hardap	5	0
Kharas	30	2
Kavango East	19	0
Kavango West	0	0
Khomas	145	44
Kunene	44	0
Ohangwena	23	0
Omaheke	4	0
Omusati	21	0
Oshana	67	14
Oshikoto	23	11
Otjozondjupa	15	0
Zambezi	8	0
Total	441	85



➤ The highest peak of **12 787 (11%)** cases was recorded during week 25 of 2021 (Figure 1).

➤ The National Call Center continues operations for 24 hours daily.
 ➤ Today (30/07/2021), **608** calls were answered including **9** alerts.

Figure 1: Epi-curve for confirmed COVID-19 cases, 30 July 2021

Table 3: Summary of COVID-19 vaccine doses administered, as of 30 July 2021

Region	Cumulative no. of persons vaccinated with doses of Sinopharm and AstraZeneca		Cumulative no. of Healthcare Workers vaccinated with doses of Sinopharm and AstraZeneca	
	1 st doses	2 nd doses	1 st doses	2 nd doses
Erongo	16 863	3 862	848	425
Hardap	8 692	1 992	366	158
Kharas	7 147	2 598	552	187
Kavango East	8 595	2 749	774	336
Kavango West	3 523	817	263	61
Khomas	49 195	14 498	2 922	1 263
Kunene	7 754	1 876	493	324
Ohangwena	9 411	2 583	587	270
Omaheke	7 263	1 700	307	170
Omusati	10 701	3 082	731	380
Oshana	10 427	4 102	1 099	606
Oshikoto	7 908	2 717	587	346
Otjozondjupa	13 709	5 391	637	307
Zambezi	3 033	1 307	396	270
Total	164 221	49 274	10 562	5 103

Table 4: Number of people in quarantine, 30 July 2021

Region	Newly quarantined 24 hours	Cumulative number	Number discharged	Number in quarantine now
Erongo	0	6931	5899	1032
Hardap	0	2779	2776	3
Kavango (East and West)	0	1592	1582	10
Khomas	1	3653	3640	13
Kharas	118	9275	8358	917
Kunene	0	6079	5823	256
Ohangwena	0	695	695	0
Omaheke	0	12168	12121	47
Omusati	0	2231	1951	280
Oshana	0	400	400	0
Oshikoto	61	19804	19226	578
Otjozondjupa	0	1540	1540	0
Zambezi	0	1991	1824	167
Total	180	69138	65835	3303

➤ Since March 2020, **69 138** people have been placed into quarantine around the country.

➤ A total of **3 303** people are currently in quarantine, with **180** new admissions.

➤ Of the total confirmed cases, **71 998 (60%)** are in the 20-49 years age-brackets which constitutes the majority of the recorded cases.

➤ A total of **18 873 (16%)** of the confirmed cases are among the 5-19 years category.

➤ The under 5 years age group make up **2 574 (2%)** of the total cases whereas, **11 605 (10%)** are above 60 years of age.

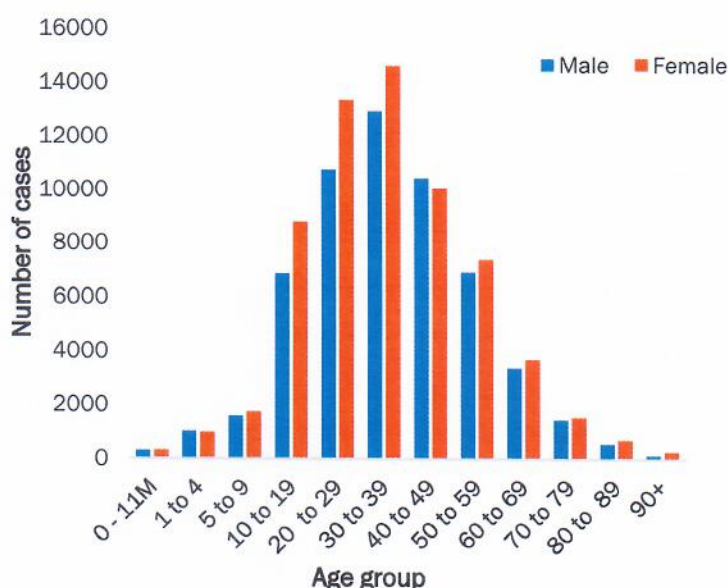


Figure 2: Age and Sex distribution of COVID-19 confirmed cases 30 July 2021

Table 5: COVID-19 specimen recorded at the Laboratories 30 July 2021

VARIABLES	TOTAL
Total samples received by the Laboratory	615 221
Total samples tested	601 300
Total samples re-tested	13 804
Total positive results	119 285
Total negative results	481 959
Total samples discarded	117
Invalid results	0
Total pending results	46
Indeterminant/Inconclusive	10
Suspected cases in 24 hours (excluding re-tests)	1 865

➤ The laboratory testing capacity has been enhanced; with a total of fourteen (14) laboratories carrying out the testing of samples: NIP (including Oshakati), Path-Care, UNAM Molecular, Central Veterinary Laboratory, Namib Poultry, NAMDEB, NamPath, Namibia Central Pathology, DiagnoLab, High Care, Alpha Medical Laboratory, Des-Jo Medical Test Centre, ProQuest Diagnostic Laboratory and Medlink Laboratory Services.

➤ To date, **615 104** tests (including **13 804** re-tests) have been conducted by authorized laboratories.

➤ Since the beginning of the outbreak, **130 439** contacts of confirmed cases have been identified, **301** new contacts were identified within the last 24 hours from 12 regions.

➤ Cumulatively, **126 268** contacts have completed their monitoring period, while **140** contacts are lost to follow-up and a total of **22 305 (19%)** contacts of confirmed cases have tested positive.

➤ Today, **1743 (59%)** out of **2959** active contacts were monitored.

PUBLIC HEALTH ACTION (S)

- Public Health measures continues to be enforced as the situation is closely monitored.
- The COVID-19 vaccination programme is ongoing throughout the country
- The government and development partners continue to prioritize the continuation of essential health services.

CHALLENGES

- Poor adherence to COVID-19 Infection Prevention and Control (IPC) measures by the general public.

RECOMMENDATIONS

- Continue to give awareness on the importance of adhering to COVID-19 IPC measures; with the involvement of the Security Cluster.

APPROVED



 INCIDENT MANAGER
 30 JULY 2021




 SECRETARIAT

For enquiries, please contact

Namibia Public Health Emergency Operations Centre;

 PHEOC@mhss.gov.na

 0800 100 100

 0851 100 100