



NAMIBIA COVID-19 SITUATION REPORT NO. 491

Outbreak Name	COVID-19 outbreak	Country affected	Namibia
Date & Time	22.07.2021 20h00	Investigation start Date	13 March 2020
Prepared by	Surveillance Team		

HIGHLIGHTS/SITUATION UPDATE (22/07/2021)

CUMULATIVE	TOTAL TODAY
Tested 596 085	Tested 2 908
Confirmed 115 793	Confirmed 784
Active 20 992	Active 20 992
Recoveries 92 030	Recoveries 1 269
Vaccinated 1 st doses 147 460 2 nd doses 43 825	Vaccinated 1 st doses 3 043 2 nd doses 1 683
Death 2 760	Death 46

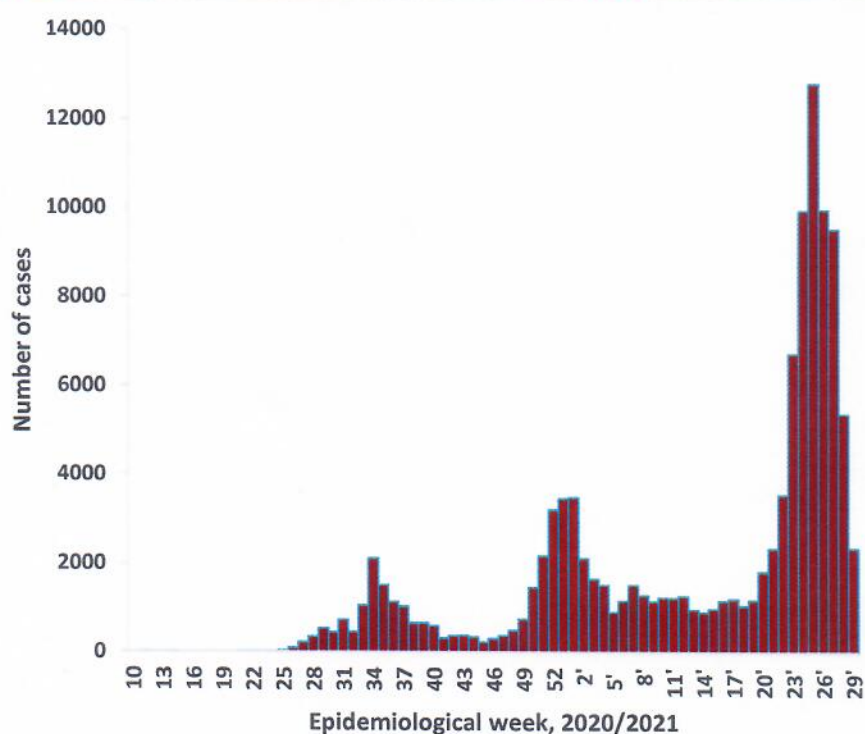
- A total of **115 793** cases have been recorded to-date, representing **5%** of the total population (**2 550 226**).
- More female cases **61 170 (53%)** have been recorded compared to male cases **54 623 (47%)**.
- Of the total confirmed cases, **3 925 (3%)** are Health Workers.
 - 3 268 (83%) State; 649 (17%) Private, 8 (0.2%) Non-Governmental Organizations.
 - 3 475 (89%) recoveries and 13 (0.3%) deaths.
- The recovery rate now stands at **79%**.
- All fourteen (14) regions have reported confirmed cases; Khomas and Erongo regions reported the highest with **40 382 (35%)** and **17 079 (15%)** respectively.
- Of the total fatalities, **2 517 (91%)** are COVID-19 deaths while **243 (9%)** are COVID-19 related deaths. The case fatality rate now stands at **2.4%**.

Table 1: Distribution of confirmed COVID-19 cases by region, 22 July 2021

Region	Total No. of cases	Active cases	Recoveries	Cumulative Deaths	Cumulative deaths with co-morbidities	Non-COVID deaths	Health Workers
Erongo	17 079	1 230	15 488	356	298	5	392
Hardap	7 200	191	6 790	219	139	0	122
Karas	7 015	343	6 537	135	117	0	219
Kavango East	5 228	133	4 974	121	86	0	238
Kavango West	486	63	416	7	6	0	35
Khomas	40 382	14 744	24 862	775	616	1	1 450
Kunene	3 050	195	2 808	47	43	0	80
Ohangwena	3 161	594	2 479	86	58	2	123
Omaheke	3 525	60	3 234	231	164	0	69
Omusati	4 197	536	3 550	111	76	0	147
Oshana	7 714	735	6 738	240	146	1	474
Oshikoto	5 722	116	5 488	116	98	2	270
Otjozondjupa	8 605	1 300	7 062	243	168	0	217
Zambezi	2 429	752	1 604	73	47	0	89
Total	115 793	20 992	92 030	2 760	2 062	11	3 925

Table 2: The current distribution for hospitalization of confirmed cases by region, 22 July 2021

Region	Hospitalized confirmed cases	Intensive Care Unit
Erongo	61	16
Hardap	4	0
Kharas	34	3
Kavango East	34	4
Kavango West	0	0
Khomas	202	62
Kunene	20	0
Ohangwena	17	2
Omaheke	14	4
Omusati	24	0
Oshana	63	16
Oshikoto	30	9
Otjozondjupa	35	3
Zambezi	17	0
Total	555	119



➤ The highest peak of **12 787 (11%)** cases was recorded during week 25 of 2021 (Figure 1).

➤ The National Call Center continues operations for 24 hours daily.
 ➤ Today (22/07/2021), **519** calls were answered including **11** alerts.

Figure 1: Epi-curve for confirmed COVID-19 cases, 22 July 2021

Table 3: Summary of COVID-19 vaccine doses administered, as of 22 July 2021

Region	Cumulative no. of persons vaccinated with doses of Sinopharm and AstraZeneca		Cumulative no. of Healthcare Workers vaccinated with doses of Sinopharm and AstraZeneca	
	1 st doses	2 nd doses	1 st doses	2 nd doses
Erongo	15 482	3 407	829	397
Hardap	6 798	1 769	360	155
Kharas	6 461	2 145	541	177
Kavango East	7 797	2 562	762	316
Kavango West	3 349	779	258	59
Khomas	45 046	12 983	2 780	1 202
Kunene	6 762	1 742	485	319
Ohangwena	8 125	2 338	543	263
Omaheke	6 482	1 617	304	170
Omusati	9 527	2 697	720	355
Oshana	9 051	3 596	1 063	580
Oshikoto	6 999	2 284	555	324
Otjozondjupa	12 772	4 771	617	291
Zambezi	2 809	1 135	375	253
Total	147 460	43 825	10 192	4 861

Table 4: Number of people in quarantine, 22 July 2021

Region	Newly quarantined 24 hours	Cumulative number	Number discharged	Number in quarantine now
Erongo	26	6 931	5 873	1058
Hardap	7	2 771	2 754	17
Kavango (East and West)	6	1 582	1 571	11
Khomas	10	3 651	3 638	13
Kharas	41	8 999	7 947	1 052
Kunene	0	6 079	5 823	256
Ohangwena	0	695	695	0
Omaheke	0	11 586	11 249	337
Omusati	0	2 154	1 871	283
Oshana	0	400	400	0
Oshikoto	120	19 152	18 261	891
Otjozondjupa	0	1 540	1 540	0
Zambezi	0	1 991	1 819	172
Total	210	67 531	63 441	4 090

- Since March 2020, **67 531** people have been placed into quarantine around the country.
- A total of **4 090** people are currently in quarantine, with **210** new admissions.

- Of the total confirmed cases, **70 144 (61%)** are in the 20-49 years age-brackets which constitutes the majority of the recorded cases.
- A total of **18 493 (16%)** of the confirmed cases are among the 5-19 years category.
- The under 5 years age group make up **2 441 (2%)** of the total cases whereas, **10 913 (9%)** are above 60 years of age.

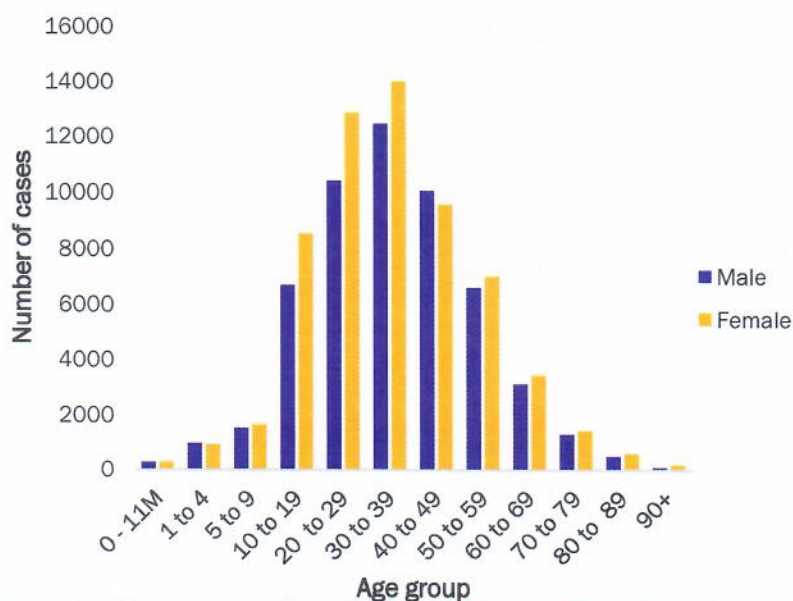


Figure 2: Age and Sex distribution of COVID-19 confirmed cases 22 July 2021

Table 5: COVID-19 specimen recorded at the Laboratories 22 July 2021

VARIABLES	TOTAL
Total samples received by the Laboratory	596 202
Total samples tested (1 st time test)	582 413
Total samples re-tested	13 672
Total positive results	115 793
Total negative results	466 567
Total samples discarded	117
Invalid results	0
Total pending results	46
Indeterminant/Inconclusive	7
Suspected cases in 24 hours (excluding re-tests)	2 837

- The laboratory testing capacity has been enhanced; with a total of fourteen (14) laboratories carrying out the testing of samples: NIP (including Oshakati), Path-Care, UNAM Molecular, Central Veterinary Laboratory, Namib Poultry, NAMDEB, NamPath, Namibia Central Pathology, DiagnoLab, High Care, Alpha Medical Laboratory, Des-Jo Medical Test Centre, ProQuest Diagnostic Laboratory and Medlink Laboratory Services.
- To date, **596 085** tests (including **13 673** re-tests) have been conducted by authorized laboratories.
- Since the beginning of the outbreak, **127 833** contacts of confirmed cases have been identified, **642** new contacts were identified within the last 24 hours from 14 regions.
- Cumulatively, **121 514** contacts have completed their monitoring period, while **140** contacts are lost to follow-up and a total of **21 543 (18%)** contacts of confirmed cases have tested positive.
- Today, **3 510 (69%)** out of **5 065** active contacts were monitored.

PUBLIC HEALTH ACTION (S)

- The COVID-19 vaccination programme is ongoing throughout the country
- The government and development partners continue to prioritize the continuation of essential health services.

CHALLENGES

- Poor adherence to COVID-19 Infection Prevention and Control (IPC) measures by the general public.

RECOMMENDATIONS

- Continue to give awareness on the importance of adhering to COVID-19 IPC measures; with the involvement of the Security Cluster.

APPROVED



 INCIDENT MANAGER
 22 JULY 2021





 SECRETARIAT

For enquiries, please contact

Namibia Public Health Emergency Operations Centre;

 PHEOC@mhss.gov.na

 0800 100 100

 0851 100 100