



## NAMIBIA COVID-19 SITUATION REPORT NO. 492

Outbreak Name	COVID-19 outbreak	Country affected	Namibia
Date & Time	23.07.2021 20h00	Investigation start Date	13 March 2020
Prepared by	Surveillance Team		

### HIGHLIGHTS/SITUATION UPDATE (23/07/2021)

#### CUMULATIVE

Tested 598 497

Confirmed 116 603

Active 20 902

Recoveries 92 879

Vaccinated

1<sup>st</sup> doses 149 579      2<sup>nd</sup> doses 44 925

Death 2 811

#### TOTAL TODAY

Tested 2 412

Confirmed 810

Active 20 902

Recoveries 849

Vaccinated

1<sup>st</sup> doses 2 119      2<sup>nd</sup> doses 1 100

Death 51

- A total of **116 603** cases have been recorded to-date, representing **5%** of the total population (**2 550 226**).
- More female cases **61 628 (53%)** have been recorded compared to male cases **54 975 (47%)**.
- Of the total confirmed cases, **3 943 (3%)** are Health Workers.
  - 3 285 (83%) State; 650 (16%) Private, 8 (0.2%) Non-Governmental Organizations.
  - 3 475 (88) recoveries and 13 (0.3%) deaths.
- The recovery rate now stands at **80%**.
- All fourteen (14) regions have reported confirmed cases; Khomas and Erongo regions reported the highest with **40 462 (35%)** and **17 166 (15%)** respectively.
- Of the total fatalities, **2 568 (91%)** are COVID-19 deaths while **243 (9%)** are COVID-19 related deaths. The case fatality rate now stands at **2.4%**.

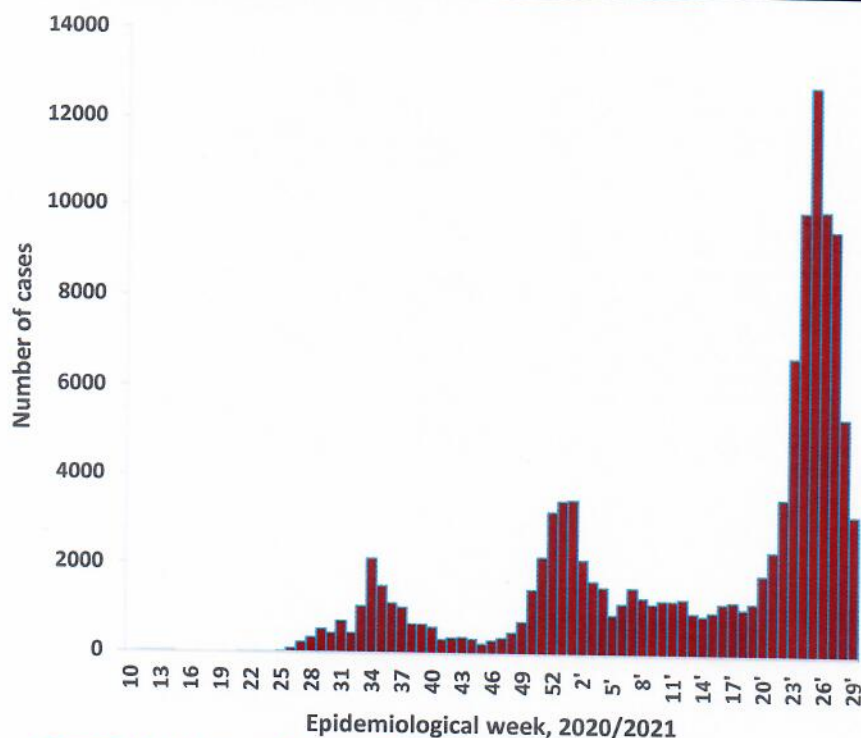
**Table 1: Distribution of confirmed COVID-19 cases by region, 23 July 2021**

Region	Total No. of cases	Active cases	Recoveries	Cumulative Deaths	Cumulative deaths with co-morbidities	Non-COVID deaths	Health Workers
Erongo	17 166	1223	15 580	358	300	5	392
Hardap	7 208	180	6 802	226	146	0	122
Karas	7 077	391	6 551	135	117	0	219
Kavango East	5 247	138	4 974	135	94	0	238
Kavango West	520	94	416	10	8	0	36
Khomas	40 462	14 765	24 919	777	618	1	1 451
Kunene	3 118	234	2 835	49	45	0	82
Ohangwena	3 262	691	2 479	90	62	2	123
Omaheke	3 545	80	3 234	231	164	0	69
Omusati	4 267	525	3 624	118	80	0	147
Oshana	7 812	374	7 193	244	149	1	484
Oshikoto	5 793	187	5 488	116	98	2	273
Otjozondjupa	8 673	1 297	7 128	248	172	0	218
Zambezi	2 453	723	1 656	74	48	0	89
Total	116 603	20 902	92 879	2 811	2 101	11	3 943



**Table 2: The current distribution for hospitalization of confirmed cases by region, 23 July 2021**

Region	Hospitalized confirmed cases	Intensive Care Unit
Erongo	61	16
Hardap	4	0
Kharas	31	2
Kavango East	34	4
Kavango West	0	0
Khomas	202	62
Kunene	20	0
Ohangwena	17	2
Omaheke	14	4
Omusati	24	0
Oshana	63	16
Oshikoto	26	7
Otjzondjupa	35	3
Zambezi	14	0
<b>Total</b>	<b>545</b>	<b>116</b>



➤ The highest peak of **12 787 (11%)** cases was recorded during week 25 of 2021 (Figure 1).

➤ The National Call Center continues operations for 24 hours daily.  
 ➤ Today (23/07/2021), **409** calls were answered including **9** alerts.

**Figure 1: Epi-curve for confirmed COVID-19 cases, 23 July 2021**

**Table 3: Summary of COVID-19 vaccine doses administered, as of 23 July 2021**

Region	Cumulative no. of <b>persons</b> vaccinated with doses of Sinopharm and AstraZeneca		Cumulative no. of <b>Healthcare Workers</b> vaccinated with doses of Sinopharm and AstraZeneca	
	1 <sup>st</sup> doses	2 <sup>nd</sup> doses	1 <sup>st</sup> doses	2 <sup>nd</sup> doses
Erongo	15 668	3 438	833	399
Hardap	6 916	1 790	361	155
Kharas	6 579	2 243	544	182
Kavango East	7 797	2 562	762	316
Kavango West	3 349	779	258	59
Khomas	45 959	13 550	2 807	1 225
Kunene	6 762	1 742	485	319
Ohangwena	8 125	2 338	543	263
Omaheke	6 601	1 625	305	170
Omusati	9 527	2 697	720	355
Oshana	9 339	3 727	1 071	586
Oshikoto	7 157	2 362	564	325
Otjzondjupa	12 936	4 889	623	297
Zambezi	2 864	1 183	375	259
<b>Total</b>	<b>149 579</b>	<b>44 925</b>	<b>10 251</b>	<b>4 910</b>



**Table 4: Number of people in quarantine, 23 July 2021**

Region	Newly quarantined 24 hours	Cumulative number	Number discharged	Number in quarantine now
Erongo	0	6 931	5 873	1 058
Hardap	0	2 771	2 758	13
Kavango (East and West)	0	1 582	1 571	11
Khomas	0	3 651	3 638	13
Kharas	102	9 101	8 091	1 010
Kunene	0	6 079	5 823	256
Ohangwena	0	695	695	0
Omaheke	0	11 586	11 249	337
Omusati	0	2 154	1 871	283
Oshana	0	400	400	0
Oshikoto	93	19 245	18 384	861
Otjozondjupa	0	1 540	1 540	0
Zambezi	0	1 991	1 819	172
<b>Total</b>	<b>195</b>	<b>67 726</b>	<b>63 712</b>	<b>4 014</b>

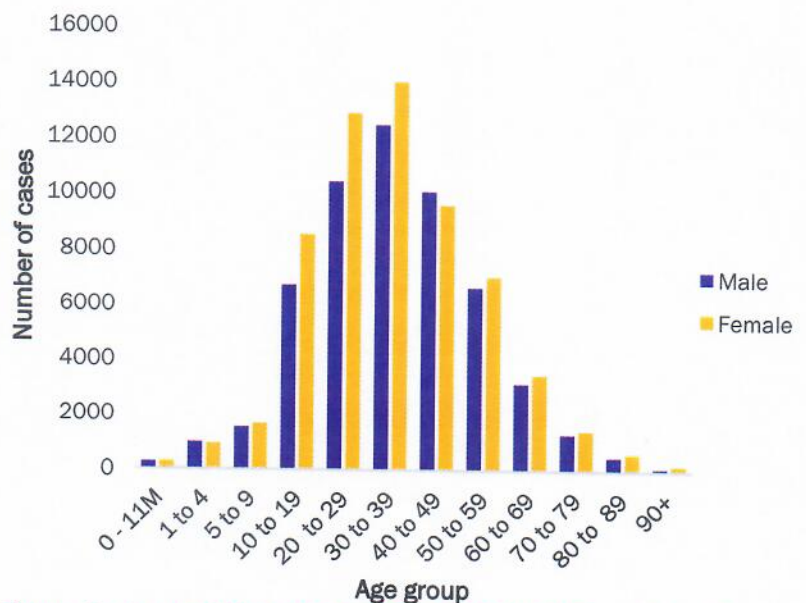
➤ Since March 2020, **67 726** people have been placed into quarantine around the country.

➤ A total of **4 014** people are currently in quarantine, with **195** new admissions.

➤ Of the total confirmed cases, **70 576 (61%)** are in the 20-49 years age-brackets which constitutes the majority of the recorded cases.

➤ A total of **18 591 (16%)** of the confirmed cases are among the 5-19 years category.

➤ The under 5 years age group make up **2 473 (2%)** of the total cases whereas, **11 074 (9%)** are above 60 years of age.



**Figure 2: Age and Sex distribution of COVID-19 confirmed cases 23 July 2021**

**Table 5: COVID-19 specimen recorded at the Laboratories 23 July 2021**

VARIABLES	TOTAL
Total samples received by the Laboratory	598 614
Total samples tested	584 802
Total samples re-tested	13 695
Total positive results	116 603
Total negative results	468 146
Total samples discarded	117
Invalid results	0
Total pending results	46
Indeterminant/Inconclusive	7
Suspected cases in 24 hours (excluding re-tests)	2 389

➤ The laboratory testing capacity has been enhanced; with a total of fourteen (14) laboratories carrying out the testing of samples: NIP (including Oshakati), Path-Care, UNAM Molecular, Central Veterinary Laboratory, Namib Poultry, NAMDEB, NamPath, Namibia Central Pathology, DiagnoLab, High Care, Alpha Medical Laboratory, Des-Jo Medical Test Centre, ProQuest Diagnostic Laboratory and Medlink Laboratory Services.

➤ To date, **598 497** tests (including **13 695** re-tests) have been conducted by authorized laboratories.

➤ Since the beginning of the outbreak, **128 112** contacts of confirmed cases have been identified, **279** new contacts were identified within the last 24 hours from 10 regions.

➤ Cumulatively, **121 715** contacts have completed their monitoring period, while **140** contacts are lost to follow-up and a total of **21 589 (19)** contacts of confirmed cases have tested positive.

➤ Today, **2 268 (44%)** out of **5 143** active contacts were monitored.



### PUBLIC HEALTH ACTION (S)

- The COVID-19 vaccination programme is ongoing throughout the country
- The government and development partners continue to prioritize the continuation of essential health services.


### CHALLENGES

- Non-adherence to COVID-19 Infection Prevention and Control (IPC) measures by the general public.


### RECOMMENDATIONS

- Continue to give awareness on the importance of adhering to COVID-19 IPC measures; with the involvement of the Security Cluster.

APPROVED



INCIDENT MANAGER  
23 JULY 2021





SECRETARIAT

For enquiries, please contact

**Namibia Public Health Emergency Operations Centre;**

 [PHEOC@mhss.gov.na](mailto:PHEOC@mhss.gov.na)

 0800 100 100

 0851 100 100