



NAMIBIA COVID-19 SITUATION REPORT NO. 493

Outbreak Name	COVID-19 outbreak	Country affected	Namibia
Date & Time	24.07.2021 20h00	Investigation start Date	13 March 2020
Prepared by	Surveillance Team		

HIGHLIGHTS/SITUATION UPDATE (24/07/2021)

CUMULATIVE

Tested 599 934

Confirmed 116 964

Active 20 983

Recoveries 93 136

Vaccinated

1st doses 150 106 2nd doses 45 078

Death 2 834

TOTAL TODAY

Tested 1 437

Confirmed 361

Active 20 983

Recoveries 257

Vaccinated

1st doses 527 2nd doses 153

Death 23

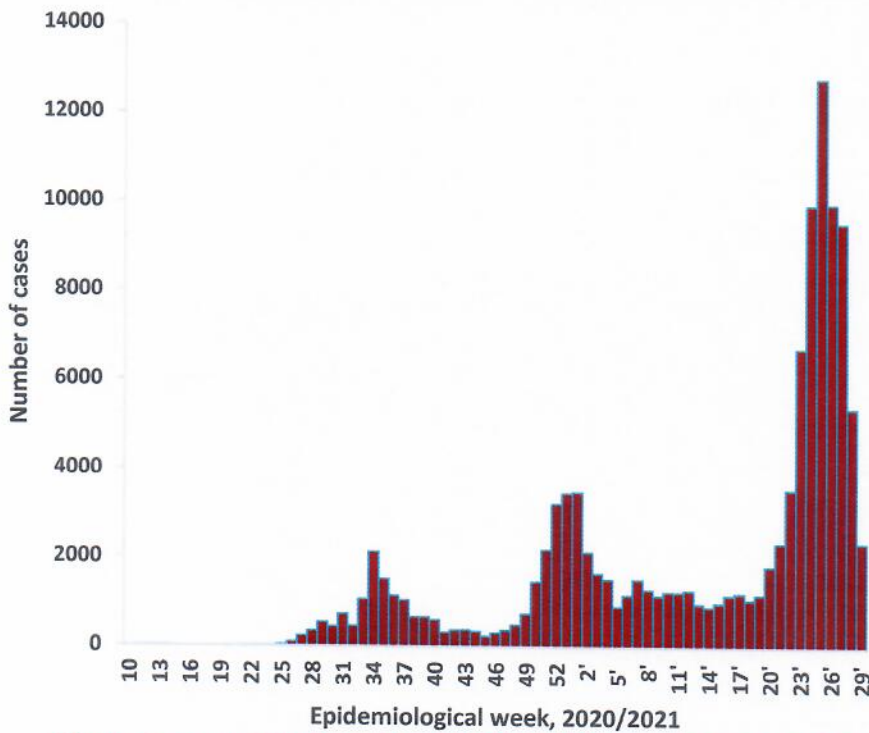
- A total of **116 964** cases have been recorded to-date, representing **5%** of the total population (**2 550 226**).
- More female cases **61 841 (53%)** have been recorded compared to male cases **55 123 (47%)**.
- Of the total confirmed cases, **3 952 (3%)** are Health Workers.
 - 3 294 (83%) State; 650 (16%) Private, 8 (0.2%) Non-Governmental Organizations.
 - 3 475 (88) recoveries and 13 (0.3%) deaths.
- The recovery rate now stands at **80%**.
- All fourteen (14) regions have reported confirmed cases; Khomas and Erongo regions reported the highest with **40 493 (35%)** and **17 210 (15%)** respectively.
- Of the total fatalities, **2 591 (91%)** are COVID-19 deaths while **243 (9%)** are COVID-19 related deaths. The case fatality rate now stands at **2.4%**.

Table 1: Distribution of confirmed COVID-19 cases by region, 24 July 2021

Region	Total No. of cases	Active cases	Recoveries	Cumulative Deaths	Cumulative deaths with co-morbidities	Non-COVID deaths	Health Workers
Erongo	17 210	1 144	15 703	358	300	5	392
Hardap	7 214	155	6 823	236	146	0	122
Karas	7 091	390	6 566	135	117	0	219
Kavango East	5 255	146	4 974	135	94	0	238
Kavango West	535	109	416	10	8	0	36
Khomas	40 493	14 791	24 919	782	623	1	1 451
Kunene	3 134	247	2 835	52	47	0	82
Oshana	3 300	728	2 479	91	63	2	125
Omaheke	3 546	81	3 234	231	164	0	69
Omusati	4 301	517	3 666	118	80	0	147
Oshana	7 834	396	7 193	244	149	1	484
Oshikoto	5 824	218	5 488	116	98	2	277
Otjozondjupa	8 700	1 291	7 161	248	172	0	218
Zambezi	2 527	770	1 679	78	51	0	92
Total	116 964	20 983	93 136	2 834	2 112	11	3 952

Table 2: The current distribution for hospitalization of confirmed cases by region, 24 July 2021

Region	Hospitalized confirmed cases	Intensive Care Unit
Erongo	61	16
Hardap	4	0
Kharas	31	2
Kavango East	20	1
Kavango West	0	0
Khomas	186	62
Kunene	20	0
Ohangwena	17	2
Omaheke	14	4
Omusati	24	0
Oshana	63	16
Oshikoto	26	7
Otjozondjupa	36	3
Zambezi	14	0
Total	516	113



➤ The highest peak of **12 787 (11%)** cases was recorded during week 25 of 2021 (Figure 1).

➤ The National Call Center continues operations for 24 hours daily.
 ➤ Today (24/07/2021), **489** calls were answered including **7** alerts.

Figure 1: Epi-curve for confirmed COVID-19 cases, 24 July 2021

Table 3: Summary of COVID-19 vaccine doses administered, as of 24 July 2021

Region	Cumulative no. of persons vaccinated with doses of Sinopharm and AstraZeneca		Cumulative no. of Healthcare Workers vaccinated with doses of Sinopharm and AstraZeneca	
	1 st doses	2 nd doses	1 st doses	2 nd doses
Erongo	15 747	3 455	835	400
Hardap	6 916	1 790	361	155
Kharas	6 579	2 243	544	182
Kavango East	7 797	2 562	762	316
Kavango West	3 349	779	258	59
Khomas	46 403	13 678	2 817	1 231
Kunene	6 762	1 742	485	319
Ohangwena	8 125	2 338	543	263
Omaheke	6 601	1 625	305	170
Omusati	9 527	2 697	720	355
Oshana	9 339	3 727	1 071	586
Oshikoto	7 157	2 362	564	325
Otjozondjupa	12 936	4 889	623	297
Zambezi	2 868	1 191	381	261
Total	150 106	45 078	10269	4919

Table 4: Number of people in quarantine, 24 July 2021

Region	Newly quarantined 24 hours	Cumulative number	Number discharged	Number in quarantine now
Erongo	0	6 931	5 899	1 032
Hardap	0	2 771	2 758	13
Kavango (East and West)	0	1 582	1 571	11
Khomas	0	3 651	3 638	13
Kharas	0	9 101	8 091	1 010
Kunene	0	6 079	5 823	256
Ohangwena	0	695	695	0
Omaheke	0	11 586	11 249	337
Omusati	0	2 154	1 871	283
Oshana	0	400	400	0
Oshikoto	0	19 245	18 384	861
Otjozondjupa	0	1 540	1 540	0
Zambezi	0	1 991	1 819	172
Total	0	67 726	63 738	3 988

➤ Since March 2020, **67 726** people have been placed into quarantine around the country.

➤ A total of **3 988** people are currently in quarantine, with **0** new admissions.

➤ Of the total confirmed cases, **70 672 (60%)** are in the 20-49 years age-brackets which constitutes the majority of the recorded cases.

➤ A total of **18 631 (16%)** of the confirmed cases are among the 5-19 years category.

➤ The under 5 years age group make up **2 491 (2%)** of the total cases whereas, **11 142 (10%)** are above 60 years of age.

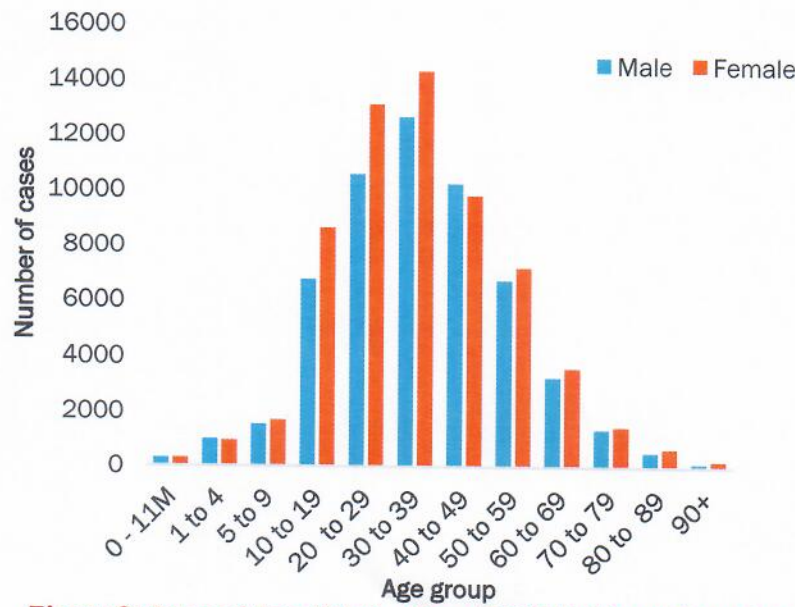


Figure 2: Age and Sex distribution of COVID-19 confirmed cases 24 July 2021

Table 5: COVID-19 specimen recorded at the Laboratories 24 July 2021

VARIABLES	TOTAL
Total samples received by the Laboratory	600 051
Total samples tested	586 223
Total samples re-tested	13 711
Total positive results	116 964
Total negative results	469 206
Total samples discarded	117
Invalid results	0
Total pending results	46
Indeterminant/Inconclusive	7
Suspected cases in 24 hours (excluding re-tests)	1 421

➤ The laboratory testing capacity has been enhanced; with a total of fourteen (14) laboratories carrying out the testing of samples: NIP (including Oshakati), Path-Care, UNAM Molecular, Central Veterinary Laboratory, Namib Poultry, NAMDEB, NamPath, Namibia Central Pathology, DiagnoLab, High Care, Alpha Medical Laboratory, Des-Jo Medical Test Centre, ProQuest Diagnostic Laboratory and Medlink Laboratory Services.

➤ To date, **599 934** tests (including **13 711** re-tests) have been conducted by authorized laboratories.

➤ Since the beginning of the outbreak, **128 144** contacts of confirmed cases have been identified, **32** new contacts were identified within the last 24 hours from 8 regions.

➤ Cumulatively, **121 796** contacts have completed their monitoring period, while **140** contacts are lost to follow-up and a total of **21 605 (18%)** contacts of confirmed cases have tested positive.

➤ Today, **593 (12%)** out of **5 094** active contacts were monitored.

PUBLIC HEALTH ACTION (S)

- The COVID-19 vaccination programme is ongoing throughout the country
- The government and development partners continue to prioritize the continuation of essential health services.

CHALLENGES

- Non-adherence to COVID-19 Infection Prevention and Control (IPC) measures by the general public.

RECOMMENDATIONS


- Continue to give awareness on the importance of adhering to COVID-19 IPC measures; with the involvement of the Security Cluster.


APPROVED



 INCIDENT MANAGER
 24 JULY 2021


 SECRETARIAT

For enquiries, please contact
Namibia Public Health Emergency Operations Centre;

 PHEOC@mhss.gov.na

 0800 100 100

 0851 100 100