



NAMIBIA COVID-19 SITUATION REPORT NO. 495

Outbreak Name	COVID-19 outbreak	Country affected	Namibia
Date & Time	26.07.2021 20h00	Investigation start Date	13 March 2020
Prepared by	Surveillance Team		

HIGHLIGHTS/SITUATION UPDATE (26/07/2021)

CUMULATIVE	TOTAL TODAY
Tested 603 585*	Tested 1 155
Confirmed 117 570	Confirmed 277
Active 20 701	Active 20 701
Recoveries 93 931	Recoveries 423
Vaccinated 1 st doses 154 350 2 nd doses 46 344	Vaccinated 1 st doses 3 109 2 nd doses 996
Death 2 927	Death 56

*Kindly note, extra 850 negative tests were added

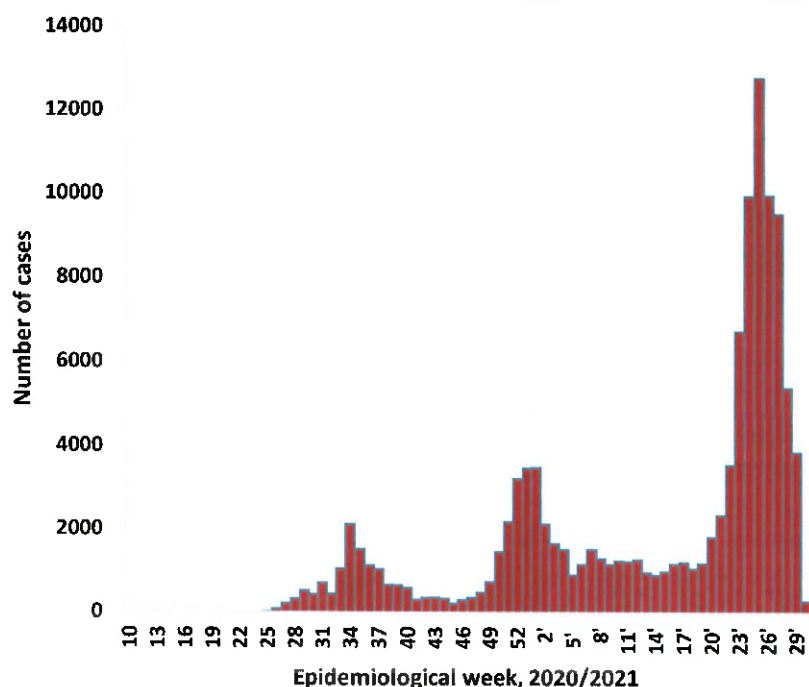
- A total of **117 570** cases have been recorded to-date, representing **5%** of the total population (**2 550 226**).
- More female cases **62 169 (53%)** have been recorded compared to male cases **55 401 (47%)**.
- Of the total confirmed cases, **3 973 (3%)** are Health Workers.
 - 3 314 (83%) State; 651 (16%) Private, 8 (0.2%) Non-Governmental Organizations.
 - 3 769 (95%) recoveries and 13 (0.3%) deaths.
- The recovery rate now stands at **80%**.
- All fourteen (14) regions have reported confirmed cases; Khomas and Erongo regions reported the highest with **40 581 (35%)** and **17 268 (15%)** respectively.
- Of the total fatalities, **2 674 (91%)** are COVID-19 deaths while **253 (9%)** are COVID-19 related deaths. The case fatality rate now stands at **2.5%**.

Table 1: Distribution of confirmed COVID-19 cases by region, 26 July 2021

Region	Total No. of cases	Active cases	Recoveries	Cumulative Deaths	Cumulative deaths with co-morbidities	Non-COVID deaths	Health Workers
Erongo	17 268	1 061	15 833	369	309	5	392
Hardap	7 219	153	6 823	243	149	0	122
Kharas	7 123	364	6 624	135	117	0	220
Kavango East	5 288	128	5 013	147	99	0	239
Kavango West	542	52	479	11	9	0	36
Khomas	40 581	14 787	25 002	791	625	1	1 455
Kunene	3 175	244	2 874	57	51	0	84
Ohangwena	3 326	751	2 479	94	63	2	125
Omaheke	3 550	1	3 318	231	164	0	69
Omusati	4 341	477	3 734	130	89	0	150
Oshana	7 968	519	7 193	255	153	1	485
Oshikoto	5 903	278	5 488	135	115	2	282
Otjozondjupa	8 726	1 215	7 260	251	172	0	218
Zambezi	2 560	671	1 811	78	51	0	96
Total	117 570	20 701	93 931	2 927	2 166	11	3 973

Table 2: The current distribution for hospitalization of confirmed cases by region, 26 July 2021

Region	Hospitalized confirmed cases	Intensive Care Unit
Erongo	42	12
Hardap	5	0
Kharas	30	3
Kavango East	20	1
Kavango West	0	0
Khomas	180	43
Kunene	48	0
Ohangwena	18	0
Omaheke	8	4
Omusati	18	0
Oshana	65	15
Oshikoto	33	1
Otjozondjupa	26	0
Zambezi	13	0
Total	506	79



➤ The highest peak of **12 787 (11%)** cases was recorded during week 25 of 2021 (Figure 1).

➤ The National Call Center continues operations for 24 hours daily.
 ➤ Today (26/07/2021), **453** calls were answered including **7** alerts.

Figure 1: Epi-curve for confirmed COVID-19 cases, 26 July 2021

Table 3: Summary of COVID-19 vaccine doses administered, as of 26 July 2021

Region	Cumulative no. of persons vaccinated with doses of Sinopharm and AstraZeneca		Cumulative no. of Healthcare Workers vaccinated with doses of Sinopharm and AstraZeneca	
	1 st doses	2 nd doses	1 st doses	2 nd doses
Erongo	15 942	3 472	837	403
Hardap	7 290	1 808	363	155
Kharas	6 708	2 352	547	185
Kavango East	8 126	2 619	768	324
Kavango West	3 426	786	258	59
Khomas	47 123	13 993	2 852	1 248
Kunene	7 182	1 787	489	321
Ohangwena	8 503	2 435	558	265
Omaheke	6 705	1 629	306	170
Omusati	10 188	2 909	726	374
Oshana	9 632	3 840	1 077	590
Oshikoto	7 485	2 478	568	328
Otjozondjupa	13 118	5 017	625	298
Zambezi	2 922	1 219	383	262
Total	154 350	46 344	10 357	4 982

Table 4: Number of people in quarantine, 26 July 2021

Region	Newly quarantined 24 hours	Cumulative number	Number discharged	Number in quarantine now
Erongo	0	6 931	5 899	1 032
Hardap	0	2 773	2 763	10
Kavango (East and West)	1	1 587	1 578	9
Khomas	0	3 651	3 640	11
Kharas	32	9 135	8 251	884
Kunene	0	6 079	5 823	256
Ohangwena	0	695	695	0
Omaheke	49	11 973	11 830	143
Omusati	34	2 188	1 915	273
Oshana	0	400	400	0
Oshikoto	104	19 349	18 498	851
Otjozondjupa	0	1 540	1 540	0
Zambezi	0	1 991	1 819	172
Total	220	68 292	64 651	3 641

➤ Since March 2020, **68 292** people have been placed into quarantine around the country.

➤ A total of **3 641** people are currently in quarantine, with **220** new admissions.

➤ Of the total confirmed cases, **71 090 (60%)** are in the 20-49 years age-brackets which constitutes the majority of the recorded cases.

➤ A total of **18 702 (16%)** of the confirmed cases are among the 5-19 years category.

➤ The under 5 years age group make up **2 511 (2%)** of the total cases whereas, **11 251 (10%)** are above 60 years of age.

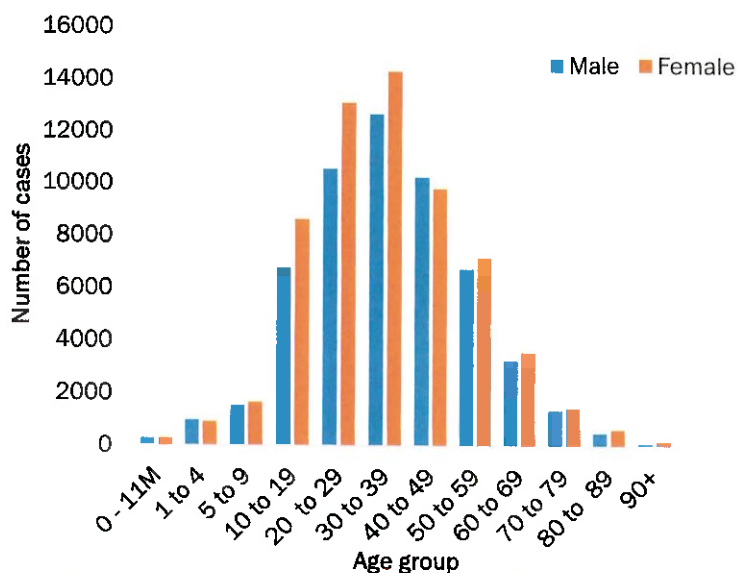


Figure 2: Age and Sex distribution of COVID-19 confirmed cases 26 July 2021

Table 5: COVID-19 specimen recorded at the Laboratories 26 July 2021

VARIABLES	TOTAL
Total samples received by the Laboratory	603 702
Total samples tested	589 844
Total samples re-tested	13 741
Total positive results	117 570
Total negative results	472 220
Total samples discarded	117
Invalid results	0
Total pending results	46
Indeterminant/Inconclusive	8
Suspected cases in 24 hours (excluding re-tests)	1 141

➤ The laboratory testing capacity has been enhanced; with a total of fourteen (14) laboratories carrying out the testing of samples: NIP (including Oshakati), Path-Care, UNAM Molecular, Central Veterinary Laboratory, Namib Poultry, NAMDEB, NamPath, Namibia Central Pathology, DiagnoLab, High Care, Alpha Medical Laboratory, Des-Jo Medical Test Centre, ProQuest Diagnostic Laboratory and Medlink Laboratory Services.

➤ To date, **603 585** tests (including **13 741** re-tests) have been conducted by authorized laboratories.

➤ Since the beginning of the outbreak, **128 866** contacts of confirmed cases have been identified, **651** new contacts were identified within the last 24 hours from 12 regions.

➤ Cumulatively, **123 606** contacts have completed their monitoring period, while **140** contacts are lost to follow-up and a total of **21 865 (19%)** contacts of confirmed cases have tested positive.

➤ Today, **838 (22%)** out of **3 892** active contacts were monitored.

PUBLIC HEALTH ACTION (S)

- The COVID-19 vaccination programme is ongoing throughout the country
- The government and development partners continue to prioritize the continuation of essential health services.

CHALLENGES

- Poor adherence to COVID-19 Infection Prevention and Control (IPC) measures by the general public.

RECOMMENDATIONS

- Continue to give awareness on the importance of adhering to COVID-19 IPC measures; with the involvement of the Security Cluster.

APPROVED




INCIDENT MANAGER
26 JULY 2021




SECRETARIAT

For enquiries, please contact
Namibia Public Health Emergency Operations Centre;

 PHEOC@mhss.gov.na

 0800 100 100

 0851 100 100