



NAMIBIA COVID-19 SITUATION REPORT NO. 496

Outbreak Name	COVID-19 outbreak	Country affected	Namibia
Date & Time	27.07.2021 20h00	Investigation start Date	13 March 2020
Prepared by	Surveillance Team		

HIGHLIGHTS/SITUATION UPDATE (27/07/2021)

CUMULATIVE	TOTAL TODAY
Tested 606 241*	Tested 1 806
Confirmed 117 896	Confirmed 326
Active 20 503	Active 20 503
Recoveries 94 412	Recoveries 481
Vaccinated 1 st doses 156 942 2 nd doses 47 161	Vaccinated 1 st doses 2 592 2 nd doses 817
Death 2 970	Death 43

* Kindly note, extra 850 negative tests were added

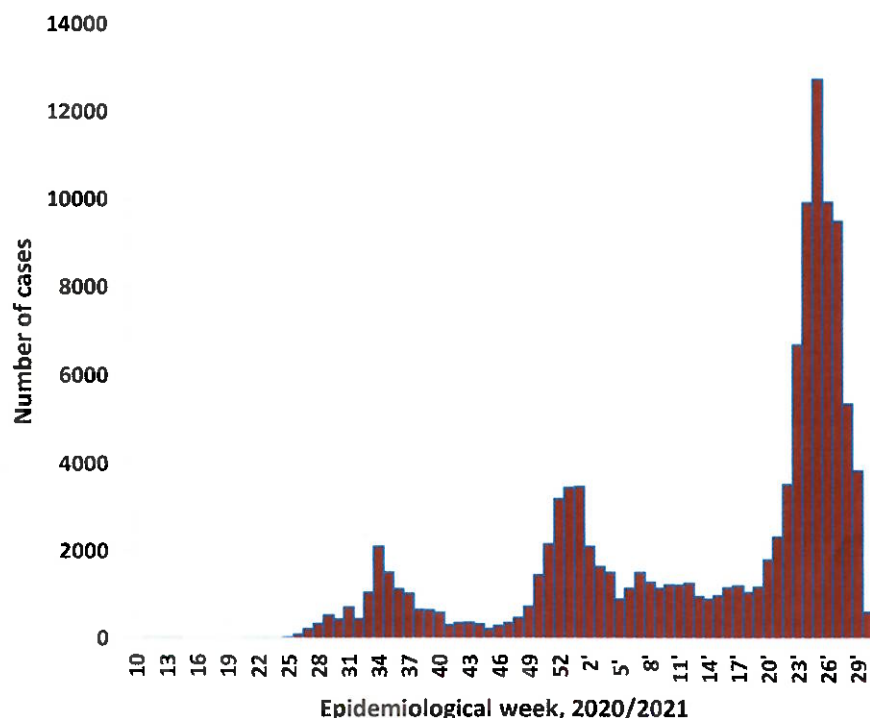
- A total of **117 896** cases have been recorded to-date, representing **5%** of the total population (**2 550 226**).
- More female cases **62 346 (53%)** have been recorded compared to male cases **55 550 (47%)**.
- Of the total confirmed cases, **3 986 (3%)** are Health Workers.
 - 3 325 (83%) State; 653 (16%) Private, 8 (0.2%) Non-Governmental Organizations.
 - 3 769 (95%) recoveries and 13 (0.3%) deaths.
- The recovery rate now stands at **80%**.
- All fourteen (14) regions have reported confirmed cases; Khomas and Erongo regions reported the highest with **40 639 (34%)** and **17 291 (15%)** respectively.
- Of the total fatalities, **2 710 (91%)** are COVID-19 deaths while **260 (9%)** are COVID-19 related deaths. The case fatality rate now stands at **2.5%**.

Table 1: Distribution of confirmed COVID-19 cases by region, 27 July 2021

Region	Total No. of cases	Active cases	Recoveries	Cumulative Deaths	Cumulative deaths with co-morbidities	Non-COVID deaths	Health Workers
Erongo	17 291	1 076	15 833	377	317	5	392
Hardap	7 229	117	6 865	247	152	0	122
Karas	7 160	398	6 627	135	117	0	220
Kavango East	5 292	131	5 013	148	100	0	239
Kavango West	542	52	479	11	9	0	36
Khomas	40 639	14 842	25 002	794	626	1	1 457
Kunene	3 197	264	2 874	59	53	0	84
Ohangwena	3 331	756	2 479	94	63	2	125
Omaheke	3 561	12	3 318	231	164	0	69
Omusati	4 364	403	3 823	138	94	0	151
Oshana	8 023	566	7 193	263	159	1	493
Oshikoto	5 909	4	5 765	138	117	2	282
Otjozondjupa	8 773	1 235	7 281	257	175	0	219
Zambezi	2 585	647	1 860	78	51	0	97
Total	117 896	20 503	94 412	2 970	2 197	11	3 986

Table 2: The current distribution for hospitalization of confirmed cases by region, 27 July 2021

Region	Hospitalized confirmed cases	Intensive Care Unit
Erongo	41	11
Hardap	5	0
Kharas	30	3
Kavango East	19	1
Kavango West	0	0
Khomas	161	43
Kunene	48	0
Ohangwena	16	0
Omaheke	7	4
Omusati	18	0
Oshana	65	15
Oshikoto	27	7
Otjozondjupa	13	0
Zambezi	10	0
Total	460	80



➤ The highest peak of **12 787 (11%)** cases was recorded during week 25 of 2021 (Figure 1).

➤ The National Call Center continues operations for 24 hours daily.
 ➤ Today (27/07/2021), **474** calls were answered including **6** alerts.

Figure 1: Epi-curve for confirmed COVID-19 cases, 27 July 2021

Table 3: Summary of COVID-19 vaccine doses administered, as of 27 July 2021

Region	Cumulative no. of persons vaccinated with doses of Sinopharm and AstraZeneca		Cumulative no. of Healthcare Workers vaccinated with doses of Sinopharm and AstraZeneca	
	1 st doses	2 nd doses	1 st doses	2 nd doses
Erongo	16 138	3 537	837	405
Hardap	7 689	1 872	363	157
Kharas	6 779	2 416	551	187
Kavango East	8 126	2 619	768	324
Kavango West	3 462	791	263	60
Khomas	47 747	14 176	2 867	1257
Kunene	7 375	1 830	491	324
Ohangwena	8 745	2 485	569	266
Omaheke	6 832	1 636	307	170
Omusati	10 385	2 969	729	379
Oshana	9 857	3 913	1 080	595
Oshikoto	7 576	2 550	574	336
Otjozondjupa	13 275	5 125	626	299
Zambezi	2 956	1 242	387	264
Total	156 942	47 161	10 412	5023

Table 4: Number of people in quarantine, 27 July 2021

Region	Newly quarantined 24 hours	Cumulative number	Number discharged	Number in quarantine now
Erongo	0	6 931	5 899	1 032
Hardap	0	2 773	2 764	9
Kavango (East and West)	5	1 592	1 578	14
Khomas	0	3 651	3 640	11
Kharas	22	9 157	8 280	877
Kunene	0	6 079	5 823	256
Oshana	0	695	695	0
Omaheke	65	12 038	11 844	194
Omusati	22	2 210	1 915	295
Oshana	0	400	400	0
Oshikoto	216	19 565	18 855	710
Otjozondjupa	0	1 540	1 540	0
Zambezi	0	1 991	1 819	172
Total	330	68 622	65 052	3 570

➤ Since March 2020, **68 622** people have been placed into quarantine around the country.

➤ A total of **3 570** people are currently in quarantine, with **330** new admissions.

➤ Of the total confirmed cases, **71 247 (60%)** are in the 20-49 years age-brackets which constitutes the majority of the recorded cases.

➤ A total of **18 731 (16%)** of the confirmed cases are among the 5-19 years category.

➤ The under 5 years age group make up **2 519 (2%)** of the total cases whereas, **11 333 (10%)** are above 60 years of age.

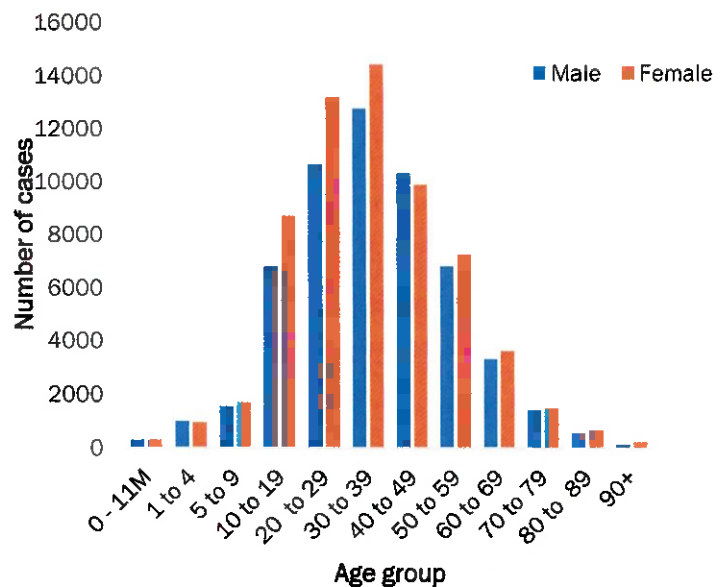


Figure 2: Age and Sex distribution of COVID-19 confirmed cases 27 July 2021

Table 5: COVID-19 specimen recorded at the Laboratories 27 July 2021

VARIABLES	TOTAL
Total samples received by the Laboratory	606 358
Total samples tested	592 475
Total samples re-tested	13 766
Total positive results	117 896
Total negative results	474 523
Total samples discarded	117
Invalid results	0
Total pending results	46
Indeterminant/Inconclusive	10
Suspected cases in 24 hours (excluding re-tests)	1 781

➤ The laboratory testing capacity has been enhanced; with a total of fourteen (14) laboratories carrying out the testing of samples: NIP (including Oshakati), Path-Care, UNAM Molecular, Central Veterinary Laboratory, Namib Poultry, NAMDEB, NamPath, Namibia Central Pathology, DiagnoLab, High Care, Alpha Medical Laboratory, Des-Jo Medical Test Centre, ProQuest Diagnostic Laboratory and Medlink Laboratory Services.

➤ To date, **606 358** tests (including **13 766** re-tests) have been conducted by authorized laboratories.

➤ Since the beginning of the outbreak, **129 274** contacts of confirmed cases have been identified, **408** new contacts were identified within the last 24 hours from 12 regions.

➤ Cumulatively, **124 456** contacts have completed their monitoring period, while **140** contacts are lost to follow-up and a total of **21 968 (19%)** contacts of confirmed cases have tested positive.

➤ Today, **485 (14%)** out of **3 539** active contacts were monitored.

PUBLIC HEALTH ACTION (S)

- The COVID-19 vaccination programme is ongoing throughout the country
- The government and development partners continue to prioritize the continuation of essential health services.

CHALLENGES


- Poor adherence to COVID-19 Infection Prevention and Control (IPC) measures by the general public.

RECOMMENDATIONS

- Continue to give awareness on the importance of adhering to COVID-19 IPC measures; with the involvement of the Security Cluster.

APPROVED


INCIDENT MANAGER
27 JULY 2021




SECRETARIAT

For enquiries, please contact
Namibia Public Health Emergency Operations Centre;

 PHEOC@mhss.gov.na

 0800 100 100

 0851 100 100