



NAMIBIA COVID-19 SITUATION REPORT NO. 498

Outbreak Name	COVID-19 outbreak	Country affected	Namibia
Date & Time	29.07.2021 20h00	Investigation start Date	13 March 2020
Prepared by	Surveillance Team		

HIGHLIGHTS/SITUATION UPDATE (29/07/2021)

CUMULATIVE		TOTAL TODAY	
Tested 612 377		Tested 2 343	
Confirmed 118 922		Confirmed 493	
Active 20 617		Active 20 617	
Recoveries 95 250		Recoveries 694	
Vaccinated		Vaccinated	
1 st doses 162 596	2 nd doses 48 814	1 st doses 2 715	2 nd doses 745
Deaths 3 044		Deaths 45	

* Kindly note, extra 850 negative tests were added

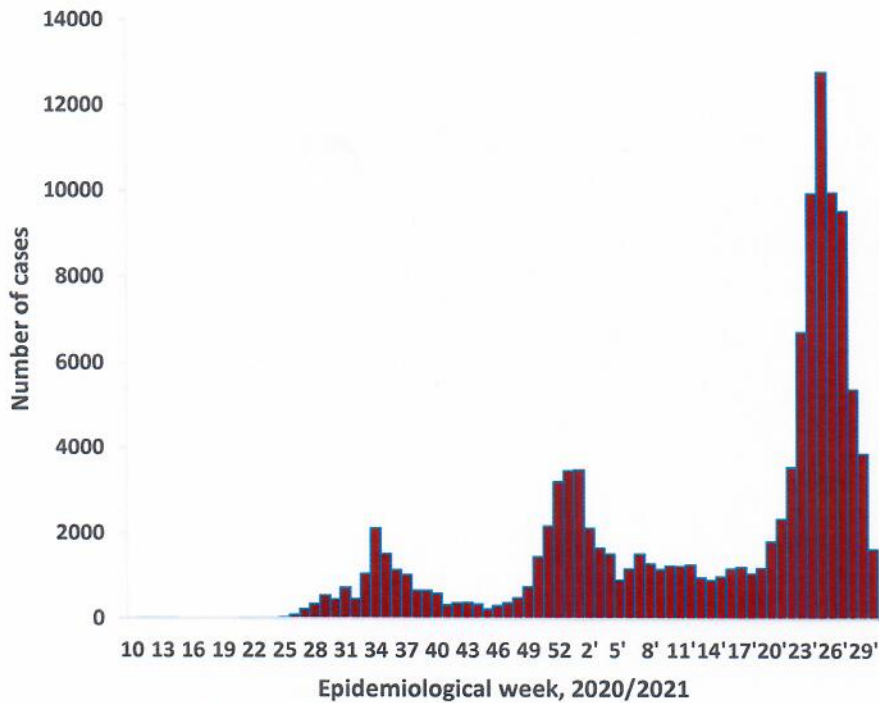
- A total of **118 922** cases have been recorded to-date, representing **5%** of the total population (**2 550 226**).
- More female cases **62 892 (53%)** have been recorded compared to male cases **56 030 (47%)**.
- Of the total confirmed cases, **4 018 (3%)** are Health Workers.
 - 3 357 (84%) State; 653 (16%) Private, 8 (0.2%) Non-Governmental Organizations.
 - 3 769 (94%) recoveries and 13 (0.3%) deaths.
- The recovery rate now stands at **80%**.
- All fourteen (14) regions have reported confirmed cases; Khomas and Erongo regions reported the highest with **40 736 (34%)** and **17 472 (15%)** respectively.
- Of the total fatalities, **2 779 (91%)** are COVID-19 deaths while **265 (9%)** are COVID-19 related deaths. The case fatality rate now stands at **2.5%**.

Table 1: Distribution of confirmed COVID-19 cases by region, 29 July 2021

Region	Total No. of cases	Active cases	Recoveries	Cumulative Deaths	Cumulative deaths with co-morbidities	Non-COVID deaths	Health Workers
Erongo	17 472	1 200	15 884	383	321	5	393
Hardap	7 254	113	6 894	247	152	0	122
Kharas	7 215	399	6 681	135	121	0	221
Kavango East	5 330	107	5 058	165	109	0	241
Kavango West	550	55	484	11	9	0	38
Khomas	40 736	14 930	25 002	803	630	1	1 461
Kunene	3 235	131	3 039	65	56	0	85
Ohangwena	3 419	561	2 752	104	69	2	129
Omaheke	3 569	4	3 330	235	167	0	69
Omusati	4 482	412	3 926	144	98	0	157
Oshana	8 118	650	7 193	274	163	1	499
Oshikoto	6 053	146	5 765	140	118	2	284
Otjozondjupa	8 836	1 211	7 368	257	175	0	219
Zambezi	2 653	698	1 874	81	54	0	100
Total	118 922	20 617	95 250	3 044	2 242	11	4 018

Table 2: The current distribution for hospitalization of confirmed cases by region, 29 July 2021

Region	Hospitalized confirmed cases	Intensive Care Unit
Erongo	37	14
Hardap	5	0
Kharas	29	2
Kavango East	20	1
Kavango West	0	0
Khomas	145	44
Kunene	43	0
Ohangwena	23	0
Omaheke	4	0
Omusati	21	0
Oshana	67	14
Oshikoto	21	10
Otjozondjupa	17	0
Zambezi	8	0
Total	440	85



➤ The highest peak of **12 787 (11%)** cases was recorded during week 25 of 2021 (Figure 1).

➤ The National Call Center continues operations for 24 hours daily.
 ➤ Today (29/07/2021), **595** calls were answered including **8** alerts.

Figure 1: Epi-curve for confirmed COVID-19 cases, 29 July 2021

Table 3: Summary of COVID-19 vaccine doses administered, as of 29 July 2021

Region	Cumulative no. of persons vaccinated with doses of Sinopharm and AstraZeneca		Cumulative no. of Healthcare Workers vaccinated with doses of Sinopharm and AstraZeneca	
	1 st doses	2 nd doses	1 st doses	2 nd doses
Erongo	16 610	3 813	838	423
Hardap	8 368	1 929	365	158
Kharas	7 078	2 543	552	187
Kavango East	8 595	2 749	774	336
Kavango West	3 523	817	263	61
Khomas	48 725	14 421	2 909	1 261
Kunene	7 754	1 876	493	324
Ohangwena	9 411	2 583	587	270
Omaheke	7 183	1 673	307	170
Omusati	10 701	3 082	731	380
Oshana	10 247	4 037	1 092	600
Oshikoto	7 787	2 672	583	343
Otjozondjupa	13 606	5 326	633	305
Zambezi	3 008	1 293	392	266
Total	162 596	48 814	10 519	5 084

Table 4: Number of people in quarantine, 29 July 2021

Region	Newly quarantined 24 hours	Cumulative number	Number discharged	Number in quarantine now
Erongo	0	6 931	5 899	1 032
Hardap	6	2 779	2 774	5
Kavango (East and West)	0	1 592	1 582	10
Khomas	1	3 652	3 640	12
Kharas	0	9 157	8 280	877
Kunene	0	6 079	5 823	256
Ohangwena	0	695	695	0
Omaheke	50	12 168	12 121	47
Omusati	0	2 231	1 951	280
Oshana	0	400	400	0
Oshikoto	79	19 743	19 103	640
Otjozondjupa	0	1 540	1 540	0
Zambezi	0	1 991	1 824	167
Total	136	68 958	65 632	3 326

➤ Since March 2020, **68 958** people have been placed into quarantine around the country.

➤ A total of **3 326** people are currently in quarantine, with **136** new admissions.

➤ Of the total confirmed cases, **71 791 (60%)** are in the 20-49 years age-brackets which constitutes the majority of the recorded cases.

➤ A total of **18 823 (16%)** of the confirmed cases are among the 5-19 years category.

➤ The under 5 years age group make up **2 559 (2%)** of the total cases whereas, **11 550 (10%)** are above 60 years of age.

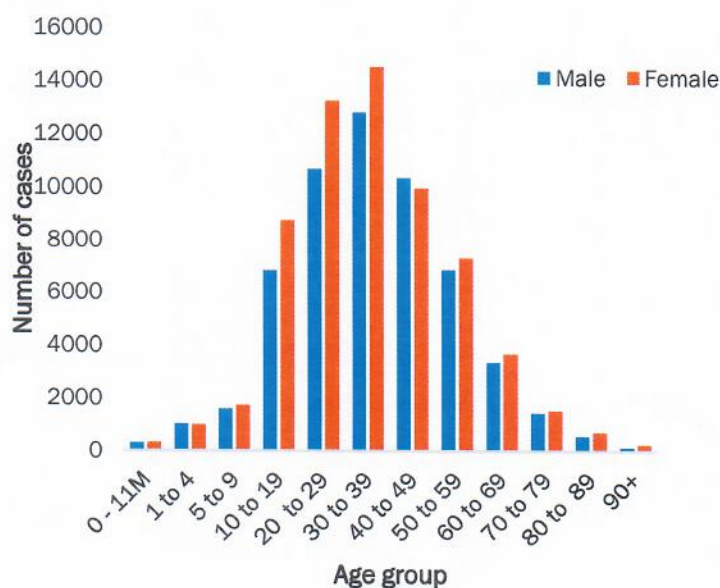


Figure 2: Age and Sex distribution of COVID-19 confirmed cases 29 July 2021

Table 5: COVID-19 specimen recorded at the Laboratories 29 July 2021

VARIABLES	TOTAL
Total samples received by the Laboratory	612 494
Total samples tested	598 583
Total samples re-tested	13 794
Total positive results	118 922
Total negative results	479 605
Total samples discarded	117
Invalid results	0
Total pending results	46
Indeterminant/Inconclusive	10
Suspected cases in 24 hours (excluding re-tests)	2 331

➤ The laboratory testing capacity has been enhanced; with a total of fourteen (14) laboratories carrying out the testing of samples: NIP (including Oshakati), Path-Care, UNAM Molecular, Central Veterinary Laboratory, Namib Poultry, NAMDEB, NamPath, Namibia Central Pathology, DiagnoLab, High Care, Alpha Medical Laboratory, Des-Jo Medical Test Centre, ProQuest Diagnostic Laboratory and Medlink Laboratory Services.

➤ To date, **612 377** tests (including **13 794** re-tests) have been conducted by authorized laboratories.

➤ Since the beginning of the outbreak, **130 138** contacts of confirmed cases have been identified, **669** new contacts were identified within the last 24 hours from 12 regions.

➤ Cumulatively, **125 837** contacts have completed their monitoring period, while **140** contacts are lost to follow-up and a total of **22 285 (19%)** contacts of confirmed cases have tested positive.

➤ Today, **1934 (65%)** out of **2983** active contacts were monitored.

PUBLIC HEALTH ACTION (S)

- The COVID-19 vaccination programme is ongoing throughout the country
- The government and development partners continue to prioritize the continuation of essential health services.

CHALLENGES

- Poor adherence to COVID-19 Infection Prevention and Control (IPC) measures by the general public.

RECOMMENDATIONS

- Continue to give awareness on the importance of adhering to COVID-19 IPC measures; with the involvement of the Security Cluster.

APPROVED



 INCIDENT MANAGER
 29 JULY 2021



 SECRETARIAT

For enquiries, please contact

Namibia Public Health Emergency Operations Centre;

 PHEOC@mhss.gov.na

 0800 100 100

 0851 100 100