



NAMIBIA COVID-19 SITUATION REPORT NO. 505

| | | | |
|---------------|---------------------|--------------------------|---------------|
| Outbreak Name | COVID-19 outbreak | Country affected | Namibia |
| Date & Time | 05.08.2021 20h00 | Investigation start Date | 13 March 2020 |
| Prepared by | Surveillance Team | | |

HIGHLIGHTS/SITUATION UPDATE (05/08/2021)

| CUMULATIVE | TOTAL TODAY |
|---|--|
| Tested 624 088 | Tested 1 733 |
| Confirmed 120 814 | Confirmed 319 |
| Active 18 566 | Active 18 566 |
| Recoveries 99 055 | Recoveries 677 |
| Vaccinated 1 st doses 173 428 2 nd doses 52 681 | Vaccinated 1 st doses 1 929 2 nd doses 853 |
| Deaths 3 182 | Deaths 24 |

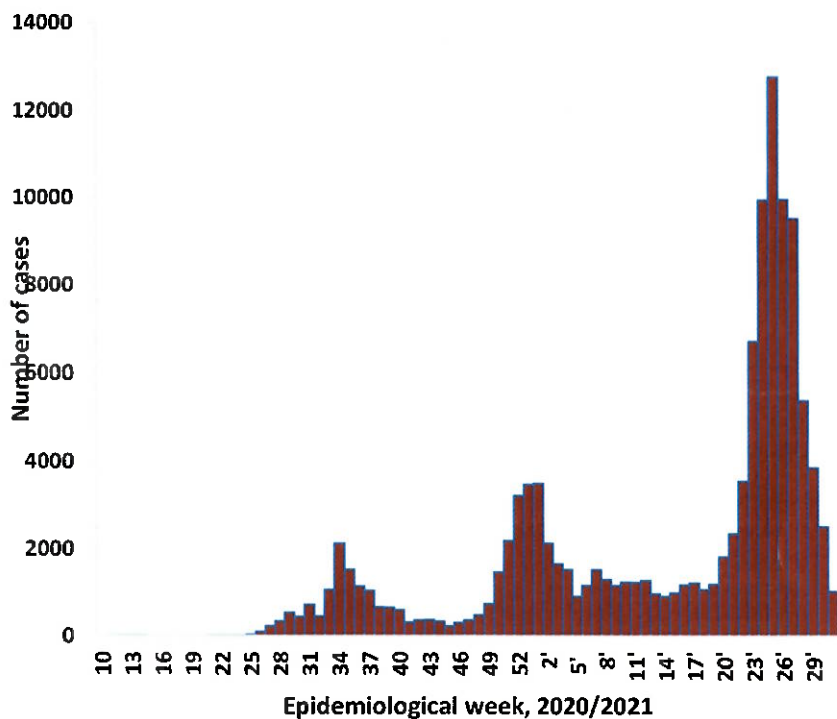
- A total of **120 814** cases have been recorded to-date, representing **5%** of the total population (**2 550 226**).
- More female cases **63 936 (53%)** have been recorded.
- Of the total confirmed cases, **4 145 (3%)** are Health Workers.
 - 3 433 (82%) State; 704 (17%) Private, 8 (0.2%) Non-Governmental Organizations.
 - 3 769 (91%) recoveries and 13 (0.3%) deaths.
- The recovery rate now stands at **82%**.
- All fourteen (14) regions have reported confirmed cases; Khomas and Erongo regions reported the highest with **40 974 (34%)** and **17 712 (15%)** respectively.
- Of the total fatalities, **2 907 (91%)** are COVID-19 deaths while **275 (9%)** are COVID-19 related deaths. The case fatality rate now stands at **2.6%**.

Table 1: Distribution of confirmed COVID-19 cases by region, 05 August 2021

| Region | Total No. of cases | Active cases | Recoveries | Cumulative Deaths | Cumulative deaths with co-morbidities | Non-COVID deaths | Health Workers |
|--------------|--------------------|---------------|---------------|-------------------|---------------------------------------|------------------|----------------|
| Erongo | 17 712 | 843 | 16 474 | 390 | 326 | 5 | 400 |
| Hardap | 7 296 | 95 | 6 950 | 251 | 155 | 0 | 122 |
| Karas | 7 316 | 251 | 6 925 | 140 | 124 | 0 | 222 |
| Kavango East | 5 368 | 61 | 5 135 | 172 | 110 | 0 | 244 |
| Kavango West | 566 | 56 | 498 | 12 | 9 | 0 | 38 |
| Khomas | 40 974 | 13 729 | 26 422 | 822 | 644 | 1 | 1 473 |
| Kunene | 3 328 | 177 | 3 081 | 70 | 58 | 0 | 87 |
| Ohangwena | 3 617 | 733 | 2 768 | 114 | 75 | 2 | 132 |
| Omaheke | 3 608 | 13 | 3 356 | 239 | 170 | 0 | 119 |
| Omusati | 4 657 | 324 | 4 169 | 164 | 109 | 0 | 165 |
| Oshana | 8 408 | 437 | 7 670 | 300 | 179 | 1 | 506 |
| Oshikoto | 6 205 | 63 | 5 991 | 149 | 121 | 2 | 285 |
| Otjozondjupa | 8 981 | 1 072 | 7 644 | 265 | 180 | 0 | 250 |
| Zambezi | 2 778 | 712 | 1 972 | 94 | 59 | 0 | 102 |
| Total | 120 814 | 18 566 | 99 055 | 3 182 | 2 319 | 11 | 4 145 |

Table 2: The current distribution for hospitalization of confirmed cases by region, 05 August 2021

| Region | Hospitalized confirmed cases | Intensive Care Unit |
|--------------|------------------------------|---------------------|
| Erongo | 33 | 11 |
| Hardap | 1 | 0 |
| Kharas | 19 | 1 |
| Kavango East | 22 | 2 |
| Kavango West | 0 | 0 |
| Khomas | 108 | 39 |
| Kunene | 34 | 0 |
| Ohangwena | 26 | 0 |
| Omaheke | 4 | 0 |
| Omusati | 17 | 0 |
| Oshana | 62 | 14 |
| Oshikoto | 20 | 6 |
| Otjozondjupa | 20 | 0 |
| Zambezi | 5 | 0 |
| Total | 371 | 73 |



➤ The highest peak of **12 787 (11%)** cases was recorded during week 25 of 2021 (Figure 1).

➤ The National Call Center continues operations for 24 hours daily.
 ➤ Today (05/08/2021), **409** calls were answered including **6** alerts.

Figure 1: Epi-curve for confirmed COVID-19 cases, 05 August 2021

Table 3: Summary of COVID-19 vaccine doses administered, as of 05 August 2021

| Region | Cumulative no. of persons vaccinated with doses of Sinopharm and AstraZeneca | | Cumulative no. of Healthcare Workers vaccinated with doses of Sinopharm and AstraZeneca | |
|--------------|--|-----------------------|---|-----------------------|
| | 1 st doses | 2 nd doses | 1 st doses | 2 nd doses |
| Erongo | 17 553 | 4 170 | 860 | 439 |
| Hardap | 9 619 | 2 161 | 370 | 159 |
| Kharas | 7 481 | 2 835 | 560 | 234 |
| Kavango East | 9 233 | 2 977 | 799 | 345 |
| Kavango West | 3 663 | 916 | 267 | 68 |
| Khomas | 50 864 | 14 927 | 3007 | 1288 |
| Kunene | 8 555 | 2 027 | 504 | 326 |
| Ohangwena | 10 501 | 2 843 | 613 | 288 |
| Omaheke | 7 610 | 1 784 | 308 | 170 |
| Omusati | 11 562 | 3 388 | 749 | 385 |
| Oshana | 10 923 | 4 483 | 1117 | 635 |
| Oshikoto | 8 537 | 3 014 | 612 | 380 |
| Otjozondjupa | 14 204 | 5 710 | 641 | 315 |
| Zambezi | 3 123 | 1 446 | 406 | 280 |
| Total | 173 428 | 52 681 | 10813 | 5312 |

| Region | Newly quarantined 24 hours | Cumulative number | Number discharged | Number in quarantine now |
|-------------------------|----------------------------|-------------------|-------------------|--------------------------|
| Erongo | 0 | 6 931 | 6 300 | 631 |
| Hardap | 0 | 2 787 | 2 784 | 3 |
| Kavango (East and West) | 1 | 1 598 | 1 593 | 5 |
| Khomas | 0 | 3 665 | 3 651 | 14 |
| Karas | 77 | 9 367 | 8 872 | 495 |
| Kunene | 0 | 6 079 | 5 823 | 256 |
| Ohangwena | 0 | 695 | 695 | 0 |
| Omaheke | 0 | 12 298 | 12 161 | 137 |
| Omusati | 0 | 2 312 | 1 995 | 317 |
| Oshana | 0 | 400 | 400 | 0 |
| Oshikoto | 112 | 20 186 | 19 698 | 488 |
| Otjozondjupa | 0 | 1 540 | 1 540 | 0 |
| Zambezi | 0 | 1 991 | 1 824 | 167 |
| Total | 190 | 69 849 | 67 336 | 2 513 |

➤ Since March 2020, **69 849** people have been placed into quarantine around the country.

➤ A total of **2 513** people are currently in quarantine, with **190** new admissions.

➤ Of the total confirmed cases, **72 785 (60%)** are in the 20-49 years age-brackets which constitutes the majority of the recorded cases.

➤ A total of **19 095 (16%)** of the confirmed cases are among the 5-19 years category.

➤ A total of **14 452 (12%)** of the confirmed cases are among the 50 - 59 years group.

➤ The under 5 years age group make up **2 636 (2%)** of the total cases whereas, **11 849 (10%)** are above 60 years of age.

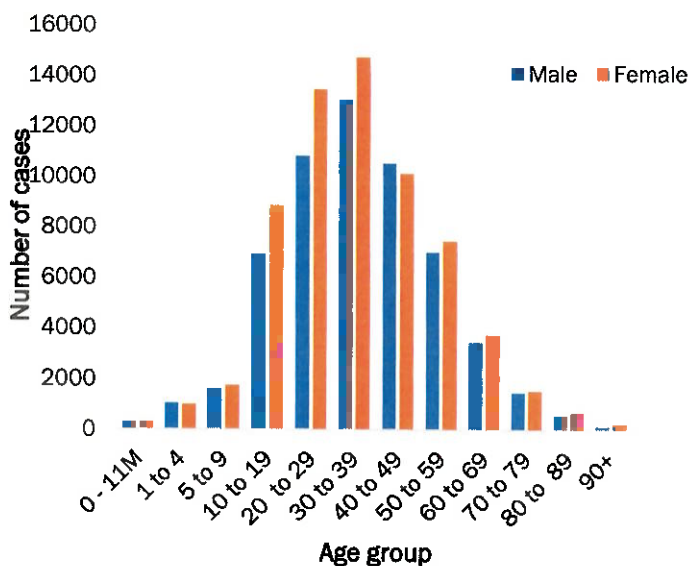


Figure 2: Age and Sex distribution of COVID-19 confirmed cases 05 August 2021

Table 5: COVID-19 specimen recorded at the Laboratories 05 August 2021

| VARIABLES | TOTAL |
|--|---------|
| Total samples received by the Laboratory | 624 205 |
| Total samples tested | 610 211 |
| Total samples re-tested | 13 877 |
| Total positive results | 120 814 |
| Total negative results | 489 341 |
| Total samples discarded | 117 |
| Invalid results | 0 |
| Total pending results | 46 |
| Indeterminant/Inconclusive | 10 |
| Suspected cases In 24 hours (excluding re-tests) | 1 715 |

➤ The laboratory testing capacity has been enhanced; with a total of fourteen (14) laboratories carrying out the testing of samples: NIP, Path-Care, UNAM Molecular, Central Veterinary Laboratory, Namib Poultry, NAMDEB, NamPath, Namibia Central Pathology, DiagnoLab, High Care, Alpha Medical Laboratory, Des-Jo Medical Test Centre, ProQuest Diagnostic Laboratory and Medlink Laboratory Services.

➤ To date, **624 088** tests (including **13 877** re-tests) have been conducted by authorized laboratories.

➤ Since the beginning of the outbreak, **132 436** contacts of confirmed cases have been identified, **204** new contacts were identified within the last 24 hours from 12 regions.

➤ Cumulatively, **128 790** contacts have completed their monitoring period, while **141** contacts are lost to follow-up and a total of **23 450 (19%)** contacts of confirmed cases have tested positive.

➤ Today, **1 582 (65%)** out of **2 419** active contacts were monitored.

PUBLIC HEALTH ACTION (S)

- Public Health measures continues to be enforced as the situation is closely monitored.
- The COVID-19 vaccination programme is ongoing throughout the country
- The government and development partners continue to prioritize the continuation of essential health services.


CHALLENGES

- Poor adherence to COVID-19 Infection Prevention and Control (IPC) measures by the general public.


RECOMMENDATIONS

- Continue to give awareness on the importance of adhering to COVID-19 IPC measures; with the involvement of the Security Cluster.

APPROVED





INCIDENT MANAGER
05 AUGUST 2021




SECRETARIAT

For enquiries, please contact
Namibia Public Health Emergency Operations Centre;

 PHEOC@mhss.gov.na

 0800 100 100

 0851 100 100