



NAMIBIA COVID-19 SITUATION REPORT NO. 510

Outbreak Name	COVID-19 outbreak	Country affected	Namibia
Date & Time	10.08.2021 20h00	Investigation start Date	13 March 2020
Prepared by	Surveillance Team		

HIGHLIGHTS/SITUATION UPDATE (10/08/2021)

CUMULATIVE	TOTAL TODAY
Tested 631 650	Tested 1 567
Confirmed 121 817	Confirmed 214
Active 10 009	Active 10 009
Recoveries 108 553	Recoveries 3 695
Vaccinated 1 st doses 179 324 2 nd doses 65 556	Vaccinated 1 st doses 1 854 2 nd doses 7 969
Deaths 3 244	Deaths 18

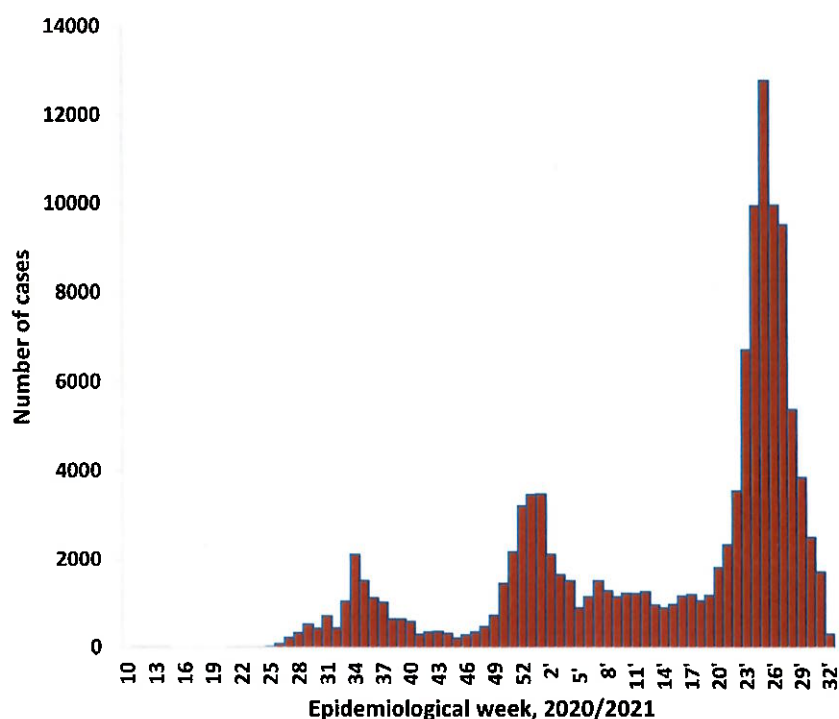
- A total of **121 817** cases have been recorded to-date, representing **5%** of the total population (**2 550 226**).
- More female cases **64 524 (53%)** have been recorded.
- Of the total confirmed cases, **4 193 (3%)** are Health Workers.
 - 3 478 (83%) State; 707 (17%) Private, 8 (0.2%) Non-Governmental Organizations.
 - 4 024 (96%) recoveries and 13 (0.3%) deaths.
- The recovery rate now stands at **89%**.
- All fourteen (14) regions have reported confirmed cases; Khomas and Erongo regions reported the highest with **41 080 (34%)** and **17 801 (15%)** respectively.
- Of the total fatalities, **2 949 (91%)** are COVID-19 deaths while **277 (9%)** are COVID-19 related deaths. The case fatality rate now stands at **2.7%**.

Table 1: Distribution of confirmed COVID-19 cases by region, 10 August 2021

Region	Total No. of cases	Active cases	Recoveries	Cumulative Deaths	Cumulative deaths with co-morbidities	Non-COVID deaths	Health Workers
Erongo	17 801	597	16 806	393	326	5	402
Hardap	7 315	62	6 999	254	158	0	122
Kharas	7 395	139	7 115	141	124	0	222
Kavango East	5 387	36	5 178	173	111	0	244
Kavango West	570	31	527	12	9	0	38
Khomas	41 080	7 479	32 767	833	651	1	1 479
Kunene	3 359	63	3 226	70	58	0	87
Oshana	3 838	357	3 360	119	77	2	136
Omaheke	3 632	17	3 370	245	170	0	119
Omusati	4 782	197	4 409	176	116	0	169
Oshana	8 487	124	8 055	307	183	1	507
Oshikoto	6 311	166	5 991	152	123	2	312
Otjozondjupa	9 043	91	8 683	269	184	0	253
Zambezi	2 817	650	2 067	100	59	0	103
Total	121 817	10 009	108 553	3 244	2 339	11	4 193

Table 2: The current distribution for hospitalization of confirmed cases by region, 10 August 2021

Region	Hospitalized confirmed cases	Intensive Care Unit
Erongo	22	9
Hardap	0	0
Kharas	17	1
Kavango East	16	1
Kavango West	2	0
Khomas	91	19
Kunene	32	0
Ohangwena	19	0
Omaheke	6	0
Omusati	18	0
Oshana	38	6
Oshikoto	19	4
Otjozondjupa	13	0
Zambezi	7	0
Total	300	40



➤ The highest peak of **12 787 (10%)** cases was recorded during week 25 of 2021 (Figure 1).

➤ The National Call Center continues operations for 24 hours daily.
 ➤ Today (10/08/2021), **500** calls were answered including **7** alerts.

Figure 1: Epi-curve for confirmed COVID-19 cases, 10 August 2021

Table 3: Summary of COVID-19 vaccine doses administered, as of 10 August 2021

Region	Cumulative no. of persons vaccinated with doses of Sinopharm and AstraZeneca		Cumulative no. of Healthcare Workers vaccinated with doses of Sinopharm and AstraZeneca	
	1 st doses	2 nd doses	1 st doses	2 nd doses
Erongo	18 216	6 667	860	440
Hardap	10 105	2 853	376	207
Kharas	7 631	2 978	560	234
Kavango East	9 601	3 287	799	345
Kavango West	3 755	1 070	274	111
Khomas	51 834	20 729	3 060	1 482
Kunene	8 889	2 401	505	327
Ohangwena	11 016	3 207	624	295
Omaheke	8 115	2 042	326	177
Omusati	12 035	3 859	755	394
Oshana	11 304	4 967	1 117	659
Oshikoto	9 079	3 442	614	386
Otjozondjupa	14 504	6 420	641	315
Zambezi	3 240	1 634	406	281
Total	179 324	65 556	10 917	5 653

Table 4: Number of people in quarantine, 10 August 2021

Region	Newly quarantined 24 hours	Cumulative number	Number discharged	Number in quarantine now
Erongo	0	6 931	6 485	446
Hardap	1	2 805	2 798	7
Kavango (East and West)	0	1 599	1 595	4
Khomas	0	3 682	3 662	20
Karas	0	9 367	9 224	143
Kunene	0	6 079	5 823	256
Ohangwena	0	695	695	0
Omaheke	0	12 525	12 423	102
Omusati	0	2 353	2 246	107
Oshana	0	400	400	0
Oshikoto	56	20 413	19 972	441
Otjozondjupa	0	1 540	1 540	0
Zambezi	0	1 991	1 824	167
Total	57	70 380	68 687	1 693

➤ Since March 2020, **70 380** people have been placed into quarantine around the country.

➤ A total of **1 693** people are currently in quarantine, with **57** new admissions.

➤ Of the total confirmed cases, **73 258 (60%)** are in the 20-49 years age-brackets which constitutes the majority of the recorded cases.

➤ A total of **19 294 (16%)** of the confirmed cases are among the 5-19 years category.

➤ A total of **14 584 (12%)** of the confirmed cases are among the 50 - 59 years group.

➤ The under 5 years age group make up **2 671 (2%)** of the total cases whereas, **12 010 (10%)** are above 60 years of age.

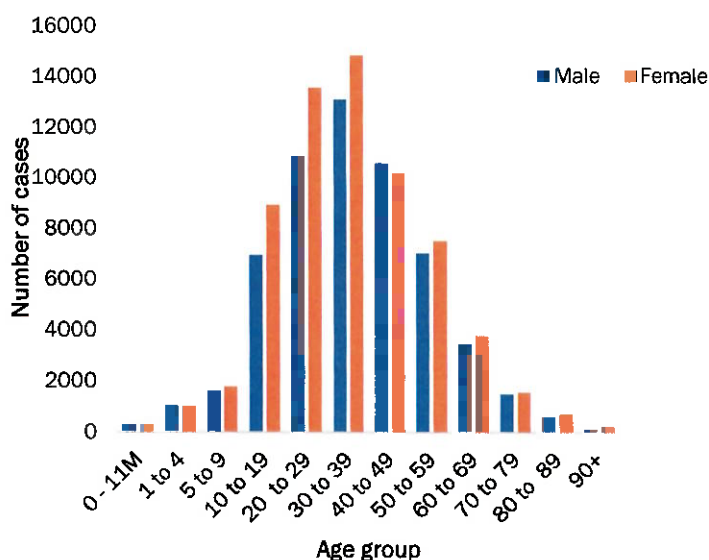


Figure 2: Age and Sex distribution of COVID-19 confirmed cases 10 August 2021

Table 5: COVID-19 specimen recorded at the Laboratories 10 August 2021

VARIABLES	TOTAL
Total samples received by the Laboratory	631 767
Total samples tested	617 684
Total samples re-tested	13 966
Total positive results	121 817
Total negative results	495 808
Total samples discarded	117
Invalid results	0
Total pending results	46
Indeterminant/Inconclusive	13
Suspected cases in 24 hours (excluding re-tests)	1 532

➤ The laboratory testing capacity has been enhanced; with a total of fourteen (14) laboratories carrying out the testing of samples: NIP, Path-Care, UNAM Molecular, Central Veterinary Laboratory, Namib Poultry, NAMDEB, NamPath, Namibia Central Pathology, DiagnoLab, High Care, Alpha Medical Laboratory, Des-Jo Medical Test Centre, ProQuest Diagnostic Laboratory, MAXI and Medlink Laboratory Services.

➤ To date, **631 650** tests (including **13 966** re-tests) have been conducted by authorized laboratories.

➤ Since the beginning of the outbreak, **133 407** contacts of confirmed cases have been identified, **232** new contacts were identified within the last 24 hours from 13 regions.

➤ Cumulatively, **130 155** contacts have completed their monitoring period, while **147** contacts are lost to follow-up and a total of **23 613 (19%)** contacts of confirmed cases have tested positive.

➤ Today, **1 111 (63%)** out of **1 767** active contacts were monitored.

PUBLIC HEALTH ACTION (S)

- Public Health measures continues to be enforced as the situation is closely monitored.
- The COVID-19 vaccination programme is ongoing throughout the country
- The government and development partners continue to prioritize the continuation of essential health services.


CHALLENGES

- Poor adherence to COVID-19 Infection Prevention and Control (IPC) measures by the general public.


RECOMMENDATIONS

- Continue to give awareness on the importance of adhering to COVID-19 IPC measures; with the involvement of the Security Cluster.

APPROVED




INCIDENT MANAGER
10 AUGUST 2021




SECRETARIAT

For enquiries, please contact
Namibia Public Health Emergency Operations Centre;

 PHEOC@mhss.gov.na

 0800 100 100

 0851 100 100