



NAMIBIA COVID-19 SITUATION REPORT NO. 511

Outbreak Name	COVID-19 outbreak	Country affected	Namibia
Date & Time	11.08.2021 20h00	Investigation start Date	13 March 2020
Prepared by	Surveillance Team		

HIGHLIGHTS/SITUATION UPDATE (11/08/2021)

CUMULATIVE

Tested 633 588

Confirmed 122 907

Active 7 723

Recoveries 111 101

Vaccinated

1st doses 181 343 2nd doses 71 158

Deaths 3 244

TOTAL TODAY

Tested 1 938

Confirmed 280

Active 7 723

Recoveries 2 548

Vaccinated

1st doses 2 019 2nd doses 5 602

Deaths 18

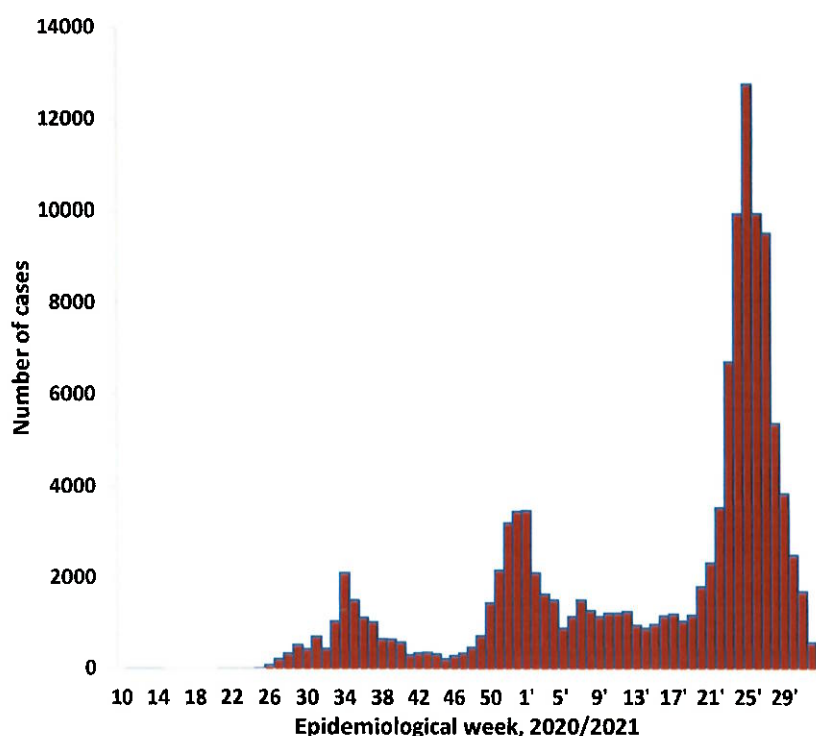
- A total of **122 907** cases have been recorded to-date, representing **5%** of the total population (**2 550 226**).
- More female cases **64 684 (53%)** have been recorded.
- Of the total confirmed cases, **4 200 (3%)** are Health Workers.
 - 3 485 (83%) State; 707 (17%) Private, 8 (0.2%) Non-Governmental Organizations.
 - 4 024 (96%) recoveries and 13 (0.3%) deaths.
- The recovery rate now stands at **90%**.
- All fourteen (14) regions have reported confirmed cases; Khomas and Erongo regions reported the highest with **41 097 (34%)** and **17 830 (15%)** respectively.
- Of the total fatalities, **2 984 (91%)** are COVID-19 deaths while **278 (9%)** are COVID-19 related deaths. The case fatality rate now stands at **2.7%**.

Table 1: Distribution of confirmed COVID-19 cases by region, 11 August 2021

Region	Total No. of cases	Active cases	Recoveries	Cumulative Deaths	Cumulative deaths with co-morbidities	Non-COVID deaths	Health Workers
Erongo	17 830	605	16 826	394	327	5	403
Hardap	7 323	70	6 999	254	158	0	122
Kharas	7 409	39	7 229	141	124	0	222
Kavango East	5 388	30	5 183	175	112	0	244
Kavango West	574	29	532	13	10	0	38
Khomas	41 097	5 187	35 075	834	652	1	1 480
Kunene	3 363	67	3 226	70	58	0	88
Ohangwena	3 871	332	3 416	121	78	2	137
Omaheke	3 633	18	3 370	245	170	0	119
Omusati	4 810	213	4 414	183	118	0	170
Oshana	8 545	170	8 066	308	184	1	509
Oshikoto	6 365	217	5 991	155	124	2	312
Otjozondjupa	9 064	98	8 697	269	184	0	253
Zambezi	2 825	648	2 077	100	59	0	103
Total	122 097	7 723	111 101	3 262	2 358	11	4 200

Table 2: The current distribution for hospitalization of confirmed cases by region, 11 August 2021

Region	Hospitalized confirmed cases	Intensive Care Unit
Erongo	23	9
Hardap	0	0
Kharas	15	1
Kavango East	5	0
Kavango West	2	0
Khomas	90	22
Kunene	32	0
Ohangwena	22	1
Omaheke	6	0
Omusati	16	0
Oshana	39	7
Oshikoto	16	4
Otjozondjupa	11	0
Zambezi	5	0
Total	282	44



➤ The highest peak of **12 787 (10%)** cases was recorded during week 25 of 2021 (Figure 1).

➤ The National Call Center continues operations for 24 hours daily.
 ➤ Today (11/08/2021), **567** calls were answered including **9** alerts.

Figure 1: Epi-curve for confirmed COVID-19 cases, 11 August 2021

Table 3: Summary of COVID-19 vaccine doses administered, as of 11 August 2021

Region	Cumulative no. of persons vaccinated with doses of Sinopharm and AstraZeneca		Cumulative no. of Healthcare Workers vaccinated with doses of Sinopharm and AstraZeneca	
	1 st doses	2 nd doses	1 st doses	2 nd doses
Erongo	18 483	7 507	860	511
Hardap	10 338	3 206	387	239
Kharas	7 631	2 978	560	234
Kavango East	9 766	3 530	811	356
Kavango West	3 834	1 398	316	138
Khomas	52 192	22 780	3 073	1 584
Kunene	8 889	2 401	505	327
Ohangwena	11 138	3 365	627	303
Omaheke	8 229	2 214	327	179
Omusati	12 161	4 150	756	413
Oshana	11 464	5 246	1 117	671
Oshikoto	9 210	3 771	627	399
Otjozondjupa	14 752	6 876	641	315
Zambezi	3 256	1 736	407	290
Total	181 343	71 158	11 014	5 959

Table 4: Number of people in quarantine, 11 August 2021

Region	Newly quarantined 24 hours	Cumulative number	Number discharged	Number in quarantine now
Erongo	0	6 931	6 517	414
Hardap	4	2 809	2 805	4
Kavango (East and West)	0	1 599	1 595	4
Khomas	0	3 682	3 662	20
Karas	0	9 367	9 224	143
Kunene	0	6 079	5 823	256
Ohangwena	0	695	695	0
Omaheke	0	12 525	12 423	102
Omusati	0	2 353	2 246	107
Oshana	0	400	400	0
Oshikoto	0	20 413	19 972	441
Otjozondjupa	0	1 540	1 540	0
Zambezi	0	1 991	1 824	167
Total	4	70 384	68 726	1 658

➤ Since March 2020, **70 384** people have been placed into quarantine around the country.

➤ A total of **1 658** people are currently in quarantine, with **4** new admissions.

➤ Of the total confirmed cases, **73 393 (60%)** are in the 20-49 years age-brackets which constitutes the majority of the recorded cases.

➤ A total of **19 342 (16%)** of the confirmed cases are among the 5-19 years category.

➤ A total of **14 624 (12%)** of the confirmed cases are among the 50 - 59 years group.

➤ The under 5 years age group make up **2 678 (2%)** of the total cases whereas, **12 060 (10%)** are above 60 years of age.

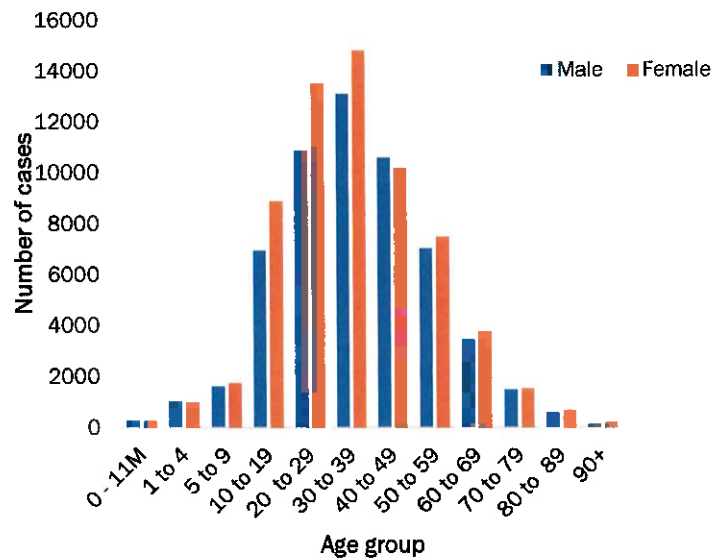


Figure 2: Age and Sex distribution of COVID-19 confirmed cases 11 August 2021

Table 5: COVID-19 specimen recorded at the Laboratories 11 August 2021

VARIABLES	TOTAL
Total samples received by the Laboratory	633 705
Total samples tested	619 610
Total samples re-tested	13 978
Total positive results	122 097
Total negative results	497 454
Total samples discarded	117
Invalid results	0
Total pending results	46
Indeterminant/Inconclusive	13
Suspected cases in 24 hours (excluding re-tests)	1 926

➤ The laboratory testing capacity has been enhanced; with a total of fourteen (14) laboratories carrying out the testing of samples: NIP, Path-Care, UNAM Molecular, Central Veterinary Laboratory, Namib Poultry, NAMDEB, NamPath, Namibia Central Pathology, DiagnoLab, High Care, Alpha Medical Laboratory, Des-Jo Medical Test Centre, ProQuest Diagnostic Laboratory, MAXI and Medlink Laboratory Services.

➤ To date, **633 588** tests (including **13 978** re-tests) have been conducted by authorized laboratories.

➤ Since the beginning of the outbreak, **133 621** contacts of confirmed cases have been identified, **214** new contacts were identified within the last 24 hours from 12 regions.

➤ Cumulatively, **130 331** contacts have completed their monitoring period, while **147** contacts are lost to follow-up and a total of **23 630 (19%)** contacts of confirmed cases have tested positive.

➤ Today, **1 151 (64%)** out of **1 807** active contacts were monitored.

PUBLIC HEALTH ACTION (S)

- Public Health measures continues to be enforced as the situation is closely monitored.
- The COVID-19 vaccination programme is ongoing throughout the country
- The government and development partners continue to prioritize the continuation of essential health services.


CHALLENGES

- Poor adherence to COVID-19 Infection Prevention and Control (IPC) measures by the general public.

RECOMMENDATIONS

- Continue to give awareness on the importance of adhering to COVID-19 IPC measures; with the involvement of the Security Cluster.

APPROVED



INCIDENT MANAGER
11 AUGUST 2021



SECRETARIAT

For enquiries, please contact

Namibia Public Health Emergency Operations Centre;PHEOC@mhss.gov.na

0800 100 100



0851 100 100