



NAMIBIA COVID-19 SITUATION REPORT NO. 512

Outbreak Name	COVID-19 outbreak	Country affected	Namibia
Date & Time	12.08.2021 20h00	Investigation start Date	13 March 2020
Prepared by	Surveillance Team		

HIGHLIGHTS/SITUATION UPDATE (12/08/2021)

CUMULATIVE

Tested 634 784

Confirmed 122 227

Active 5 770

Recoveries 113 175

Vaccinated

1<sup>st</sup> doses 183 792      2<sup>nd</sup> doses 75 483

Deaths 3 271

TOTAL TODAY

Tested 1 196

Confirmed 130

Active 5 770

Recoveries 2 074

Vaccinated

1<sup>st</sup> doses 2 449      2<sup>nd</sup> doses 4 325

Deaths 9

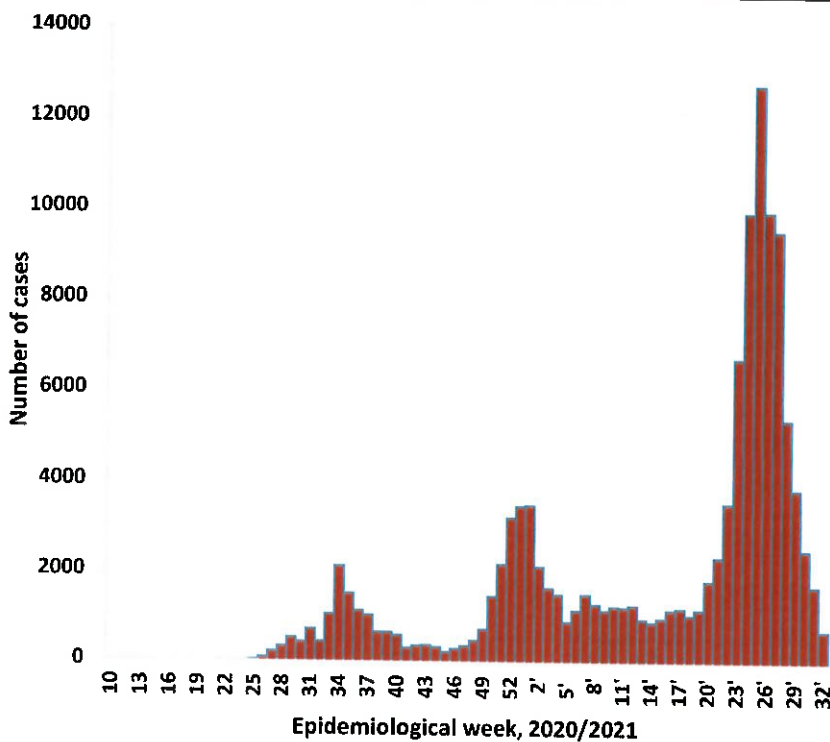
- A total of **122 227** cases have been recorded to-date, representing **5%** of the total population (**2 550 226**).
- More female cases **64 767 (53%)** have been recorded.
- Of the total confirmed cases, **4 206 (3%)** are Health Workers.
  - 3 491 (83%) State; 707 (17%) Private, 8 (0.2%) Non-Governmental Organizations.
  - 4 024 (96%) recoveries and 13 (0.3%) deaths.
- The recovery rate now stands at **93%**.
- All fourteen (14) regions have reported confirmed cases; Khomas and Erongo regions reported the highest with **41 116 (34%)** and **17 835 (15%)** respectively.
- Of the total fatalities, **2 993 (91%)** are COVID-19 deaths while **278 (9%)** are COVID-19 related deaths. The case fatality rate now stands at **2.7%**.

Table 1: Distribution of confirmed COVID-19 cases by region, 12 August 2021

Region	Total No. of cases	Active cases	Recoveries	Cumulative Deaths	Cumulative deaths with co-morbidities	Non-COVID deaths	Health Workers
Erongo	17 835	610	16 826	394	327	5	403
Hardap	7 326	73	6 999	254	158	0	122
Karas	7 426	42	7 243	141	124	0	225
Kavango East	5 388	27	5 186	175	112	0	244
Kavango West	574	29	532	13	10	0	38
Khomas	41 116	3 312	36 969	834	652	1	1 480
Kunene	3 366	70	3 226	70	58	0	90
Ohangwena	3 918	301	3 494	121	78	2	137
Omaheke	3 634	19	3 370	245	170	0	119
Omusati	4 825	221	4 414	190	122	0	170
Oshana	8 551	165	8 076	309	185	1	509
Oshikoto	6 373	166	6 049	156	126	2	312
Otjozondjupa	9 070	87	8 714	269	184	0	254
Zambezi	2 825	648	2 077	100	59	0	103
<b>Total</b>	<b>122 227</b>	<b>5 770</b>	<b>113 175</b>	<b>3 271</b>	<b>2 365</b>	<b>11</b>	<b>4 206</b>

Table 2: The current distribution for hospitalization of confirmed cases by region, 12 August 2021

Region	Hospitalized confirmed cases	Intensive Care Unit
Erongo	23	12
Hardap	0	0
Kharas	16	1
Kavango East	7	0
Kavango West	2	0
Khomas	76	27
Kunene	32	0
Ohangwena	18	1
Omaheke	6	0
Omusati	17	0
Oshana	39	8
Oshikoto	14	4
Otjozondjupa	17	0
Zambezi	5	0
<b>Total</b>	<b>272</b>	<b>53</b>



➤ The highest peak of **12 787 (10%)** cases was recorded during week 25 of 2021 (Figure 1).

➤ The National Call Center continues operations for 24 hours daily.  
 ➤ Today (12/08/2021), **500** calls were answered including **8** alerts.

Figure 1: Epi-curve for confirmed COVID-19 cases, 12 August 2021

Table 3: Summary of COVID-19 vaccine doses administered, as of 12 August 2021

Region	Cumulative no. of persons vaccinated with doses of Sinopharm and AstraZeneca		Cumulative no. of Healthcare Workers vaccinated with doses of Sinopharm and AstraZeneca	
	1 <sup>st</sup> doses	2 <sup>nd</sup> doses	1 <sup>st</sup> doses	2 <sup>nd</sup> doses
Erongo	18 772	8 281	885	546
Hardap	10 606	3 411	389	245
Kharas	7 874	3 579	564	249
Kavango East	9 882	3 740	820	379
Kavango West	3 834	1 398	316	138
Khomas	52 531	23 977	3 086	1 643
Kunene	8 889	2 401	505	327
Ohangwena	11 333	3 594	628	314
Omaheke	8 350	2 385	329	179
Omusati	12 415	4 448	759	424
Oshana	11 626	5 444	1 117	681
Oshikoto	9 405	3 817	633	411
Otjozondjupa	14 992	7 203	641	315
Zambezi	3 283	1 805	407	296
<b>Total</b>	<b>183 792</b>	<b>75 483</b>	<b>11 079</b>	<b>6 147</b>

**Table 4: Number of people in quarantine, 12 August 2021**

Region	Newly quarantined 24 hours	Cumulative number	Number discharged	Number in quarantine now
Erongo	0	6 931	6 517	414
Hardap	0	2 809	2 805	4
Kavango (East and West)	0	1 599	1 595	4
Khomas	7	3 689	3 662	27
Kharas	0	9 367	9 224	143
Kunene	0	6 079	5 823	256
Ohangwena	0	695	695	0
Omaheke	0	12 525	12 423	102
Omusati	0	2 353	2 251	102
Oshana	0	400	400	0
Oshikoto	0	20 413	19 972	441
Otjozondjupa	0	1 540	1 540	0
Zambezi	0	1 991	1 824	167
<b>Total</b>	<b>7</b>	<b>70 391</b>	<b>68 731</b>	<b>1 660</b>

➤ Since March 2020, **70 391** people have been placed into quarantine around the country.

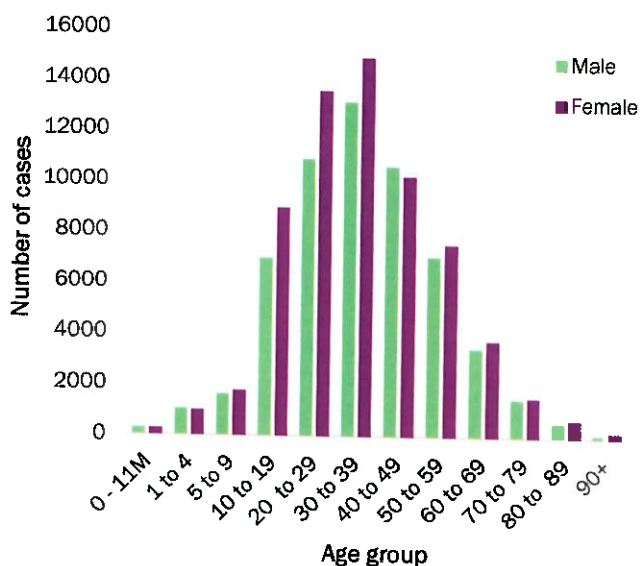
➤ A total of **1 660** people are currently in quarantine, with **7** new admissions.

➤ Of the total confirmed cases, **73 452 (60%)** are in the 20-49 years age-brackets which constitutes the majority of the recorded cases.

➤ A total of **19 378 (16%)** of the confirmed cases are among the 5-19 years category.

➤ A total of **14 638 (12%)** of the confirmed cases are among the 50 - 59 years group.

➤ The under 5 years age group make up **2 680 (2%)** of the total cases whereas, **12 079 (10%)** are above 60 years of age.



**Figure 2: Age and Sex distribution of COVID-19 confirmed cases 12 August 2021**

**Table 5: COVID-19 specimen recorded at the Laboratories 12 August 2021**

VARIABLES	TOTAL
Total samples received by the Laboratory	634 901
Total samples tested	620 797
Total samples re-tested	13 987
Total positive results	122 227
Total negative results	498 511
Total samples discarded	117
Invalid results	0
Total pending results	46
Indeterminant/Inconclusive	13
Suspected cases in 24 hours (excluding re-tests)	1 187

➤ The laboratory testing capacity has been enhanced; with a total of fourteen (14) laboratories carrying out the testing of samples: NIP, Path-Care, UNAM Molecular, Central Veterinary Laboratory, Namib Poultry, NAMDEB, NamPath, Namibia Central Pathology, DiagnoLab, High Care, Alpha Medical Laboratory, Des-Jo Medical Test Centre, ProQuest Diagnostic Laboratory, MAXI and Medlink Laboratory Services.

➤ To date, **634 784** tests (including **13 987** re-tests) have been conducted by authorized laboratories.

➤ Since the beginning of the outbreak, **134 111** contacts of confirmed cases have been identified, **224** new contacts were identified within the last 24 hours from 12 regions.

➤ Cumulatively, **130 555** contacts have completed their monitoring period, while **147** contacts are lost to follow-up and a total of **23 705 (19%)** contacts of confirmed cases have tested positive.

➤ Today, **1 020 (55%)** out of **1 851** active contacts were monitored.

**PUBLIC HEALTH ACTION (S)**

- Public Health measures continues to be enforced as the situation is closely monitored.
- The COVID-19 vaccination programme is ongoing throughout the country
- The government and development partners continue to prioritize the continuation of essential health services.


**CHALLENGES**


- Poor adherence to COVID-19 Infection Prevention and Control (IPC) measures by the general public.

**RECOMMENDATIONS**



- Continue to give awareness on the importance of adhering to COVID-19 IPC measures; with the involvement of the Security Cluster.

APPROVED

  
.....  
INCIDENT MANAGER  
12 AUGUST 2021

  
.....  
SECRETARIAT

For enquiries, please contact  
**Namibia Public Health Emergency Operations Centre;**

-  [PHEOC@mhss.gov.na](mailto:PHEOC@mhss.gov.na)
-  0800 100 100
-  0851 100 100