



NAMIBIA COVID-19 SITUATION REPORT NO. 515

Outbreak Name	COVID-19 outbreak	Country affected	Namibia
Date & Time	15.08.2021 20h00	Investigation start Date	13 March 2020
Prepared by	Surveillance Team		

HIGHLIGHTS/SITUATION UPDATE (15/08/2021)

CUMULATIVE	TOTAL TODAY
Tested 638 991	Tested 1 197
Confirmed 122 699	Confirmed 154
Active 2 917	Active 2 917
Recoveries 116 483	Recoveries 1 074
Vaccinated 1 st doses 187 892 2 nd doses 80 664	Vaccinated 1 st doses 2 019 2 nd doses 1 818
Deaths 3 288	Deaths 3

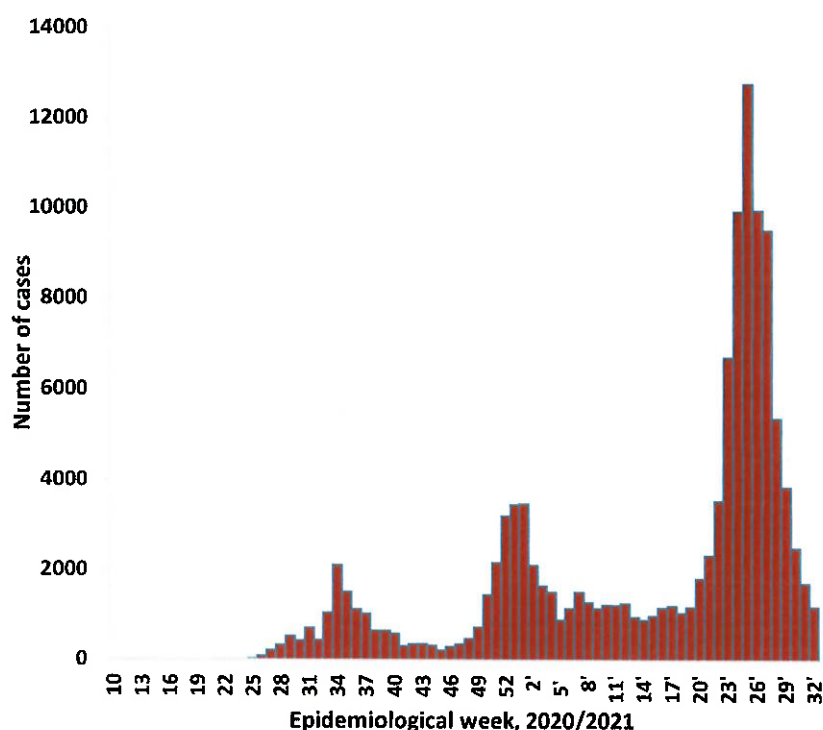
- A total of **122 699** cases have been recorded to-date, representing **5%** of the total population (**2 550 226**).
- More female cases **65 024 (53%)** have been recorded.
- Of the total confirmed cases, **4 217 (3%)** are Health Workers.
 - 3 502 (83%) State; 707 (17%) Private, 8 (0.2%) Non-Governmental Organizations.
 - 4 024 (95%) recoveries and 13 (0.3%) deaths.
- The recovery rate now stands at **95%**.
- All fourteen (14) regions have reported confirmed cases; Khomas and Erongo regions reported the highest with **41 149 (34%)** and **17 943 (15%)** respectively.
- Of the total fatalities, **3 010 (92%)** are COVID-19 deaths while **278 (8%)** are COVID-19 related deaths. The case fatality rate now stands at **2.7%**.

Table 1: Distribution of confirmed COVID-19 cases by region, 15 August 2021

Region	Total No. of cases	Active cases	Recoveries	Cumulative Deaths	Cumulative deaths with co-morbidities	Non-COVID deaths	Health Workers
Erongo	17 943	718	16 826	394	327	5	407
Hardap	7 338	67	7 017	254	158	0	122
Kharas	7 461	77	7 243	141	124	0	225
Kavango East	5 391	29	5 186	176	113	0	244
Kavango West	582	36	532	14	11	0	38
Khomas	41 149	240	40 072	836	654	1	1 480
Kunene	3 390	94	3 226	70	58	0	91
Ohangwena	3 965	297	3 543	123	78	2	141
Omaheke	3 649	34	3 370	245	170	0	119
Omusati	4 897	231	4 475	191	118	0	171
Oshana	8 583	144	8 124	314	185	1	510
Oshikoto	6 418	209	6 049	158	126	2	312
Otjozondjupa	9 100	94	8 737	269	184	0	254
Zambezi	2 833	647	2 083	103	59	0	103
Total	122 699	2 917	116 483	3 288	2 365	1.1	4 217

Table 2: The current distribution for hospitalization of confirmed cases by region, 15 August 2021

Region	Hospitalized confirmed cases	Intensive Care Unit
Erongo	24	11
Hardap	0	0
Kharas	16	1
Kavango East	7	0
Kavango West	2	0
Khomas	56	24
Kunene	31	0
Ohangwena	15	0
Omaheke	6	0
Omusati	18	0
Oshana	38	9
Oshikoto	11	4
Otjozondjupa	13	0
Zambezi	3	0
Total	240	49



➤ The highest peak of **12 787 (10%)** cases was recorded during week 25 of 2021 (Figure 1).

➤ The National Call Center continues operations for 24 hours daily.
 ➤ Today (15/08/2021), **436** calls were answered including **8** alerts.

Figure 1: Epi-curve for confirmed COVID-19 cases, 15 August 2021

Table 3: Summary of COVID-19 vaccine doses administered, as of 15 August 2021

Region	Cumulative no. of persons vaccinated with doses of Sinopharm and AstraZeneca		Cumulative no. of Healthcare Workers vaccinated with doses of Sinopharm and AstraZeneca	
	1 st doses	2 nd doses	1 st doses	2 nd doses
Erongo	19 227	8 878	894	561
Hardap	10 821	3 598	402	249
Kharas	7 990	3 902	565	248
Kavango East	10 054	3 863	822	388
Kavango West	3 992	1 767	324	193
Khomas	53 405	25 682	3 114	1 723
Kunene	9 383	2 890	507	331
Ohangwena	11 658	3 834	629	324
Omaheke	8 447	2 509	329	179
Omusati	12 817	4 789	770	438
Oshana	11 857	5 618	1 117	693
Oshikoto	9 655	4 036	639	427
Otjozondjupa	15 281	7 437	641	315
Zambezi	3 305	1 861	410	300
Total	187 892	80 664	11 163	6 369

Table 4: Number of people in quarantine, 15 August 2021

Region	Newly quarantined 24 hours	Cumulative number	Number discharged	Number in quarantine now
Erongo	0	6 931	6 517	414
Hardap	0	2 815	2 809	6
Kavango (East and West)	0	1 664	1 663	1
Khomas	0	3 689	3 672	17
Karas	0	9 445	9 303	142
Kunene	0	6 079	5 823	256
Ohangwena	0	695	695	0
Omaheke	0	12 525	12 423	102
Omusati	10	2 376	2 258	118
Oshana	0	400	400	0
Oshikoto	0	20 624	20 227	397
Otjozondjupa	0	1 540	1 540	0
Zambezi	0	1 991	1 824	167
Total	10	70 774	69 154	1 620

➤ Since March 2020, **70 774** people have been placed into quarantine around the country.

➤ A total of **1 620** people are currently in quarantine, with **10** new admissions.

➤ Of the total confirmed cases, **73 667 (60%)** are in the 20-49 years age-brackets which constitutes the majority of the recorded cases.

➤ A total of **19 487 (16%)** of the confirmed cases are among the 5-19 years category.

➤ A total of **14 692 (12%)** of the confirmed cases are among the 50 - 59 years group.

➤ The under 5 years age group make up **2 707 (2%)** of the total cases whereas, **12 146 (10%)** are above 60 years of age.

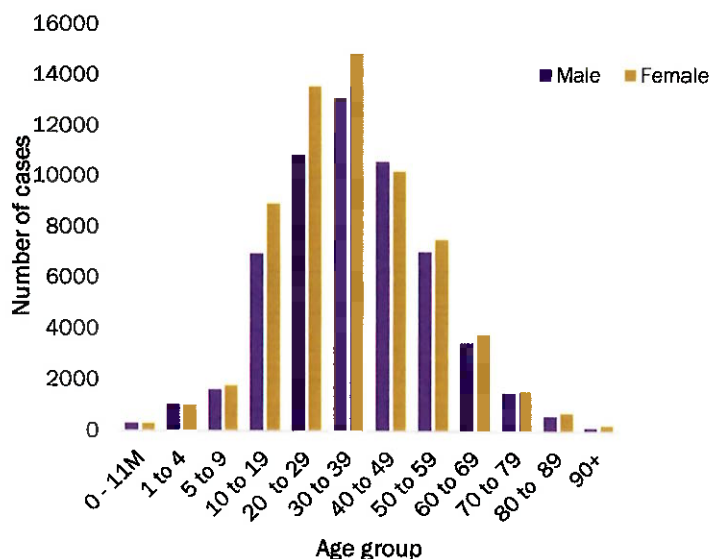


Figure 2: Age and Sex distribution of COVID-19 confirmed cases 15 August 2021

Table 5: COVID-19 specimen recorded at the Laboratories 15 August 2021

VARIABLES	TOTAL
Total samples received by the Laboratory	639 108
Total samples tested	624 983
Total samples re-tested	14 008
Total positive results	122 699
Total negative results	502 225
Total samples discarded	117
Invalid results	0
Total pending results	46
Indeterminant/Inconclusive	13
Suspected cases in 24 hours (excluding re-tests)	1 193

➤ The laboratory testing capacity has been enhanced; with a total of fifteen (15) laboratories carrying out the testing of samples: NIP, Path-Care, UNAM Molecular, Central Veterinary Laboratory, Namib Poultry, NAMDEB, NamPath, Namibia Central Pathology, DiagnoLab, High Care, Alpha Medical Laboratory, Des-Jo Medical Test Centre, ProQuest Diagnostic Laboratory, MAXI and Medlink Laboratory Services.

➤ To date, **638 991** tests (including **14 008** re-tests) have been conducted by authorized laboratories.

➤ Since the beginning of the outbreak, **134 593** contacts of confirmed cases have been identified, **60** new contacts were identified within the last 24 hours from 12 regions.

➤ Cumulatively, **130 923** contacts have completed their monitoring period, while **147** contacts are lost to follow-up and a total of **23 775 (19%)** contacts of confirmed cases have tested positive.

➤ Today, **371 (19%)** out of **1 965** active contacts were monitored.

PUBLIC HEALTH ACTION (S)

- Public Health measures continues to be enforced as the situation is closely monitored.
- The COVID-19 vaccination programme is ongoing throughout the country
- The government and development partners continue to prioritize the continuation of essential health services.


CHALLENGES

- Poor adherence to COVID-19 Infection Prevention and Control (IPC) measures by the general public.

RECOMMENDATIONS

- Continue to give awareness on the importance of adhering to COVID-19 IPC measures; with the involvement of the Security Cluster.

APPROVED





INCIDENT MANAGER
15 AUGUST 2021



SECRETARIAT

For enquiries, please contact

Namibia Public Health Emergency Operations Centre;
 PHEOC@mhss.gov.na
 0800 100 100

 0851 100 100