



NAMIBIA COVID-19 SITUATION REPORT NO. 517

Outbreak Name	COVID-19 outbreak	Country affected	Namibia
Date & Time	17.08.2021 20h00	Investigation start Date	13 March 2020
Prepared by	Surveillance Team		

HIGHLIGHTS/SITUATION UPDATE (17/08/2021)

CUMULATIVE	TOTAL TODAY
Tested 641 767	Tested 1 731
Confirmed 123 082	Confirmed 197
Active 2 842	Active 2 842
Recoveries 116 913	Recoveries 209
Vaccinated 1 st doses 193 246 2 nd doses 86 993	Vaccinated 1 st doses 2 940 2 nd doses 3 364
Deaths 3 316	Deaths 16

*Please note the number of deaths among Health Workers have been updated as per regional line lists.

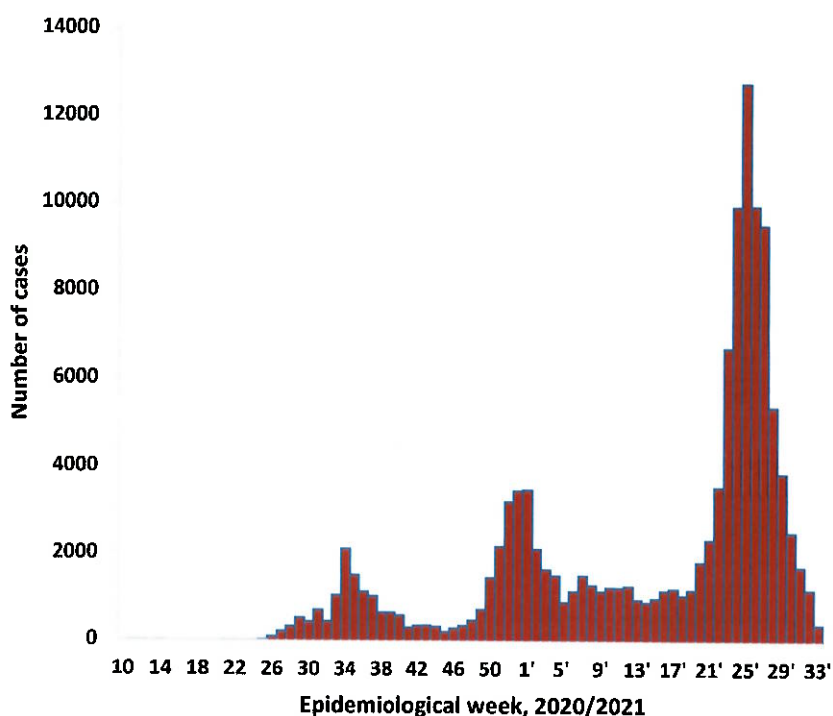
- A total of **123 082** cases have been recorded to-date, representing **5%** of the total population (**2 550 226**).
- More female cases **65 238 (53%)** have been recorded.
- Of the total confirmed cases, **4 219 (3%)** are Health Workers.
 - 3 504 (83%) State; 707 (17%) Private, 8 (0.2%) Non-Governmental Organizations.
 - 4 157 (99%) recoveries and 25* (0.6%) deaths.
- The recovery rate now stands at **95%**.
- Khomas and Erongo regions reported the highest number of cases with **41 178 (33%)** and **17 959 (15%)** respectively.
- Of the total fatalities, **3 038 (92%)** are COVID-19 deaths while **278 (8%)** are COVID-19 related deaths. The case fatality rate now stands at **2.7%**.

Table 1: Distribution of confirmed COVID-19 cases by region, 17 August 2021

Region	Total cases daily	Total No. of cases	Active cases	Recoveries	Cumulative Deaths	Cumulative deaths with co-morbidities	Non-COVID deaths	Health Workers
Erongo	10	17 959	730	16 826	398	331	5	407
Hardap	10	7 351	65	7 032	254	158	0	122
Karas	30	7 501	60	7 300	141	124	0	227
Kavango East	1	5 393	31	5 186	176	113	0	244
Kavango West	1	583	24	544	15	12	0	38
Khomas	21	41 178	242	40 096	839	657	1	1 480
Kunene	9	3 404	64	3 258	82	67	0	91
Ohangwena	41	4 026	326	3 573	125	80	2	141
Omaheke	2	3 651	2	3 403	246	170	0	119
Omusati	12	4 928	234	4 500	194	119	0	171
Oshana	30	8 703	173	8 213	316	187	1	510
Oshikoto	14	6 439	164	6 115	158	126	2	312
Otjozondjupa	6	9 114	63	8 782	269	184	0	254
Zambezi	10	2852	665	2 084	103	59	0	103
Total	197	123 082	2 843	116 912	3 316	2 387	11	4 219

Table 2: The current distribution for hospitalization of confirmed cases by region, 17 August 2021

Region	Hospitalized confirmed cases	Intensive Care Unit
Erongo	24	11
Hardap	0	0
Kharas	15	0
Kavango East	7	0
Kavango West	2	0
Khomas	46	18
Kunene	35	0
Ohangwena	21	0
Omaheke	4	0
Omusati	17	0
Oshana	38	9
Oshikoto	9	4
Otjozondjupa	10	0
Zambezi	4	0
Total	232	42



- The highest peak of **12 787 (10%)** cases was recorded during week 25 of 2021 (Figure 1).
- After a peak in epi-week 25, the country has seen a gradual reduction in the average number of confirmed cases to 170 in epi-week 32.

- The National Call Center continues operations for 24 hours daily.
- Today (17/08/2021), **412** calls were answered including **5** alerts.

Figure 1: Epi-curve for confirmed COVID-19 cases, 17 August 2021

Table 3: Summary of COVID-19 vaccine doses administered, as of 17 August 2021

Region	Cumulative no. of persons vaccinated with doses of Sinopharm and AstraZeneca		Cumulative no. of Healthcare Workers vaccinated with doses of Sinopharm and AstraZeneca	
	1 st doses	2 nd doses	1 st doses	2 nd doses
Erongo	20 081	9 596	903	588
Hardap	11 385	3 986	402	262
Kharas	8 300	4 259	567	257
Kavango East	10 283	4 071	831	399
Kavango West	4 332	2 087	328	205
Khomas	54 346	27 420	3 145	1 783
Kunene	9 713	3 189	508	332
Ohangwena	11 987	4 243	631	335
Omaheke	8 603	2 647	330	181
Omusati	13 022	5 214	774	438
Oshana	12 202	6 072	1 117	707
Oshikoto	10 042	4 317	648	437
Otjozondjupa	15 562	7 859	641	315
Zambezi	3 388	2 033	418	314
Total	193 246	86 993	11 243	6 553

Table 4: Number of people in quarantine, 17 August 2021

Region	Newly quarantined 24 hours	Cumulative number	Number discharged	Number in quarantine now
Erongo	0	6 931	6 517	414
Hardap	0	2 818	2 813	5
Kavango (East and West)	0	1 664	1 664	0
Khomas	0	3 689	3 677	12
Karas	0	9 445	9 303	142
Kunene	0	6 079	5 823	256
Ohangwena	0	695	695	0
Omaheke	0	12 881	12 705	176
Omusati	57	2 511	2 319	192
Oshana	0	400	400	0
Oshikoto	336	21 092	20 529	563
Otjozondjupa	0	1 540	1 540	0
Zambezi	0	1 991	1 824	167
Total	393	71 736	69 809	1 927

➤ Since March 2020, **71 736** people have been placed into quarantine around the country.

➤ A total of **1 927** people are currently in quarantine, with **393** new admissions.

➤ Of the total confirmed cases, **73 882 (60%)** are in the 20-49 years age-brackets which constitutes the majority of the recorded cases.

➤ A total of **19 557 (16%)** of the confirmed cases are among the 5-19 years category.

➤ A total of **14 726 (12%)** of the confirmed cases are among the 50 - 59 years group.

➤ The under 5 years age group make up **2 718 (2%)** of the total cases whereas, **12 199 (10%)** are above 60 years of age.

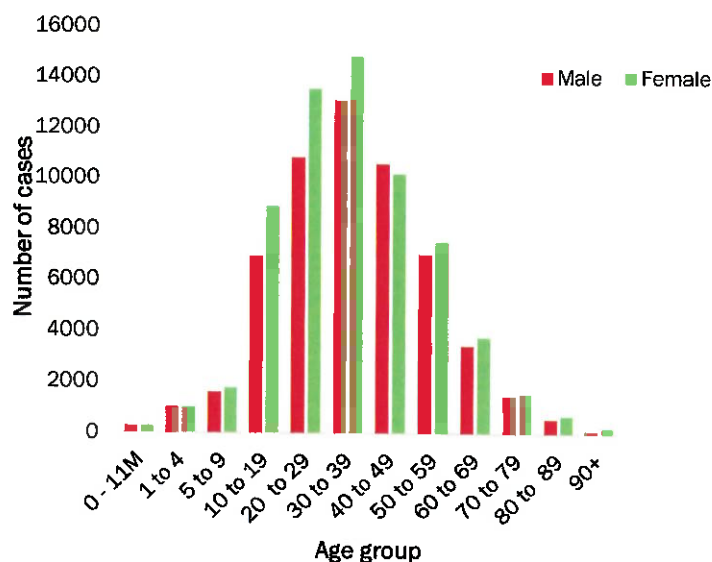


Figure 2: Age and Sex distribution of COVID-19 confirmed cases 17 August 2021

Table 5: COVID-19 specimen recorded at the Laboratories 17 August 2021

VARIABLES	TOTAL
Total samples received by the Laboratory	641 884
Total samples tested	627 737
Total samples re-tested	14 030
Total positive results	123 082
Total negative results	504 651
Total samples discarded	117
Invalid results	0
Total pending results	0
Indeterminant/Inconclusive	4
Suspected cases in 24 hours (excluding re-tests)	1 711

➤ The laboratory testing capacity has been enhanced; with a total of fifteen (15) laboratories carrying out the testing of samples: NIP, Path-Care, UNAM Molecular, Central Veterinary Laboratory, Namib Poultry, NAMDEB, NamPath, Namibia Central Pathology, DiagnoLab, High Care, Alpha Medical Laboratory, Des-Jo Medical Test Centre, ProQuest Diagnostic Laboratory, MAXI and Medlink Laboratory Services.

➤ To date, **641 767** tests (including **14 030** re-tests) have been conducted by authorized laboratories.

➤ Since the beginning of the outbreak, **135 437** contacts of confirmed cases have been identified, **590** new contacts were identified within the last 24 hours from 12 regions.

➤ Cumulatively, **131 857** contacts have completed their monitoring period, while **147** contacts are lost to follow-up and a total of **23 969 (19%)** contacts of confirmed cases have tested positive.

➤ Today, **1 347 (65%)** out of **2 076** active contacts were monitored.

PUBLIC HEALTH ACTION (S)

- Public Health measures continues to be enforced as the situation is closely monitored.
- The COVID-19 vaccination programme is ongoing throughout the country
- The government and development partners continue to prioritize the continuation of essential health services.


CHALLENGES

- Poor adherence to COVID-19 Infection Prevention and Control (IPC) measures by the general public.


RECOMMENDATIONS

- Continue to give awareness on the importance of adhering to COVID-19 IPC measures; with the involvement of the Security Cluster.

APPROVED






INCIDENT MANAGER
17 AUGUST 2021



SECRETARIAT

For enquiries, please contact

Namibia Public Health Emergency Operations Centre;
 PHEOC@mhss.gov.na
 0800 100 100

 0851 100 100