



NAMIBIA COVID-19 SITUATION REPORT NO. 518

Outbreak Name	COVID-19 outbreak	Country affected	Namibia
Date & Time	18.08.2021 20h00	Investigation start Date	13 March 2020
Prepared by	Surveillance Team		

HIGHLIGHTS/SITUATION UPDATE (18/08/2021)

CUMULATIVE	TOTAL TODAY
Tested 643 645	Tested 1 874
Confirmed 123 242	Confirmed 160
Active 2 707	Active 2 707
Recoveries 117 199	Recoveries 287
Vaccinated 1 st doses 196 038 2 nd doses 90 526	Vaccinated 1 st doses 2 792 2 nd doses 3 533
Deaths 3 325	Deaths 9

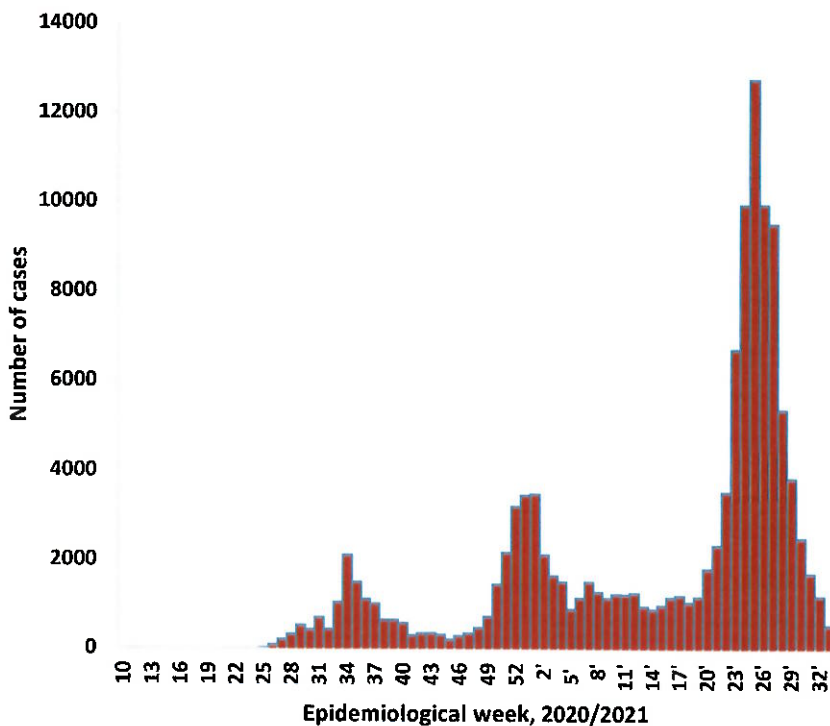
- A total of **123 242** cases have been recorded to-date, representing **5%** of the total population (**2 550 226**).
- More female cases **65 321 (53%)** have been recorded.
- Of the total confirmed cases, **4 222 (3%)** are Health Workers.
 - 3 507 (83%) State; 707 (17%) Private, 8 (0.2%) Non-Governmental Organizations.
 - 4 157 (98%) recoveries and 25 (0.6%) deaths.
- The recovery rate now stands at **95%**.
- Khomas and Erongo regions reported the highest number of cases with **41 194 (33%)** and **17 978 (15%)** respectively.
- Of the total fatalities, **3 047 (92%)** are COVID-19 deaths while **278 (8%)** are COVID-19 related deaths. The case fatality rate now stands at **2.5%**.

Table 1: Distribution of confirmed COVID-19 cases by region, 18 August 2021

Region	Total cases daily	Total No. of cases	Active cases	Recoveries	Cumulative Deaths	Cumulative deaths with co-morbidities	Non-COVID deaths	Health Workers
Erongo	19	17 978	748	16 826	399	332	5	407
Hardap	4	7 355	69	7 032	254	158	0	122
Karas	33	7 534	93	7 300	141	124	0	228
Kavango East	6	5 399	37	5 186	176	113	0	244
Kavango West	0	583	19	549	15	12	0	38
Khomas	16	41 194	257	40 096	840	657	1	1 480
Kunene	0	3 404	63	3 258	83	68	0	91
Ohangwena	4	4 030	285	3 618	125	80	2	141
Omaheke	8	3 659	9	3 403	247	171	0	119
Omusati	27	4 955	229	4 527	199	121	0	171
Oshana	9	8 712	132	8 263	316	187	1	510
Oshikoto	17	6 456	43	6 253	158	126	2	312
Otjozondjupa	10	9 124	56	8 799	269	184	0	255
Zambezi	7	2 859	667	2 089	103	59	0	104
Total	160	123 242	2 707	117 199	3 325	2 392	11	4 222

Table 2: The current distribution for hospitalization of confirmed cases by region, 18 August 2021

Region	Hospitalized confirmed cases	Intensive Care Unit
Erongo	25	12
Hardap	0	0
Kharas	15	0
Kavango East	8	0
Kavango West	3	0
Khomas	46	20
Kunene	25	0
Ohangwena	22	0
Omaheke	4	0
Omusati	17	0
Oshana	37	9
Oshikoto	8	4
Otjozondjupa	11	0
Zambezi	4	0
Total	225	45



➤ The highest peak of **12 787 (10%)** cases was recorded during week 25 of 2021 (Figure 1).

➤ After a peak in epi-week 25, the country has seen a gradual reduction in the average number of confirmed cases to 170 in epi-week 32.

➤ The National Call Center continues operations for 24 hours daily.

➤ Today (18/08/2021), **500** calls were answered including **9** alerts.

Figure 1: Epi-curve for confirmed COVID-19 cases, 18 August 2021

Table 3: Summary of COVID-19 vaccine doses administered, 18 August 2021

Region	Cumulative no. of persons vaccinated with doses of Sinopharm and AstraZeneca		Cumulative no. of Healthcare Workers vaccinated with doses of Sinopharm and AstraZeneca	
	1 st doses	2 nd doses	1 st doses	2 nd doses
Erongo	20 572	9 989	907	588
Hardap	11 710	4 123	402	263
Kharas	8 432	4 471	567	265
Kavango East	10 499	4 162	831	403
Kavango West	4 433	2 185	329	205
Khomas	54 894	28 539	3 167	1 813
Kunene	9 860	3 415	508	332
Ohangwena	12 183	4 448	634	341
Omaheke	8 640	2 724	330	184
Omusati	13 194	5 457	775	438
Oshana	12 384	6 351	1 117	712
Oshikoto	10 143	4 457	648	437
Otjozondjupa	15 681	8 127	641	315
Zambezi	3 413	2 078	425	330
Total	196 038	90 526	11 281	6 626

Table 4: Number of people in quarantine, 18 August 2021

Region	Newly quarantined 24 hours	Cumulative number	Number discharged	Number in quarantine now
Erongo	0	6 931	6 517	414
Hardap	6	2 824	2 814	10
Kavango (East and West)	1	1 665	1 664	1
Khomas	0	3 689	3 689	0
Kharas	0	9 445	9 303	142
Kunene	0	6 079	5 823	256
Ohangwena	0	695	695	0
Omaheke	0	12 881	12 705	176
Omusati	30	2 541	2 333	208
Oshana	0	400	400	0
Oshikoto	46	21 138	20 810	328
Otjozondjupa	0	1 540	1 540	0
Zambezi	0	1 991	1 824	167
Total	83	71 819	70 117	1 702

➤ Since March 2020, **71 819** people have been placed into quarantine around the country.

➤ A total of **1 702** people are currently in quarantine, with **83** new admissions.

➤ Of the total confirmed cases, **73 953 (60%)** are in the 20-49 years age-brackets which constitutes the majority of the recorded cases.

➤ A total of **19 596 (16%)** of the confirmed cases are among the 5-19 years category.

➤ A total of **14 743 (12%)** of the confirmed cases are among the 50 - 59 years group.

➤ The under 5 years age group make up **2 727 (2%)** of the total cases whereas, **12 223 (10%)** are above 60 years of age.

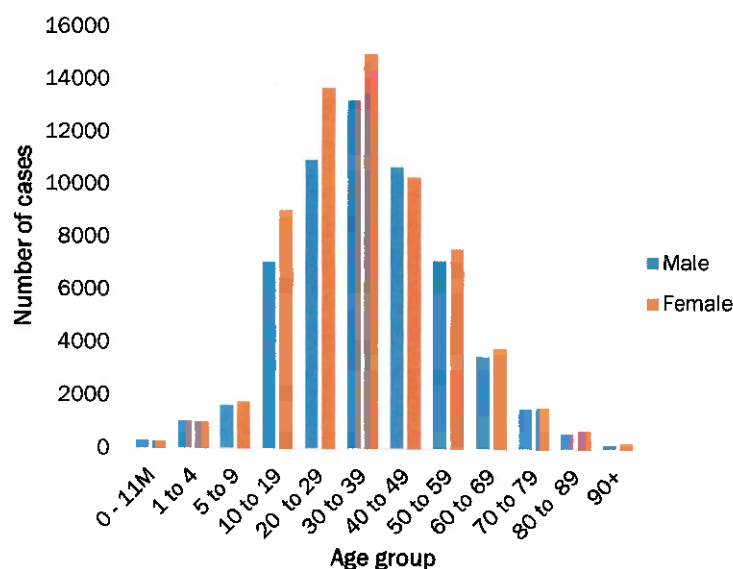


Figure 2: Age and Sex distribution of COVID-19 confirmed cases 18 August 2021

Table 5: COVID-19 specimen recorded at the Laboratories 18 August 2021

VARIABLES	TOTAL
Total samples received by the Laboratory	643 762
Total samples tested	629 606
Total samples re-tested	14 039
Total positive results	123 242
Total negative results	506 360
Total samples discarded	117
Invalid results	0
Total pending results	0
Indeterminant/Inconclusive	4
Suspected cases in 24 hours (excluding re-tests)	1 865

➤ The laboratory testing capacity has been enhanced; with a total of fifteen (15) laboratories carrying out the testing of samples: NIP, Path-Care, UNAM Molecular, Central Veterinary Laboratory, Namib Poultry, NAMDEB, NamPath, Namibia Central Pathology, DiagnoLab, High Care, Alpha Medical Laboratory, Des-Jo Medical Test Centre, ProQuest Diagnostic Laboratory, MAXI and Medlink Laboratory Services.

➤ To date, **643 645** tests (including **14 039** re-tests) have been conducted by authorized laboratories.

➤ Since the beginning of the outbreak, **135 763** contacts of confirmed cases have been identified, **326** new contacts were identified within the last 24 hours from 13 regions.

➤ Cumulatively, **132 357** contacts have completed their monitoring period, while **147** contacts are lost to follow-up and a total of **24 024 (19%)** contacts of confirmed cases have tested positive.

➤ Today, **853 (45%)** out of **1 902** active contacts were monitored.

PUBLIC HEALTH ACTION (S)

- Public Health measures continues to be enforced as the situation is closely monitored.
- The COVID-19 vaccination programme is ongoing throughout the country
- The government and development partners continue to prioritize the continuation of essential health services.


CHALLENGES

- Poor adherence to COVID-19 Infection Prevention and Control (IPC) measures by the general public.

RECOMMENDATIONS

- Continue to give awareness on the importance of adhering to COVID-19 IPC measures; with the involvement of the Security Cluster.

APPROVED




INCIDENT MANAGER
18 AUGUST 2021



SECRETARIAT

For enquiries, please contact
Namibia Public Health Emergency Operations Centre;

 PHEOC@mhss.gov.na

 0800 100 100

 0851 100 100