



NAMIBIA COVID-19 SITUATION REPORT NO. 522

Outbreak Name	COVID-19 outbreak	Country affected	Namibia
Date & Time	22 August 2021 20h00	Investigation start Date	13 March 2020
Prepared by	Surveillance Team		

HIGHLIGHTS/SITUATION UPDATE (22/08/2021)

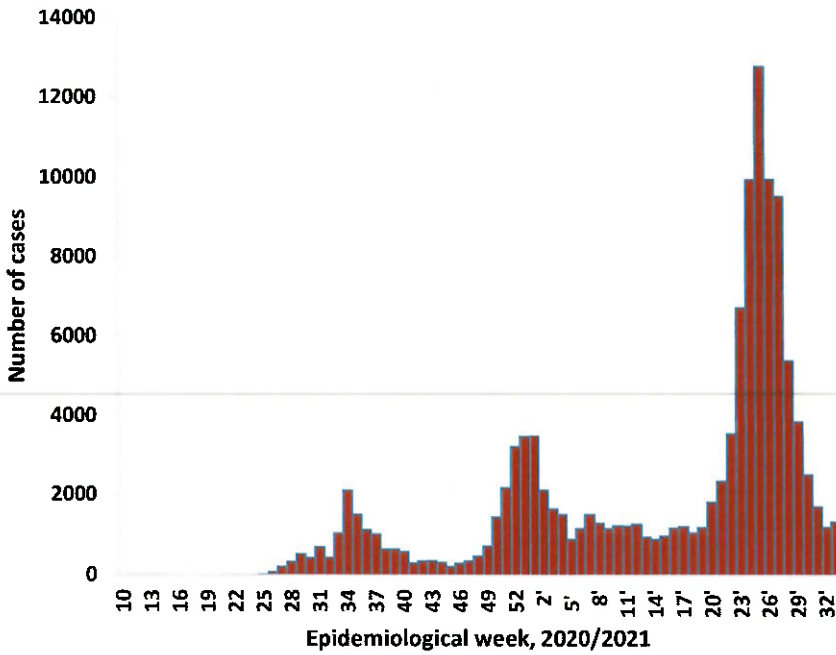
CUMULATIVE		CUMULATIVE	
Tested 650 136		Tested 1 374	
Confirmed 124 032		Confirmed 171	
Actives 2 391		Actives 2 391	
Recoveries 118 284		Recoveries 170	
Vaccinated		Vaccinated	
1 <sup>st</sup> doses 202 284	2 <sup>nd</sup> doses 98 301	1 <sup>st</sup> doses 1 767	2 <sup>nd</sup> doses 1 742
Deaths 3 346		Death 1	

- A total of **124 032** cases have been recorded to-date, representing **5%** of the total population (**2 550 226**).
- More female cases **65 777 (53%)** have been recorded.
- Of the total confirmed cases, **4 240 (3%)** are Health Workers.
  - 3 524 (83%) State; 708 (17%) Private, 8 (0.2%) Non-Governmental Organizations.
  - 4 157 (98%) recoveries and 25 (0.6%) deaths.
- The recovery rate now stands at **95%**.
- Khomas and Erongo regions reported the highest number of cases with **41 249 (33%)** and **18 059 (15%)** respectively.
- Of the total fatalities, **3 068 (92%)** are COVID-19 deaths while **278 (8%)** are COVID-19 related deaths. The case fatality rate now stands at **2.7%**.

**Table 1: Distribution of confirmed COVID-19 cases by region, 22 August 2021**

Region	Total cases daily	Total No. of cases	Active cases	Recoveries	Cumulative Deaths	Cumulative deaths with co-morbidities	Non-COVID deaths	Health Workers
Erongo	4	18 059	824	16 828	402	335	5	412
Hardap	0	7 371	74	7 041	256	160	0	122
Karas	2	7 582	141	7 300	141	124	0	230
Kavango East	0	5 409	16	5 216	177	114	0	244
Kavango West	1	588	17	554	17	14	0	38
Khomas	6	41 249	266	40 139	843	658	1	1 481
Kunene	6	3 426	64	3 277	85	69	0	91
Ohangwena	54	4 187	383	3 676	126	81	2	145
Omaheke	47	3 736	77	3 410	249	172	0	119
Omusati	38	5 129	317	4 612	200	121	0	171
Oshana	3	8 753	83	8 353	316	187	1	515
Oshikoto	3	6 501	49	6 289	161	128	2	312
Otjozondjupa	7	9 171	68	8 833	270	185	0	256
Zambezi	0	2 871	12	2 756	103	59	0	104
<b>Total</b>	<b>171</b>	<b>124 032</b>	<b>2 391</b>	<b>118 284</b>	<b>3 346</b>	<b>2 407</b>	<b>11</b>	<b>4 240</b>

## EPIDEMIOLOGICAL SITUATION IN NAMIBIA



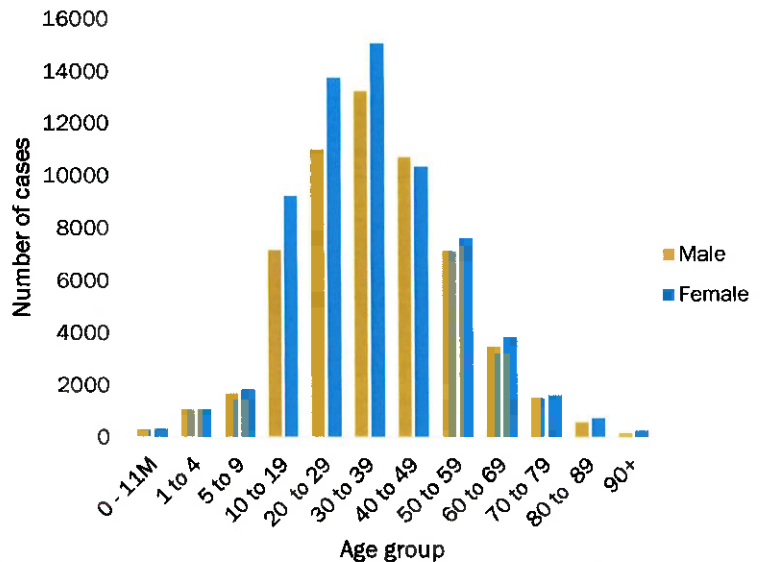
- The highest peak of **12 787 (10%)** cases was recorded during week 25 of 2021 (Figure 1).
- After a peak in epi-week 25, the country has seen a gradual reduction in the average number of confirmed cases to 170 in epi-week 32.

**Figure 1: Epi-curve for confirmed COVID-19 cases, 22 August 2021**

**Table 2: The current distribution for hospitalization of confirmed cases by region, 22 August 2021**

Region	Hospitalized confirmed cases	Intensive Care Unit
Erongo	18	11
Hardap	5	0
ǀKaras	15	0
Kavango East	11	0
Kavango West	0	0
Khomas	39	18
Kunene	16	0
Ohangwena	17	0
Omaheke	1	0
Omusati	24	0
Oshana	34	8
Oshikoto	10	3
Otjozondjupa	12	0
Zambezi	3	0
<b>Total</b>	<b>205</b>	<b>40</b>

- Of the total confirmed cases, **74 227 (60%)** are in the 20-49 years age-brackets which constitutes the majority of the recorded cases.
- A total of **19 935 (16%)** of the confirmed cases are among the 5-19 years category.
- A total of **14 802 (12%)** of the confirmed cases are among the 50 - 59 years group.
- The under 5 years age group make up **2 762 (2%)** of the total cases whereas, **12 306 (10%)** are above 60 years of age.



**Figure 2: Age and Sex distribution of COVID-19 confirmed cases 22 August 2021**

**Table 3: COVID-19 specimen recorded at the Laboratories  
22 August 2021**

VARIABLES	TOTAL
Total samples received by the Laboratory	650 253
Total samples tested	636 033
Total samples re-tested	14 103
Total positive results	124 032
Total negative results	511 990
Total samples discarded	117
Invalid results	0
Total pending results	6
Indeterminant/Inconclusive	5
Suspected cases in 24 hours (excluding re-tests)	1 361

- The laboratory testing capacity has been enhanced; with a total of fifteen (15) laboratories carrying out the testing of samples: NIP, Path-Care, UNAM Molecular, Central Veterinary Laboratory, Namib Poultry, NAMDEB, NamPath, Namibia Central Pathology, DiagnoLab, High Care, Alpha Medical Laboratory, Des-Jo Medical Test Centre, ProQuest Diagnostic Laboratory, MAXI and Medlink Laboratory Services.
- To date, **650 136** tests (including **14 103** re-tests) have been conducted by authorized laboratories.
- Since the beginning of the outbreak, **136 707** contacts of confirmed cases have been identified, **57** new contacts were identified within the last 24 hours from 11 regions.
- Cumulatively, **133 119** contacts have completed their monitoring period, while **147** contacts are lost to follow-up and a total of **24 325 (20%)** contacts of confirmed cases have tested positive.
- Today, **909 (44%)** out of **2 052** active contacts were monitored.

**Table 4: Number of people in quarantine, 22 August 2021**

Region	Newly quarantined 24 hours	Cumulative number	Number discharged	Number in quarantine now
Erongo	0	6931	6517	414
Hardap	0	2824	2814	10
Kavango (East and West)	0	1665	1665	0
Khomas	0	3689	3689	0
Kharas	0	9445	9303	142
Kunene	0	6079	5882	197
Ohangwena	0	695	695	0
Omaheke	0	13114	12835	279
Omusati	6	2547	2360	187
Oshana	0	400	400	0
Oshikoto	0	21254	20937	317
Otjozondjupa	0	1540	1540	0
Zambezi	0	1991	1824	167
<b>Total</b>	<b>6</b>	<b>72 174</b>	<b>70 461</b>	<b>1 713</b>

- Since March 2020, **72 174** people have been placed into quarantine around the country.
- A total of **1 713** people are currently in quarantine, with **6** new admissions.

**Table 5: Summary of COVID-19 vaccine doses administered, 22 August 2021**

Region	Cumulative no. of persons vaccinated with doses of Sinopharm and AstraZeneca		Targeted Population	Vaccination Coverage (%)	Cumulative no. of Healthcare Workers vaccinated with doses of Sinopharm and AstraZeneca	
	1 <sup>st</sup> doses	2 <sup>nd</sup> doses			1 <sup>st</sup> doses	2 <sup>nd</sup> doses
Erongo	21 544	10 703	121 682	9%	907	588
Hardap	12 430	4 324	56 741	7%	415	274
Kharas	8 799	4 882	55 489	9%	567	265
Kavango East	10 735	4 342	117 665	4%	831	414
Kavango West	4 619	2 358	29 228	8%	329	205
Khomas	56 342	31 582	286 641	11%	3 208	1 878
Kunene	10 123	3 723	66 499	6%	508	332
Ohangwena	12 693	4 907	164 102	3%	634	341
Omaheke	8 783	2 960	51 765	6%	332	192
Omusati	13 622	6 056	139 451	4%	775	438
Oshana	12 598	6 773	126 374	5%	1 117	712
Oshikoto	10 544	4 865	124 395	4%	659	452
Otjozondjupa	15 983	8 605	97 903	9%	684	434
Zambezi	3 469	2 221	63 106	4%	425	330
<b>Total</b>	<b>202 284</b>	<b>98 301</b>	<b>1 501 041</b>	<b>7%</b>	<b>11 391</b>	<b>6 855</b>

### PUBLIC HEALTH ACTION (S)

- Public Health measures continues to be enforced as the situation is closely monitored.
- The COVID-19 vaccination programme is ongoing throughout the country
- The government and development partners continue to prioritize the continuation of essential health services.

### CHALLENGES

- Poor adherence to COVID-19 Infection Prevention and Control (IPC) measures by the general public.

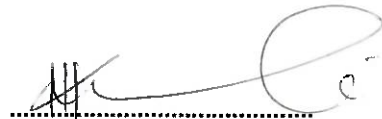
### RECOMMENDATIONS

- Continue to give awareness on the importance of adhering to COVID-19 IPC measures; with the involvement of the Security Cluster.

APPROVED





INCIDENT MANAGER  
22 AUGUST 2021




SECRETARIAT

For enquiries, please contact  
Namibia Public Health Emergency Operations Centre;

 [PHEOC@mhss.gov.na](mailto:PHEOC@mhss.gov.na)

 0800 100 100

 0851 100 100