



NAMIBIA COVID-19 SITUATION REPORT NO. 516

Outbreak Name	COVID-19 outbreak	Country affected	Namibia
Date & Time	16.08.2021 20h00	Investigation start Date	13 March 2020
Prepared by	Surveillance Team		

HIGHLIGHTS/SITUATION UPDATE (16/08/2021)

CUMULATIVE	TOTAL TODAY
Tested 640 036	Tested 1 045
Confirmed 122 885	Confirmed 186
Active 2 871	Active 2 871
Recoveries 116 703	Recoveries 220
Vaccinated 1 st doses 190 306 2 nd doses 83 629	Vaccinated 1 st doses 2 414 2 nd doses 2 965
Deaths 3 300	Deaths 12

*Please note: the number of deaths among Health Worker have been updated as per regional line lists

- A total of **122 885** cases have been recorded to-date, representing **5%** of the total population (**2 550 226**).
- More female cases **65 123 (53%)** have been recorded.
- Of the total confirmed cases, **4 217 (3%)** are Health Workers.
 - 3 502 (83%) State; 707 (17%) Private, 8 (0.2%) Non-Governmental Organizations.
 - 4 024 (95%) recoveries and 25* (0.6%) deaths.
- The recovery rate now stands at **95%**.
- Khomas and Erongo regions reported the highest number of cases with **41 157 (34%)** and **17 949 (15%)** respectively.
- Of the total fatalities, **3 022 (92%)** are COVID-19 deaths while **278 (8%)** are COVID-19 related deaths. The case fatality rate now stands at **2.7%**.

Table 1: Distribution of confirmed COVID-19 cases by region, 16 August 2021

Region	Total cases daily	Total No. of cases	Active cases	Recoveries	Cumulative Deaths	Cumulative deaths with co-morbidities	Non-COVID deaths	Health Workers
Erongo	6	17 949	720	16 826	398	331	5	407
Hardap	3	7 341	70	7 017	254	158	0	122
Kharas	10	7 471	30	7 300	141	124	0	225
Kavango East	1	5 392	30	5 186	176	113	0	244
Kavango West	0	582	23	544	15	12	0	38
Khomas	8	41 157	231	40 087	838	656	1	1 480
Kunene	5	3 395	67	3 258	70	58	0	91
Ohangwena	20	3 985	315	3 543	125	80	2	141
Omaheke	0	3 649	0	3 403	246	170	0	119
Omusati	19	4 916	224	4 500	192	119	0	171
Oshana	90	8 673	228	8 129	315	186	1	510
Oshikoto	7	6 425	216	6 049	158	126	2	312
Otjondjupa	8	9 108	61	8 778	269	184	0	254
Zambezi	9	2 842	656	2 083	103	59	0	103
Total	186	122 885	2 871	116 703	3 300	2 376	11	4 217

Table 2: The current distribution for hospitalization of confirmed cases by region, 16 August 2021

Region	Hospitalized confirmed cases	Intensive Care Unit
Erongo	22	11
Hardap	0	0
Kharas	15	0
Kavango East	7	0
Kavango West	2	0
Khomas	45	19
Kunene	35	0
Ohangwena	22	0
Omaheke	4	0
Omusati	15	0
Oshana	40	9
Oshikoto	11	4
Otjozondjupa	13	0
Zambezi	4	0
Total	235	43

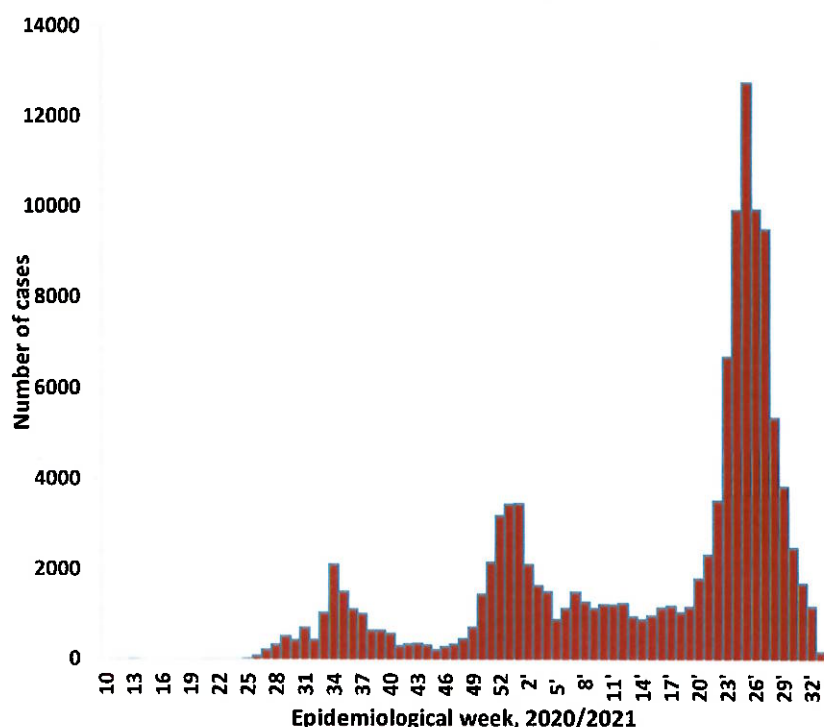


Figure 1: Epi-curve for confirmed COVID-19 cases, 16 August 2021

➤ The highest peak of **12 787 (10%)** cases was recorded during week 25 of 2021 (Figure 1).

➤ After a peak in epi-week 25, the country has seen a gradual reduction in the average number of confirmed cases to 170 in epi-week 32.

➤ The National Call Center continues operations for 24 hours daily.

➤ Today (16/08/2021), **436** calls were answered including **9** alerts.

Table 3: Summary of COVID-19 vaccine doses administered, as of 16 August 2021

Region	Cumulative no. of persons vaccinated with doses of Sinopharm and AstraZeneca		Cumulative no. of Healthcare Workers vaccinated with doses of Sinopharm and AstraZeneca	
	1 st doses	2 nd doses	1 st doses	2 nd doses
Erongo	19 591	9 242	894	561
Hardap	11 101	3 774	402	259
Kharas	8 024	3 994	565	249
Kavango East	10 149	3 949	823	391
Kavango West	4 133	1 955	328	196
Khomas	53 863	26 410	3 127	1 746
Kunene	9 548	3 038	507	331
Ohangwena	11 814	4 049	629	328
Omaheke	8 484	2 580	330	179
Omusati	12 902	5 030	770	438
Oshana	12 057	5 824	1 117	699
Oshikoto	9 876	4 185	646	435
Otjozondjupa	15 422	7 646	641	315
Zambezi	3 342	1 953	413	307
Total	190 306	83 629	11 192	6 434

Table 4: Number of people in quarantine, 16 August 2021

Region	Newly quarantined 24 hours	Cumulative number	Number discharged	Number in quarantine now
Erongo	0	6 931	6 517	414
Hardap	3	2 818	2 813	5
Kavango (East and West)	0	1 664	1 664	0
Khomas	0	3 689	3 674	15
Kharas	0	9 445	9 303	142
Kunene	0	6 079	5 823	256
Ohangwena	0	695	695	0
Omaheke	356	12 881	12 705	176
Omusati	78	2 454	2 316	138
Oshana	0	400	400	0
Oshikoto	132	20 756	20 367	387
Otjozondjupa	0	1 540	1 540	0
Zambezi	0	1 991	1 824	167
Total	569	71 343	69 643	1 700

- Since March 2020, **71 343** people have been placed into quarantine around the country.
- A total of **1 700** people are currently in quarantine, with **569** new admissions.

- Of the total confirmed cases, **73 770 (60%)** are in the 20-49 years age-brackets which constitutes the majority of the recorded cases.
- A total of **19 523 (16%)** of the confirmed cases are among the 5-19 years category.
- A total of **14 706 (12%)** of the confirmed cases are among the 50 - 59 years group.
- The under 5 years age group make up **2 711 (2%)** of the total cases whereas, **12 175 (10%)** are above 60 years of age.

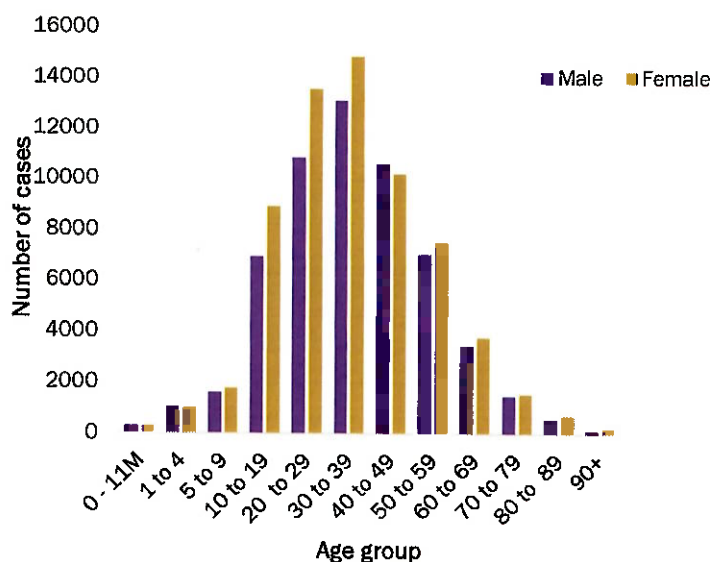


Figure 2: Age and Sex distribution of COVID-19 confirmed cases 16 August 2021

Table 5: COVID-19 specimen recorded at the Laboratories 16 August 2021

VARIABLES	TOTAL
Total samples received by the Laboratory	640 153
Total samples tested	626 026
Total samples re-tested	14 010
Total positive results	122 885
Total negative results	503 139
Total samples discarded	117
Invalid results	0
Total pending results	0
Indeterminant/Inconclusive	2
Suspected cases in 24 hours (excluding re-tests)	1 043

- The laboratory testing capacity has been enhanced; with a total of fifteen (15) laboratories carrying out the testing of samples: NIP, Path-Care, UNAM Molecular, Central Veterinary Laboratory, Namib Poultry, NAMDEB, NamPath, Namibia Central Pathology, DiagnoLab, High Care, Alpha Medical Laboratory, Des-Jo Medical Test Centre, ProQuest Diagnostic Laboratory, MAXI and Medlink Laboratory Services.
- To date, **640 036** tests (including **14 010** re-tests) have been conducted by authorized laboratories.
- Since the beginning of the outbreak, **134 847** contacts of confirmed cases have been identified, **254** new contacts were identified within the last 24 hours from 12 regions.
- Cumulatively, **131 129** contacts have completed their monitoring period, while **147** contacts are lost to follow-up and a total of **23 799 (19%)** contacts of confirmed cases have tested positive.
- Today, **668 (33%)** out of **2 024** active contacts were monitored.

PUBLIC HEALTH ACTION (S)

- Public Health measures continues to be enforced as the situation is closely monitored.
- The COVID-19 vaccination programme is ongoing throughout the country
- The government and development partners continue to prioritize the continuation of essential health services.

CHALLENGES


- Poor adherence to COVID-19 Infection Prevention and Control (IPC) measures by the general public.

RECOMMENDATIONS




- Continue to give awareness on the importance of adhering to COVID-19 IPC measures; with the involvement of the Security Cluster.

APPROVED


.....
INCIDENT MANAGER
16 AUGUST 2021


.....
SECRETARIAT

For enquiries, please contact
Namibia Public Health Emergency Operations Centre;

-  PHEOC@mhss.gov.na
-  0800 100 100
-  0851 100 100