



NAMIBIA COVID-19 SITUATION REPORT NO. 541

Outbreak Name	COVID-19 outbreak	Country affected	Namibia
Date & Time	10 September 2021 20h00	Investigation start Date	13 March 2020
Prepared by	Surveillance Team		

HIGHLIGHTS/SITUATION UPDATE (10/09/2021)

CUMULATIVE	TOTAL TODAY
Tested 677 226	Tested 1 340
Confirmed 126 290	Confirmed 87
Active 1 470	Active 1 470
Recoveries 121 373	Recoveries 133
Vaccinated 1 st doses 230 760 2 nd doses 140 757	Vaccinated 1 st doses 2 205 2 nd doses 2 980
Deaths 3 435	Deaths 4

- A total of **126 290** cases have been recorded to-date, representing **5%** of the total population (**2 550 226**).
- More female cases **67 117 (53%)** have been recorded.
- Of the total confirmed cases, **4 296 (3%)** are Health Workers, with **3** new confirmations today.
 - 3 577 (83%) State; 711 (17%) Private, 8 (0.2%) Non-Governmental Organizations.
 - 4 265 (99%) recoveries and 25 (0.6%) deaths.
- The recovery rate now stands at **96%**.
- Khomas and Erongo regions reported the highest number of cases with **41 458 (33%)** and **18 195 (14%)** respectively.
- Of the total fatalities, **3 151 (92%)** are COVID-19 deaths while **284 (8%)** are COVID-19 related deaths. The case fatality rate now stands at **2.7%**.

Table 1: Distribution of confirmed COVID-19 cases by region, 10 September 2021

Region	Total cases daily	Total No. of cases	Active cases	Recoveries	Cumulative Deaths	Cumulative deaths with co-morbidities	Non-COVID deaths	Health Workers
Erongo	7	18 195	69	17 713	408	339	5	417
Hardap	0	7 412	19	7 136	257	160	0	123
ǀKaras	6	7 733	171	7 418	144	125	0	235
Kavango East	4	5 449	18	5 242	188	115	1	245
Kavango West	1	625	30	577	18	16	0	38
Khomas	15	41 458	343	40 262	852	665	1	1 489
Kunene	0	3 619	139	3 382	98	76	0	96
Ohangwena	15	4 511	253	4 119	137	86	2	149
Omaheke	3	3 959	78	3 631	250	173	0	121
Omusati	12	5 454	109	5 130	215	130	0	177
Oshana	6	8 948	113	8 508	326	194	1	523
Oshikoto	13	6 642	53	6 420	167	133	2	318
Otjozondjupa	4	9 353	68	9 015	270	185	0	260
Zambezi	1	2 932	7	2 820	105	59	0	105
Total	87	126 290	1 470	121 373	3 435	2 452	12	4 297

EPIDEMIOLOGICAL SITUATION IN NAMIBIA

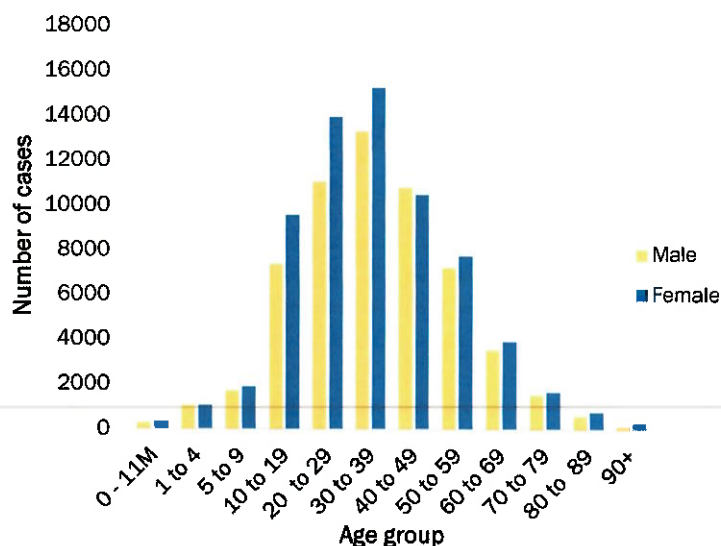


Figure 2: Age and Sex distribution of COVID-19 confirmed cases 10 September 2021

- Of the total confirmed cases, **75 100 (60%)** are in the 20-49 years age-brackets which constitutes the majority of the recorded cases.
- A total of **20 763 (16%)** of the confirmed cases are among the 5-19 years category.
- A total of **14 997 (12%)** of the confirmed cases are among the 50 - 59 years group.
- The under 5 years age group make up **2 839 (2%)** of the total cases whereas, **12 591 (10%)** are above 60 years of age.

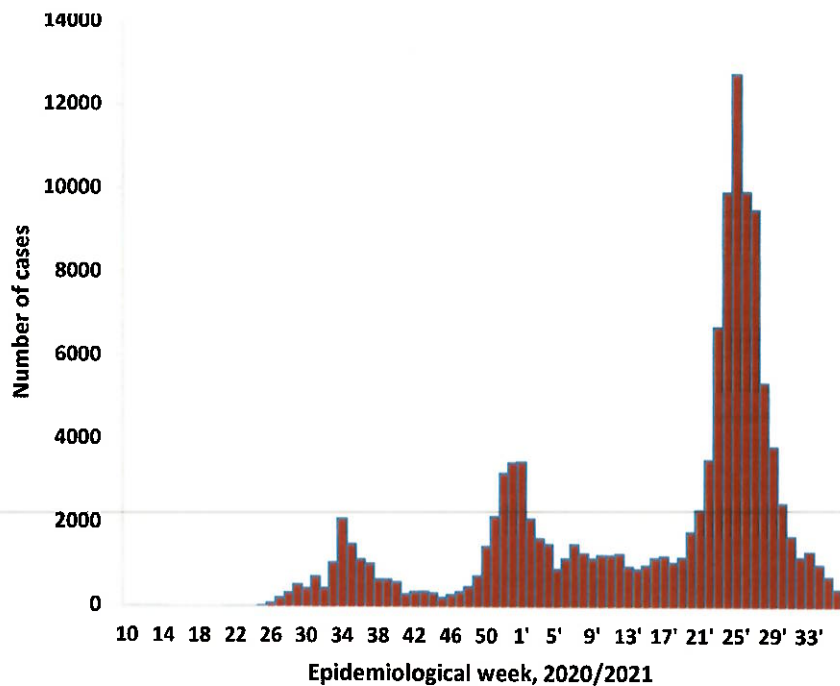
Table 2: The current distribution for hospitalization of confirmed cases by region, 10 September 2021

Region	Hospitalized confirmed cases	Intensive Care Unit
Erongo	19	7
Hardap	1	0
Kharas	8	0
Kavango East	10	0
Kavango West	1	0
Khomas	23	6
Kunene	18	0
Ohangwena	21	0
Omaheke	5	0
Omusati	21	0
Oshana	11	4
Oshikoto	6	2
Otjozondjupa	4	0
Zambezi	4	0
Total	152	19

- The laboratory testing capacity has been enhanced; with a total of fifteen (15) laboratories carrying out the testing of samples: NIP, Path-Care, UNAM Molecular, Central Veterinary Laboratory, Namib Poultry, NAMDEB, NamPath, Namibia Central Pathology, DiagnoLab, High Care, Alpha Medical Laboratory, Des-Jo Medical Test Centre, ProQuest Diagnostic Laboratory, MAXI and Medlink Laboratory Services.
- To date, **677 226** tests (including **14 185** re-tests) have been conducted by authorized laboratories.
- Since the beginning of the outbreak, **141 224** contacts of confirmed cases have been identified, **164** new contacts were identified within the last 24 hours from 10 regions.
- Cumulatively, **138 244** contacts have completed their monitoring period, while **288** contacts are lost to follow-up and a total of **24 905 (20%)** contacts of confirmed cases have tested positive.
- Today, **542 (37%)** out of **1 483** active contacts were monitored.

Table 3: COVID-19 specimen recorded at the Laboratories 10 September 2021

VARIABLES	TOTAL
Total samples received by the Laboratory	677 343
Total samples tested	663 041
Total samples re-tested	14 185
Total positive results	126 285
Total negative results	536 742
Total samples discarded	117
Invalid results	0
Total pending results	7
Indeterminant/Inconclusive	7
Suspected cases in 24 hours (excluding re-tests)	1 334



➤ The highest peak of **12 787 (10%)** cases was recorded during week 25 of 2021 (Figure 2).

➤ The National Call Center continues operations for 24 hours daily.
 ➤ Today (10/09/2021), **594** calls were answered.

Figure 2: Epi-curve for confirmed COVID-19 cases, 10 September 2021

Table 4: Number of people in quarantine, 10 September 2021

Region	Newly quarantined 24 hours	Cumulative number	Number discharged	Number in quarantine now
Erongo	0	6 931	6 641	290
Hardap	0	2 874	2 862	12
Kavango (East and West)	0	1 669	1 669	0
Khomas	0	3 693	3 692	1
Kharas	0	9 909	9 789	120
Kunene	0	6 355	6 155	200
Ohangwena	0	695	695	0
Omaheke	0	14 747	14 601	146
Omusati	0	2 865	2 787	78.
Oshana	0	400	400	0
Oshikoto	68	22 214	22 067	147
Otjozondjupa	0	1 707	1 700	7
Zambezi	0	1 991	1 991	0
Total	68	76 050	75 049	1 001

- Since March 2020, **76 050** people have been placed into quarantine around the country.
- A total of **1 001** people are currently in quarantine, with **68** admissions.

Table 5: Summary of COVID-19 vaccine doses administered, 10 September 2021

Region	Cumulative no. of persons vaccinated with doses of Sinopharm and AstraZeneca		Targeted Population	Vaccination Coverage (%)	Cumulative no. of Healthcare Workers vaccinated with doses of Sinopharm and AstraZeneca	
	1 st doses	2 nd doses			1 st doses	2 nd doses
Erongo	25 011	15 718	121 682	13%	996	637
Hardap	14 902	7 813	56 741	13%	447	329
Kharas	10 113	6 432	55 489	12%	600	302
Kavango East	11 902	5 675	117 665	5%	865	492
Kavango West	5 438	3 530	29 228	12%	341	257
Khomas	62 444	41 194	286 641	14%	3335	2114
Kunene	12 569	6 204	66 499	9%	538	380
Ohangwena	14 747	8 351	164 102	5%	663	435
Omaheke	10 649	5 419	51 765	10%	350	216
Omusati	15 254	9 362	139 451	7%	801	525
Oshana	14 059	9 376	126 374	7%	1262	830
Oshikoto	12 111	7 362	124 395	6%	700	526
Otjozondjupa	17 726	11 597	97 903	12%	712	461
Zambezi	3 835	2 724	63 106	4%	471	410
Total	230 760	140 757	1 501 041	9%	12081	7914

PUBLIC HEALTH ACTION (S)

- The COVID-19 vaccination programme is ongoing throughout the country.
- Public Health measures continue to be enforced as the situation is closely monitored.
- The government and development partners continue to prioritize the continuation of essential health services.

CHALLENGES

- Slow vaccine uptake among members of the public, and circulation of anti-vaccination information.
- Poor adherence to COVID-19 Infection Prevention and Control (IPC) measures by the general public.

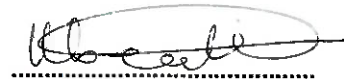
RECOMMENDATIONS

- Encourage the public to get vaccinated and strengthen community health awareness to encounter anti-vaccination information in circulation.
- Continue to give awareness on the importance of adhering to COVID-19 IPC measures; with the involvement of the Security Cluster.

APPROVED




INCIDENT MANAGER
10 SEPTEMBER 2021



SECRETARIAT

For enquiries, please contact
Namibia Public Health Emergency Operations Centre;

 PHEOC@mhss.gov.na

 0800 100 100

 0851 100 100