



NAMIBIA COVID-19 SITUATION REPORT NO. 542

Outbreak Name	COVID-19 outbreak	Country affected	Namibia
Date & Time	11 September 2021 20h00	Investigation start Date	13 March 2020
Prepared by	Surveillance Team		

HIGHLIGHTS/SITUATION UPDATE (11/09/2021)

CUMULATIVE	TOTAL TODAY
Tested 678 222	Tested 996
Confirmed 126 341	Confirmed 51
Active 1 477	Active 1 477
Recoveries 121 416	Recoveries 43
Vaccinated 1 st doses 231 283 2 nd doses 141 295	Vaccinated 1 st doses 523 2 nd doses 538
Deaths 3 436	Deaths 1

- A total of **126 341** cases have been recorded to-date, representing **5%** of the total population (**2 550 226**).
- More female cases **67 145 (53%)** have been recorded.
- Of the total confirmed cases, **4 296 (3%)** are Health Workers, with no new confirmations today.
 - 3 577 (83%) State; 711 (17%) Private, 8 (0.2%) Non-Governmental Organizations.
 - 4 265 (99%) recoveries and 25 (0.6%) deaths.
- The recovery rate now stands at **96%**.
- Khomas and Erongo regions reported the highest number of cases with **41 462 (33%)** and **18 199 (14%)** respectively.
- Of the total fatalities, **3 152 (92%)** are COVID-19 deaths while **284 (8%)** are COVID-19 related deaths. The case fatality rate now stands at **2.7%**.

Table 1: Distribution of confirmed COVID-19 cases by region, 11 September 2021

Region	Total cases daily	Total No. of cases	Active cases	Recoveries	Cumulative Deaths	Cumulative deaths with co-morbidities	Non-COVID deaths	Health Workers
Erongo	4	18 199	73	17 713	408	339	5	417
Hardap	0	7 412	16	7 139	257	160	0	123
Kharas	0	7 733	171	7 418	144	125	0	235
Kavango East	0	5 449	18	5 242	188	115	1	245
Kavango West	2	627	32	577	18	16	0	38
Khomas	4	41 462	340	40 268	853	666	1	1 489
Kunene	19	3 638	158	3 382	98	76	0	96
Ohangwena	0	4 511	253	4 119	137	86	2	149
Omaheke	1	3 960	79	3 631	250	173	0	121
Omusati	11	5 465	98	5 152	215	130	0	177
Oshana	1	8 949	114	8 508	326	194	1	523
Oshikoto	0	6 642	53	6 420	167	133	2	318
Otjozondjupa	8	9 361	65	9 026	270	185	0	260
Zambezi	1	2 933	7	2 821	105	59	0	105
Total	51	126 341	1 477	121 416	3 436	2 453	12	4 297

EPIDEMIOLOGICAL SITUATION IN NAMIBIA

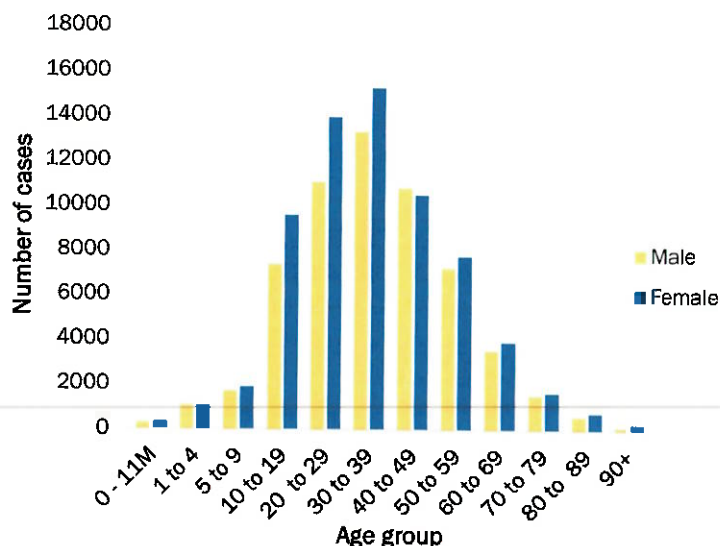


Figure 2: Age and Sex distribution of COVID-19 confirmed cases 11 September 2021

- Of the total confirmed cases, **75 127 (59%)** are in the 20-49 years age-brackets which constitutes the majority of the recorded cases.
- A total of **20 778 (16%)** of the confirmed cases are among the 5-19 years category.
- A total of **14 998 (12%)** of the confirmed cases are among the 50 - 59 years group.
- The under 5 years age group make up **2 841 (2%)** of the total cases whereas, **12 597 (10%)** are above 60 years of age.

Table 2: The current distribution for hospitalization of confirmed cases by region, 11 September 2021

Region	Hospitalized confirmed cases	Intensive Care Unit
Erongo	19	7
Hardap	1	0
Kharas	8	0
Kavango East	9	0
Kavango West	1	0
Khomas	22	5
Kunene	18	0
Ohangwena	21	0
Omaheke	5	0
Omusati	21	0
Oshana	11	2
Oshikoto	6	2
Otjozondjupa	4	0
Zambezi	3	0
Total	149	16

➤ The laboratory testing capacity has been enhanced; with a total of fifteen (15) laboratories carrying out the testing of samples: NIP, Path-Care, UNAM Molecular, Central Veterinary Laboratory, Namib Poultry, NAMDEB, NamPath, Namibia Central Pathology, DiagnoLab, High Care, Alpha Medical Laboratory, Des-Jo Medical Test Centre, ProQuest Diagnostic Laboratory, MAXI and Medlink Laboratory Services.

➤ To date, **678 222** tests (including **14 179** re-tests) have been conducted by authorized laboratories.

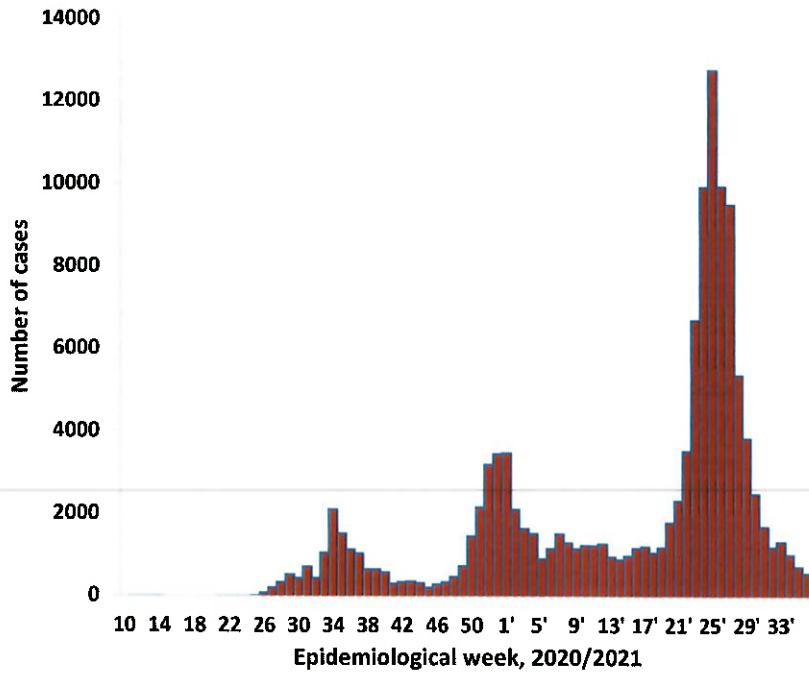
➤ Since the beginning of the outbreak, **141 244** contacts of confirmed cases have been identified, **20** new contacts were identified within the last 24 hours from 6 regions.

➤ Cumulatively, **138 303** contacts have completed their monitoring period, while **288** contacts are lost to follow-up and a total of **24 913 (20%)** contacts of confirmed cases have tested positive.

➤ Today, **139 (10%)** out of **1 444** active contacts were monitored.

Table 3: COVID-19 specimen recorded at the Laboratories 11 September 2021

VARIABLES	TOTAL
Total samples received by the Laboratory	678 339
Total samples tested	664 031
Total samples re-tested	14 191
Total positive results	126 336
Total negative results	537 681
Total samples discarded	117
Invalid results	0
Total pending results	7
Indeterminant/Inconclusive	7
Suspected cases in 24 hours (excluding re-tests)	1 027



➤ The highest peak of **12 787 (10%)** cases was recorded during week 25 of 2021 (Figure 2).

➤ The National Call Center continues operations for 24 hours daily.
 ➤ Today (11/09/2021), **630** calls were answered.

Figure 2: Epi-curve for confirmed COVID-19 cases, 11 September 2021

Table 4: Number of people in quarantine, 11 September 2021

Region	Newly quarantined 24 hours	Cumulative number	Number discharged	Number in quarantine now
Erongo	0	6 931	6 641	290
Hardap	1	2 875	2 863	12
Kavango (East and West)	0	1 669	1 669	0
Khomas	0	3 693	3 692	1
Kharas	0	9 909	9 789	120
Kunene	0	6 355	6 155	200
Ohangwena	0	695	695	0
Omaheke	55	14 802	14 601	201
Omusati	0	2 865	2 816	49
Oshana	0	400	400	0
Oshikoto	0	22 214	22 067	147
Otjozondjupa	0	1 707	1 700	7
Zambezi	0	1 991	1 991	0
Total	56	76 106	75 079	1 027

- Since March 2020, **76 106** people have been placed into quarantine around the country.
- A total of **1 027** people are currently in quarantine, with **56** admissions.

Table 5: Summary of COVID-19 vaccine doses administered, 11 September 2021

Region	Cumulative no. of persons vaccinated with doses of Sinopharm and AstraZeneca		Targeted Population	Vaccination Coverage (%)	Cumulative no. of Healthcare Workers vaccinated with doses of Sinopharm and AstraZeneca	
	1 st doses	2 nd doses			1 st doses	2 nd doses
Erongo	25 011	1 5718	121 682	13%	996	637
Hardap	14 902	7 813	56 741	14%	447	329
Kharas	10 113	6 432	55 489	12%	600	302
Kavango East	11 902	5 675	117 665	5%	865	492
Kavango West	5 438	3 530	29 228	12%	341	257
Khomas	62 596	41 445	286 641	14%	3 335	2 114
Kunene	12 569	6 204	66 499	9%	538	380
Ohangwena	14 747	8 351	164 102	5%	663	435
Omaheke	10 764	5 433	51 765	10%	350	216
Omusati	15 343	9 511	139 451	7%	805	526
Oshana	14 059	9 376	126 374	7%	1 262	830
Oshikoto	12 237	7 475	124 395	6%	700	526
Otjozondjupa	17 765	11 602	97 903	12%	712	461
Zambezi	3 837	2 730	63 106	4%	471	410
Total	231283	141 295	1 501 041	9%	12 085	7 915

PUBLIC HEALTH ACTION (S)

- The COVID-19 vaccination programme is ongoing throughout the country.
- Public Health measures continue to be enforced as the situation is closely monitored.
- The government and development partners continue to prioritize the continuation of essential health services.


CHALLENGES

- Slow vaccine uptake among members of the public, and circulation of anti-vaccination information.
- Poor adherence to COVID-19 Infection Prevention and Control (IPC) measures by the general public.

RECOMMENDATIONS

- Encourage the public to get vaccinated and strengthen community health awareness to encounter anti-vaccination information in circulation.
- Continue to give awareness on the importance of adhering to COVID-19 IPC measures; with the involvement of the Security Cluster.

APPROVED




INCIDENT MANAGER
11 SEPTEMBER 2021



SECRETARIAT

For enquiries, please contact
Namibia Public Health Emergency Operations Centre;

 PHEOC@mhss.gov.na

 0800 100 100

 0851 100 100