



NAMIBIA COVID-19 SITUATION REPORT NO. 529

Outbreak Name	COVID-19 outbreak	Country affected	Namibia
Date & Time	29 August 2021 20h00	Investigation start Date	13 March 2020
Prepared by	Surveillance Team		

HIGHLIGHTS/SITUATION UPDATE (29/08/2021)

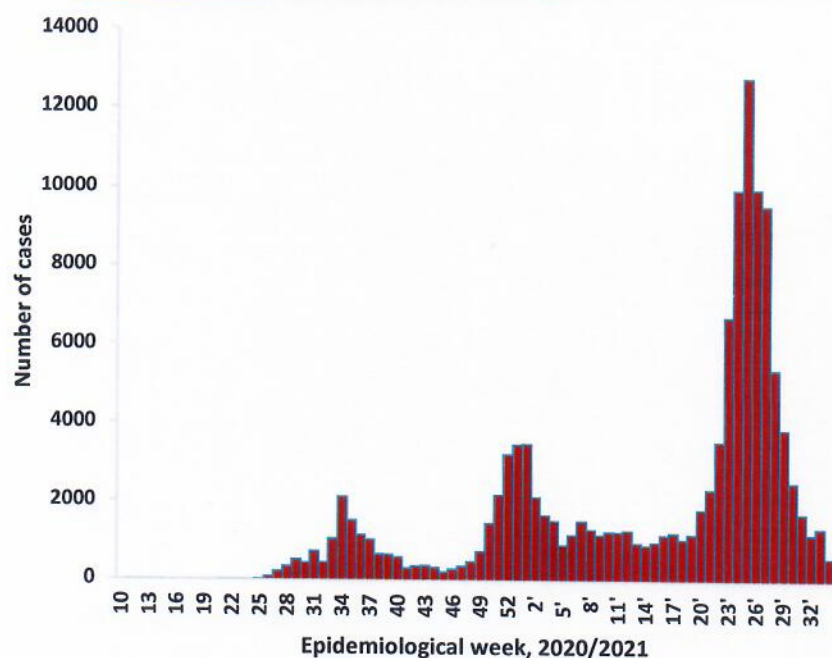
CUMULATIVE		CUMULATIVE	
Tested 660 118		Tested 1 728	
Confirmed 125 046		Confirmed 146	
Active 2 762		Active 2 762	
Recoveries 118 898		Recoveries 59	
Vaccinated		Vaccinated	
1 st doses 212 069	2 nd doses 112 853	1 st doses 951	2 nd doses 1 330
Deaths 3 375		Deaths 3	

- A total of **125 046** cases have been recorded to-date, representing **5%** of the total population (**2 550 226**).
- More female cases **66 356 (53%)** have been recorded.
- Of the total confirmed cases, **4 264 (3%)** are Health Workers.
 - 3 547 (83%) State; 709 (17%) Private, 8 (0.2%) Non-Governmental Organizations.
 - 4 233 (99%) recoveries and 25 (0.6%) deaths.
- The recovery rate now stands at **95%**.
- Khomas and Erongo regions reported the highest number of cases with **41 345 (33%)** and **18 124 (15%)** respectively.
- Of the total fatalities, **3 097 (92%)** are COVID-19 deaths while **278 (8%)** are COVID-19 related deaths. The case fatality rate now stands at **2.7%**.

Table 1: Distribution of confirmed COVID-19 cases by region, 29 August 2021

Region	Total cases daily	Total No. of cases	Active cases	Recoveries	Cumulative Deaths	Cumulative deaths with co-morbidities	Non-COVID deaths	Health Workers
Erongo	10	18 124	887	16 828	404	336	5	415
Hardap	0	7 390	40	7 094	256	160	0	123
Kharas	1	7 660	201	7 318	141	124	0	233
Kavango East	0	5 423	20	5 226	177	114	0	244
Kavango West	0	595	23	554	18	15	0	38
Khomas	5	41 345	312	40 188	844	659	1	1 483
Kunene	11	3 472	46	3 334	92	73	0	92
Ohangwena	36	4 342	488	3 721	131	84	2	146
Omaheke	23	3 941	229	3 463	249	172	0	121
Omusati	31	5 258	299	4 752	207	125	0	172
Oshana	24	8 842	132	8 389	320	191	1	521
Oshikoto	4	6 541	29	6 347	163	129	2	314
Otjozondjupa	1	9 221	41	8 910	270	185	0	257
Zambezi	0	2 892	15	2 774	103	59	0	105
Total	146	125 046	2 762	118 898	3 375	2 426	11	4 264

EPIDEMIOLOGICAL SITUATION IN NAMIBIA



➤ The highest peak of **12 787 (10%)** cases was recorded during week 25 of 2021 (Figure 1).

➤ The National Call Center continues operations for 24 hours daily.
 ➤ Today (29/08/2021), **499** calls were answered including **7** alerts.

Figure 1: Epi-curve for confirmed COVID-19 cases, 29 August 2021

Table 2: The current distribution for hospitalization of confirmed cases by region, 29 August 2021

Region	Hospitalized confirmed cases	Intensive Care Unit
Erongo	23	9
Hardap	5	0
Kharas	8	0
Kavango East	5	1
Kavango West	0	0
Khomas	51	13
Kunene	18	0
Ohangwena	13	0
Omaheke	5	0
Omusati	23	0
Oshana	26	7
Oshikoto	11	7
Otjozondjupa	7	0
Zambezi	1	0
Total	196	37

- Of the total confirmed cases, **74 609 (60%)** are in the 20-49 years age-brackets which constitutes the majority of the recorded cases.
- A total of **20 334 (16%)** of the confirmed cases are among the 5-19 years category.
- A total of **14 887 (12%)** of the confirmed cases are among the 50 - 59 years group.
- The under 5 years age group make up **2 792 (2%)** of the total cases whereas, **12 424 (10%)** are above 60 years of age.

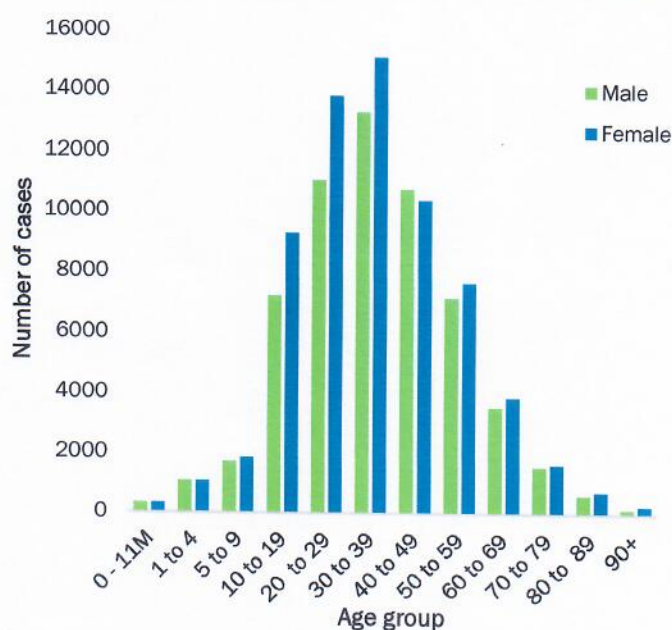


Figure 2: Age and Sex distribution of COVID-19 confirmed cases 29 August 2021

**Table 3: COVID-19 specimen recorded at the Laboratories
29 August 2021**

VARIABLES	TOTAL
Total samples received by the Laboratory	660 235
Total samples tested	645 990
Total samples re-tested	14 128
Total positive results	125 046
Total negative results	520 932
Total samples discarded	117
Invalid results	0
Total pending results	7
Indeterminant/Inconclusive	5
Suspected cases in 24 hours (excluding re-tests)	1 726

- The laboratory testing capacity has been enhanced; with a total of fifteen (15) laboratories carrying out the testing of samples: NIP, Path-Care, UNAM Molecular, Central Veterinary Laboratory, Namib Poultry, NAMDEB, NamPath, Namibia Central Pathology, DiagnoLab, High Care, Alpha Medical Laboratory, Des-Jo Medical Test Centre, ProQuest Diagnostic Laboratory, MAXI and Medlink Laboratory Services.
- To date, **660 118** tests (including **14 128** re-tests) have been conducted by authorized laboratories.
- Since the beginning of the outbreak, **138 861** contacts of confirmed cases have been identified, **266** new contacts were identified within the last 24 hours from 12 regions.
- Cumulatively, **135 628** contacts have completed their monitoring period, while **180** contacts are lost to follow-up and a total of **24 533 (20%)** contacts of confirmed cases have tested positive.
- Today, **994 (55%)** out of **1 810** active contacts were monitored.

Table 4: Number of people in quarantine, 29 August 2021

Region	Newly quarantined 24 hours	Cumulative number	Number discharged	Number in quarantine now
Erongo	0	6 931	6 531	400
Hardap	1	2 847	2 839	8
Kavango (East and West)	0	1 668	1 665	3
Khomas	0	3 692	3 690	2
Kharas	0	9 909	9 689	220
Kunene	0	6 355	6 133	222
Ohangwena	0	695	695	0
Omaheke	206	14 308	13 877	431
Omusati	11	2 681	2 541	140
Oshana	0	400	400	0
Oshikoto	0	21 576	21 310	266
Otjozondjupa	0	1 619	1 540	79
Zambezi	0	1 991	1 991	0
Total	218	74 672	72 901	1 771

- Since March 2020, **74 672** people have been placed into quarantine around the country.
- A total of **1 771** people are currently in quarantine, with **218** admissions.

Table 5: Summary of COVID-19 vaccine doses administered, 29 August 2021

Region	Cumulative no. of persons vaccinated with doses of Sinopharm and AstraZeneca		Targeted Population	Vaccination Coverage (%)	Cumulative no. of Healthcare Workers vaccinated with doses of Sinopharm and AstraZeneca	
	1 st doses	2 nd doses			1 st doses	2 nd doses
Erongo	22 731	12 005	121 682	10%	957	606
Hardap	13 610	5 657	56 741	10%	425	292
Kharas	9 196	5 386	55 489	10%	584	278
Kavango East	11 178	4 935	117 665	4%	831	446
Kavango West	4 956	2 730	29 228	9%	329	205
Khomas	58 229	35 255	286 641	12%	3262	1984
Kunene	10 979	4 415	66 499	7%	508	332
Ohangwena	13 405	6 069	164 102	4%	634	341
Omaheke	9 361	4 062	51 765	8%	335	200
Omusati	14 024	6 961	139 451	5%	775	438
Oshana	13 145	7 716	126 374	6%	1193	793
Oshikoto	11 119	5 684	124 395	5%	677	476
Otjozondjupa	16 542	9 591	97 903	10%	698	444
Zambezi	3 594	2 387	63 106	4%	448	362
Total	212 069	112 853	1 501 041	8%	11656	7197

PUBLIC HEALTH ACTION (S)

- Public Health measures continues to be enforced as the situation is closely monitored.
- The COVID-19 vaccination programme is ongoing throughout the country
- The government and development partners continue to prioritize the continuation of essential health services.

CHALLENGES

- Poor adherence to COVID-19 Infection Prevention and Control (IPC) measures by the general public.

RECOMMENDATIONS


- Continue to give awareness on the importance of adhering to COVID-19 IPC measures; with the involvement of the Security Cluster.


APPROVED



.....
INCIDENT MANAGER
29 AUGUST 2021


.....
SECRETARIAT

For enquiries, please contact
Namibia Public Health Emergency Operations Centre;

 PHEOC@mhss.gov.na

 0800 100 100

 0851 100 100