




NAMIBIA COVID-19 SITUATION REPORT NO. 531

Outbreak Name	COVID-19 outbreak	Country affected	Namibia
Date & Time	31 August 2021 20h00	Investigation start Date	13 March 2020
Prepared by	Surveillance Team		

HIGHLIGHTS/SITUATION UPDATE (31/08/2021)

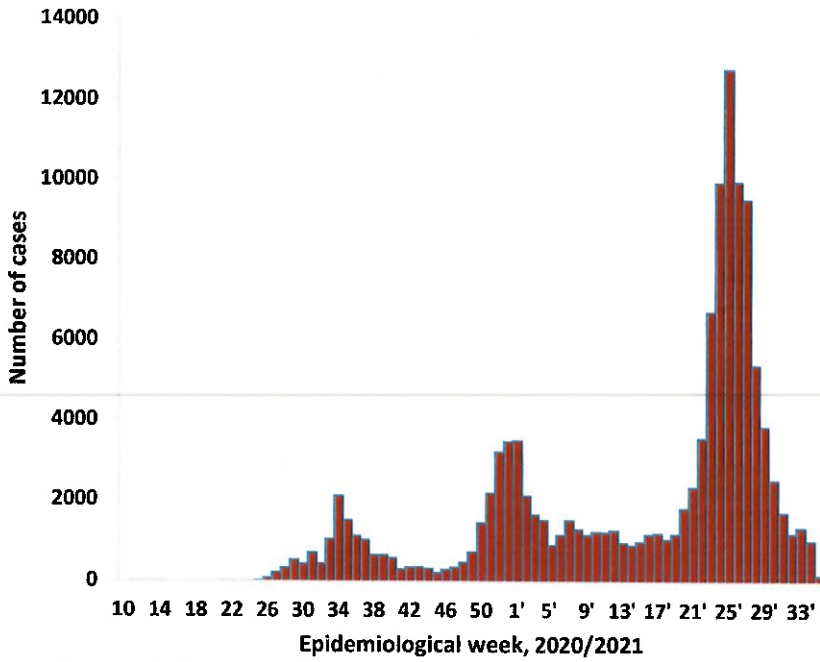


- A total of **125 206** cases have been recorded to-date, representing **5%** of the total population (**2 550 226**).
- More female cases **66 465 (53%)** have been recorded.
- Of the total confirmed cases, **4 268 (3%)** are Health Workers.
 - 3 551 (83%) State; 709 (17%) Private, 8 (0.2%) Non-Governmental Organizations.
 - 4 233 (99%) recoveries and 25 (0.6%) deaths.
- The recovery rate now stands at **96%**.
- Khomas and Erongo regions reported the highest number of cases with **41 366 (33%)** and **18 131 (15%)** respectively.
- Of the total fatalities, **3 115 (92%)** are COVID-19 deaths while **279 (8%)** are COVID-19 related deaths. The case fatality rate now stands at **2.7%**.

Table 1: Distribution of confirmed COVID-19 cases by region, 31 August 2021

Region	Total cases daily	Total No. of cases	Active cases	Recoveries	Cumulative Deaths	Cumulative deaths with co-morbidities	Non-COVID deaths	Health Workers
Erongo	5	18 131	892	16 828	406	337	5	415
Hardap	5	7 395	33	7 106	256	160	0	123
Kharas	8	7 683	123	7 418	142	124	0	233
Kavango East	2	5 425	7	5 236	182	114	0	244
Kavango West	0	595	6	571	18	16	0	38
Khomas	11	41 366	298	40 219	848	662	1	1 483
Kunene	0	3 473	24	3 355	94	74	0	92
Ohangwena	0	4 349	271	3 944	132	85	2	146
Omaheke	0	3 941	61	3 631	249	172	0	121
Omusati	8	5 285	137	4 940	208	126	0	172
Oshana	5	8 851	87	8 442	321	191	1	521
Oshikoto	5	6 559	47	6 347	163	129	2	315
Otjozondjupa	18	9 246	70	8 906	270	185	0	257
Zambezi	3	2 907	35	2 767	105	59	0	105
Total	70	125 206	2 091	119 710	3 394	2 434	11	4 265

EPIDEMIOLOGICAL SITUATION IN NAMIBIA



➤ The highest peak of **12 787 (10%)** cases was recorded during week 25 of 2021 (Figure 1).

➤ The National Call Center continues operations for 24 hours daily.
 ➤ Today (31/08/2021), **498** calls were answered including **5** alerts.

Figure 1: Epi-curve for confirmed COVID-19 cases, 31 August 2021

Table 2: The current distribution for hospitalization of confirmed cases by region, 31 August 2021

Region	Hospitalized confirmed cases	Intensive Care Unit
Erongo	23	7
Hardap	2	0
Karas	8	0
Kavango East	6	0
Kavango West	0	0
Khomas	25	9
Kunene	12	0
Ohangwena	21	0
Omaheke	3	0
Omusati	24	0
Oshana	27	5
Oshikoto	8	3
Otjozondjupa	6	0
Zambezi	0	0
Total	165	24

- Of the total confirmed cases, **74 682 (60%)** are in the 20-49 years age-brackets which constitutes the majority of the recorded cases.
- A total of **20 376 (16%)** of the confirmed cases are among the 5-19 years category.
- A total of **14 902 (12%)** of the confirmed cases are among the 50 - 59 years group.
- The under 5 years age group make up **2 796 (2%)** of the total cases whereas, **12 450 (10%)** are above 60 years of age.

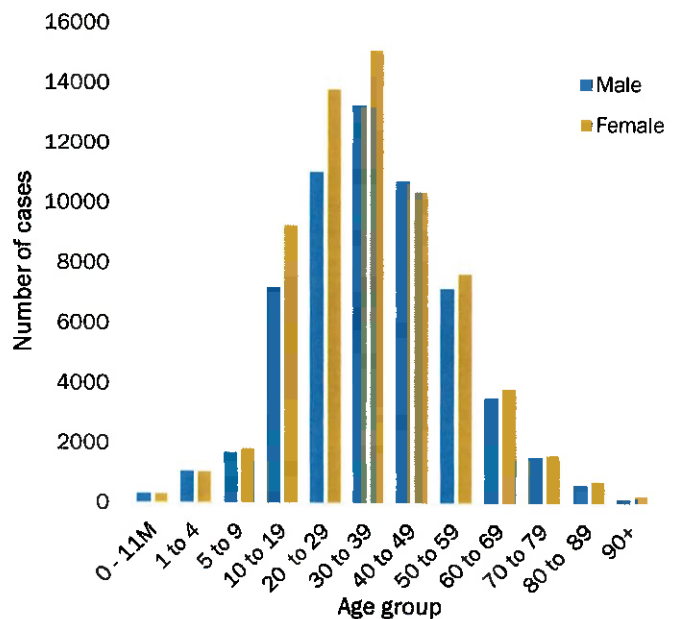


Figure 2: Age and Sex distribution of COVID-19 confirmed cases 31 August 2021

Table 3: COVID-19 specimen recorded at the Laboratories 31 August 2021

VARIABLES	TOTAL
Total samples received by the Laboratory	662 622
Total samples tested	648 370
Total samples re-tested	14 135
Total positive results	125 206
Total negative results	523 152
Total samples discarded	117
Invalid results	0
Total pending results	7
Indeterminant/Inconclusive	5
Suspected cases in 24 hours (excluding re-tests)	1 171

- The laboratory testing capacity has been enhanced; with a total of fifteen (15) laboratories carrying out the testing of samples: NIP, Path-Care, UNAM Molecular, Central Veterinary Laboratory, Namib Poultry, NAMDEB, NamPath, Namibia Central Pathology, DiagnoLab, High Care, Alpha Medical Laboratory, Des-Jo Medical Test Centre, ProQuest Diagnostic Laboratory, MAXI and Medlink Laboratory Services.
- To date, **662 505** tests (including **14 135** re-tests) have been conducted by authorized laboratories.
- Since the beginning of the outbreak, **139 351** contacts of confirmed cases have been identified, **270** new contacts were identified within the last 24 hours from 11 regions.
- Cumulatively, **136 331** contacts have completed their monitoring period, while **288** contacts are lost to follow-up and a total of **24 627 (20%)** contacts of confirmed cases have tested positive.
- Today, **1 031 (66%)** out of **1 572** active contacts were monitored.

Table 4: Number of people in quarantine, 31 August 2021

Region	Newly quarantined 24 hours	Cumulative number	Number discharged	Number in quarantine now
Erongo	0	6 931	6 531	400
Hardap	0	2 847	2 845	2
Kavango (East and West)	0	1 669	1 665	4
Khomas	0	3 692	3 690	2
Kharas	0	9 909	9 689	220
Kunene	0	6 355	6 133	222
Ohangwena	0	695	695	0
Omaheke	0	14 374	14 127	247
Omusati	78	2 759	2 565	194
Oshana	0	400	400	0
Oshikoto	96	21 762	21 502	260
Otjozondjupa	0	1 619	1 559	60
Zambezi	0	1 991	1 991	0
Total	174	75 003	73 392	1 611

- Since March 2020, **75 003** people have been placed into quarantine around the country.
- A total of **1 611** people are currently in quarantine, with **174** admissions.

Table 5: Summary of COVID-19 vaccine doses administered, 31 August 2021

Region	Cumulative no. of persons vaccinated with doses of Sinopharm and AstraZeneca		Targeted Population	Vaccination Coverage (%)	Cumulative no. of Healthcare Workers vaccinated with doses of Sinopharm and AstraZeneca	
	1 st doses	2 nd doses			1 st doses	2 nd doses
Erongo	23 175	12 714	121 682	10%	970	611
Hardap	13 852	5 975	56 741	10%	437	293
Kharas	9 394	5 600	55 489	10%	585	279
Kavango East	11 282	5 029	117 665	4%	831	449
Kavango West	5 094	2 901	29 228	10%	329	205
Khomas	58 842	36 466	286 641	13%	3286	2005
Kunene	11 068	4 667	66 499	7%	508	332
Ohangwena	13 625	6 677	164 102	4%	634	341
Omaheke	9 538	4 372	51 765	8%	339	202
Omusati	14 024	6 961	139 451	5%	775	438
Oshana	13 332	8 170	126 374	6%	1196	810
Oshikoto	11 250	5 956	124 395	5%	679	486
Otjozondjupa	16 716	9 978	97 903	10%	700	453
Zambezi	3 662	2 444	63 106	4%	458	365
Total	214 854	117 910	1 501 041	8%	11 727	7 269

PUBLIC HEALTH ACTION (S)

- Public Health measures continues to be enforced as the situation is closely monitored.
- The COVID-19 vaccination programme is ongoing throughout the country
- The government and development partners continue to prioritize the continuation of essential health services.

CHALLENGES

- Poor adherence to COVID-19 Infection Prevention and Control (IPC) measures by the general public.


RECOMMENDATIONS

- Continue to give awareness on the importance of adhering to COVID-19 IPC measures; with the involvement of the Security Cluster.

APPROVED



INCIDENT MANAGER
31 AUGUST 2021



SECRETARIAT

For enquiries, please contact

Namibia Public Health Emergency Operations Centre;



PHEOC@mhss.gov.na



0800 100 100



0851 100 100