



NAMIBIA COVID-19 SITUATION REPORT NO. 532

Outbreak Name	COVID-19 outbreak	Country affected	Namibia
Date & Time	01 September 2021 20h00	Investigation start Date	13 March 2020
Prepared by	Surveillance Team		

HIGHLIGHTS/SITUATION UPDATE (01/09/2021)

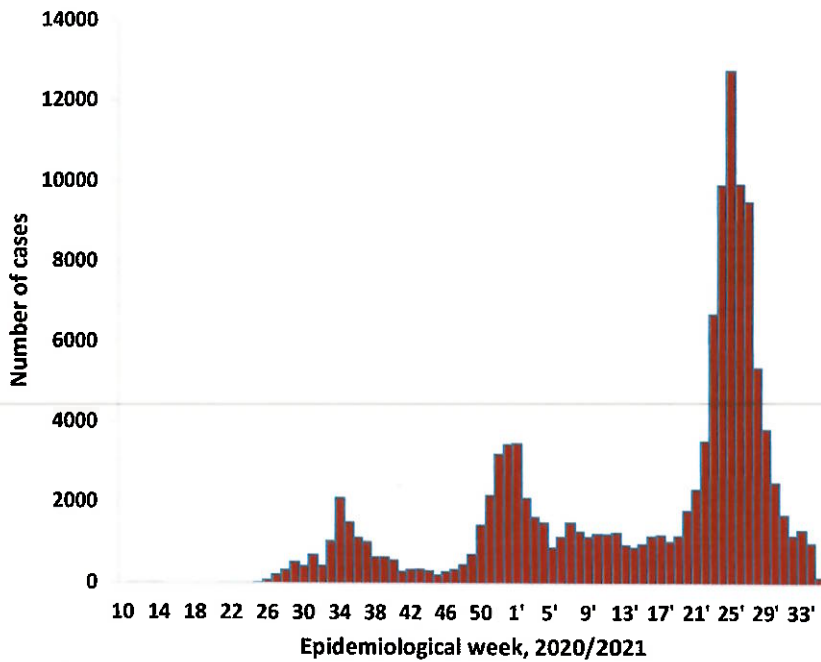
CUMULATIVE	TOTAL TODAY
Tested 664 093	Tested 1 588
Confirmed 125 313	Confirmed 107
Active 2 157	Active 2 157
Recoveries 119 746	Recoveries 36
Vaccinated 1 st doses 216 741 2 nd doses 120 596	Vaccinated 1 st doses 1 887 2 nd doses 2 686
Deaths 3 399	Deaths 5

- A total of **125 313** cases have been recorded to-date, representing **5%** of the total population (**2 550 226**).
- More female cases **66 529 (53%)** have been recorded.
- Of the total confirmed cases, **4 271 (3%)** are Health Workers.
 - 3 554 (83%) State; 709 (17%) Private, 8 (0.2%) Non-Governmental Organizations.
 - 4 233 (99%) recoveries and 25 (0.6%) deaths.
- The recovery rate now stands at **96%**.
- Khomas and Erongo regions reported the highest number of cases with **41 375 (33%)** and **18 141 (15%)** respectively.
- Of the total fatalities, **3 120 (92%)** are COVID-19 deaths while **279 (8%)** are COVID-19 related deaths. The case fatality rate now stands at **2.7%**.

Table 1: Distribution of confirmed COVID-19 cases by region, 01 September 2021

Region	Total cases daily	Total No. of cases	Active cases	Recoveries	Cumulative Deaths	Cumulative deaths with co-morbidities	Non-COVID deaths	Health Workers
Erongo	10	18 141	902	16 828	406	337	5	416
Hardap	2	7 397	34	7 106	257	160	0	123
Karas	2	7 685	123	7 418	144	125	0	233
Kavango East	4	5 429	10	5 236	183	114	0	244
Kavango West	1	596	6	572	18	16	0	38
Khomas	9	41 375	307	40 219	848	662	1	1 484
Kunene	16	3 489	40	3 355	94	74	0	92
Ohangwena	1	4 350	272	3 944	132	85	2	146
Omaheke	1	3 942	62	3 631	249	172	0	121
Omusati	21	5 306	157	4 940	209	127	0	172
Oshana	15	8 866	102	8 442	321	191	1	522
Oshikoto	22	6 581	69	6 347	163	129	2	316
Otjozondjupa	3	9 249	65	8 914	270	185	0	259
Zambezi	0	2 907	8	2 794	105	59	0	105
Total	107	125 313	2 157	119 746	3399	2 436	11	4 271

EPIDEMIOLOGICAL SITUATION IN NAMIBIA



➤ The highest peak of **12 787 (10%)** cases was recorded during week 25 of 2021 (Figure 1).

➤ The National Call Center continues operations for 24 hours daily.
 ➤ Today (01/09/2021), **413** calls were answered including **5** alerts.

Figure 1: Epi-curve for confirmed COVID-19 cases, 01 September 2021

Table 2: The current distribution for hospitalization of confirmed cases by region, 01 September 2021

Region	Hospitalized confirmed cases	Intensive Care Unit
Erongo	26	7
Hardap	2	0
ǀKaras	8	0
Kavango East	6	0
Kavango West	1	0
Khomas	25	8
Kunene	12	0
Ohangwena	22	1
Omaheke	3	0
Omusati	23	0
Oshana	26	5
Oshikoto	6	1
Otjozondjupa	4	0
Zambezi	5	0
Total	169	22

- Of the total confirmed cases, **74 732 (60%)** are in the 20-49 years age-brackets which constitutes the majority of the recorded cases.
- A total of **20 397 (16%)** of the confirmed cases are among the 5-19 years category.
- A total of **14 919 (12%)** of the confirmed cases are among the 50 - 59 years group.
- The under 5 years age group make up **2 799 (2%)** of the total cases whereas, **12 466 (10%)** are above 60 years of age.

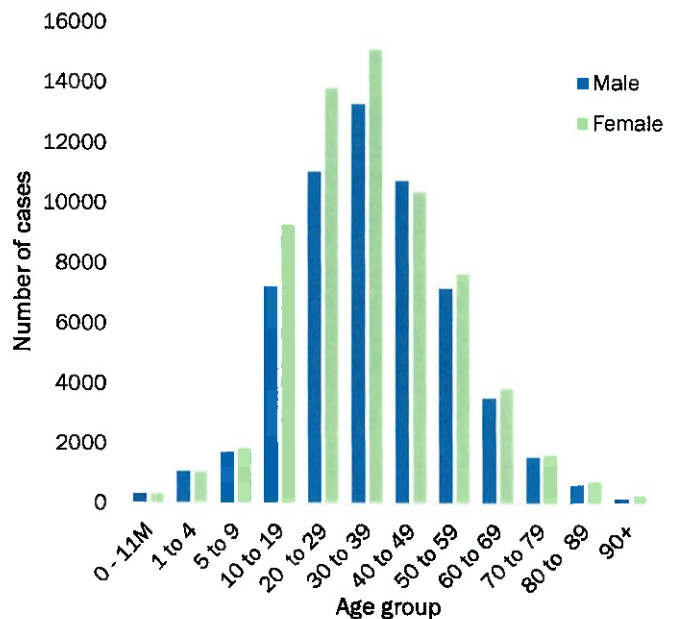


Figure 2: Age and Sex distribution of COVID-19 confirmed cases 01 September 2021

Table 3: COVID-19 specimen recorded at the Laboratories 01 September 2021

VARIABLES	TOTAL
Total samples received by the Laboratory	664 210
Total samples tested	649 954
Total samples re-tested	14 139
Total positive results	125 313
Total negative results	524 629
Total samples discarded	117
Invalid results	0
Total pending results	7
Indeterminant/Inconclusive	5
Suspected cases in 24 hours (excluding re-tests)	1 584

- The laboratory testing capacity has been enhanced; with a total of fifteen (15) laboratories carrying out the testing of samples: NIP, Path-Care, UNAM Molecular, Central Veterinary Laboratory, Namib Poultry, NAMDEB, NamPath, Namibia Central Pathology, DiagnoLab, High Care, Alpha Medical Laboratory, Des-Jo Medical Test Centre, ProQuest Diagnostic Laboratory, MAXI and Medlink Laboratory Services.
- To date, **664 093** tests (including **14 139** re-tests) have been conducted by authorized laboratories.
- Since the beginning of the outbreak, **139 557** contacts of confirmed cases have been identified, **206** new contacts were identified within the last 24 hours from 11 regions.
- Cumulatively, **136 533** contacts have completed their monitoring period, while **288** contacts are lost to follow-up and a total of **24 648 (20%)** contacts of confirmed cases have tested positive.
- Today, **1 035 (66%)** out of **1 576** active contacts were monitored.

Table 4: Number of people in quarantine, 01 September 2021

Region	Newly quarantined 24 hours	Cumulative number	Number discharged	Number in quarantine now
Erongo	0	6 931	6 531	400
Hardap	7	2 854	2 852	2
Kavango (East and West)	0	1 669	1 666	3
Khomas	0	3 692	3 690	2
Kharas	0	9 909	9 689	220
Kunene	0	6 355	6 133	222
Ohangwena	0	695	695	0
Omaheke	182	14 556	14 138	418
Omusati	0	2 759	2 606	153
Oshana	0	400	400	0
Oshikoto	84	21 846	21 595	251
Otjozondjupa	0	1 619	1 559	60
Zambezi	0	1 991	1 991	0
Total	273	75 276	73 545	1 731

- Since March 2020, **75 276** people have been placed into quarantine around the country.
- A total of **1 731** people are currently in quarantine, with **273** admissions.

Table 5: Summary of COVID-19 vaccine doses administered, 01 September 2021

Region	Cumulative no. of persons vaccinated with doses of Sinopharm and AstraZeneca		Targeted Population	Vaccination Coverage (%)	Cumulative no. of Healthcare Workers vaccinated with doses of Sinopharm and AstraZeneca	
	1 st doses	2 nd doses			1 st doses	2 nd doses
Erongo	23 398	12 955	121 682	11%	974	611
Hardap	13 964	6 118	56 741	11%	439	295
Kharas	9 469	5 694	55 489	10%	585	279
Kavango East	11 442	5 168	117 665	4%	831	456
Kavango West	5 146	2 964	29 228	10%	329	205
Khomas	59 230	37 002	286 641	13%	3 294	2 022
Kunene	11 384	5 151	66 499	8%	508	332
Ohangwena	13 783	6 964	164 102	4%	634	341
Omaheke	9 624	4 510	51 765	9%	339	202
Omusati	14 024	6 961	139 451	5%	775	438
Oshana	13 436	8 390	126 374	7%	1252	816
Oshikoto	11 309	6 087	124 395	5%	680	490
Otjozondjupa	16 849	10 158	97 903	10%	702	453
Zambezi	3 683	2 474	63 106	4%	460	369
Total	216 741	120 596	1 501 041	8%	11 802	7 309

PUBLIC HEALTH ACTION (S)

- Public Health measures continues to be enforced as the situation is closely monitored.
- The COVID-19 vaccination programme is ongoing throughout the country
- The government and development partners continue to prioritize the continuation of essential health services.

CHALLENGES

- Poor adherence to COVID-19 Infection Prevention and Control (IPC) measures by the general public.


RECOMMENDATIONS

- Continue to give awareness on the importance of adhering to COVID-19 IPC measures; with the involvement of the Security Cluster.

APPROVED





INCIDENT MANAGER
01 SEPTEMBER 2021



SECRETARIAT

For enquiries, please contact
Namibia Public Health Emergency Operations Centre;

 PHEOC@mhss.gov.na

 0800 100 100

 0851 100 100