




NAMIBIA COVID-19 SITUATION REPORT NO. 533

Outbreak Name	COVID-19 outbreak	Country affected	Namibia
Date & Time	02 September 2021 20h00	Investigation start Date	13 March 2020
Prepared by	Surveillance Team		

HIGHLIGHTS/SITUATION UPDATE (02/09/2021)

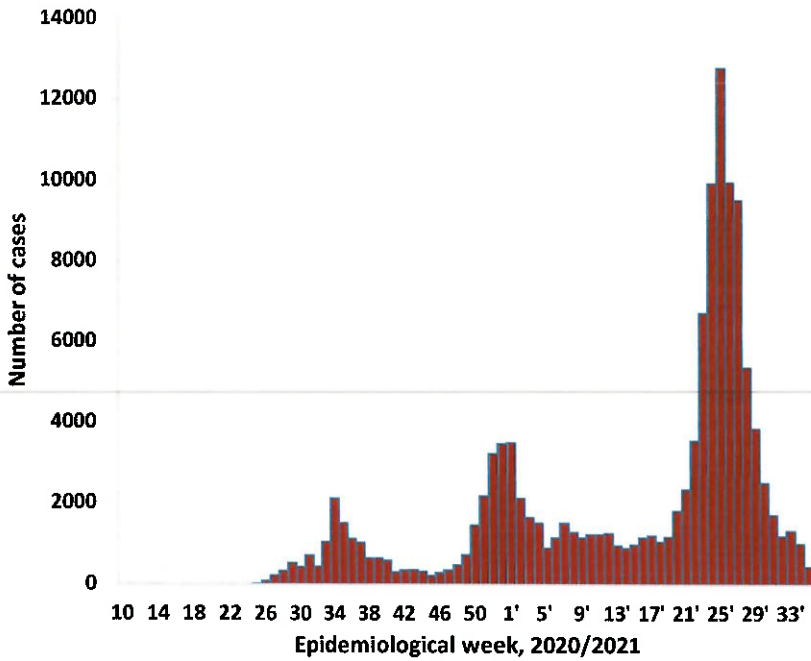


- A total of Fifteen thousand (15 000) doses of Sputnik V Vaccines have been received as a donation from the Government of the Republic of Serbia.
- A total of **125 494** cases have been recorded to-date, representing **5%** of the total population (**2 550 226**).
- More female cases **66 635 (53%)** have been recorded.
- Of the total confirmed cases, **4 278 (3%)** are Health Workers.
 - 3 561 (83%) State; 709 (17%) Private, 8 (0.2%) Non-Governmental Organizations.
 - 4 233 (99%) recoveries and 25 (0.6%) deaths.
- The recovery rate now stands at **95%**.
- Khomas and Erongo regions reported the highest number of cases with **41 383 (33%)** and **18 152 (15%)** respectively.
- Of the total fatalities, **3 126 (92%)** are COVID-19 deaths while **281 (8%)** are COVID-19 related deaths. The case fatality rate now stands at **2.7%**.

Table 1: Distribution of confirmed COVID-19 cases by region, 02 September 2021

Region	Total cases daily	Total No. of cases	Active cases	Recoveries	Cumulative Deaths	Cumulative deaths with co-morbidities	Non-COVID deaths	Health Workers
Erongo	11	18 152	912	16 828	407	338	5	416
Hardap	0	7 397	34	7 106	257	160	0	123
Kharas	6	7 691	129	7 418	144	125	0	234
Kavango East	1	5 430	9	5 236	185	114	0	244
Kavango West	4	600	9	573	18	16	0	38
Khomas	8	41 383	307	40 226	849	663	1	1 484
Kunene	30	3 519	70	3 355	94	74	0	94
Ohangwena	28	4 378	300	3 944	132	85	2	149
Omaheke	6	3 948	67	3 631	250	173	0	121
Omusati	50	5 356	189	4 957	210	127	0	173
Oshana	4	8 870	106	8 442	321	191	1	522
Oshikoto	3	6 584	51	6 366	165	131	2	316
Otjozondjupa	30	9 279	89	8 920	270	185	0	259
Zambezi	0	2 907	8	2 794	105	59	0	105
Total	181	125 494	2 280	119 796	3 407	2 441	11	4 278

EPIDEMIOLOGICAL SITUATION IN NAMIBIA



➤ The highest peak of **12 787 (10%)** cases was recorded during week 25 of 2021 (Figure 1).

➤ The National Call Center continues operations for 24 hours daily.
 ➤ Today (02/09/2021), **489** calls were answered including **6** alerts.

Figure 1: Epi-curve for confirmed COVID-19 cases, 02 September 2021

Table 2: The current distribution for hospitalization of confirmed cases by region, 02 September 2021

Region	Hospitalized confirmed cases	Intensive Care Unit
Erongo	25	7
Hardap	2	0
Kharas	8	0
Kavango East	6	0
Kavango West	1	0
Khomas	21	8
Kunene	12	0
Ohangwena	21	0
Omaheke	3	0
Omusati	24	0
Oshana	23	5
Oshikoto	9	2
Otjozondjupa	7	0
Zambezi	7	0
Total	169	22

- Of the total confirmed cases, **74 787 (60%)** are in the 20-49 years age-brackets which constitutes the majority of the recorded cases.
- A total of **20 487 (16%)** of the confirmed cases are among the 5-19 years category.
- A total of **14 933 (12%)** of the confirmed cases are among the 50 - 59 years group.
- The under 5 years age group make up **2 804 (2%)** of the total cases whereas, **12 483 (10%)** are above 60 years of age.

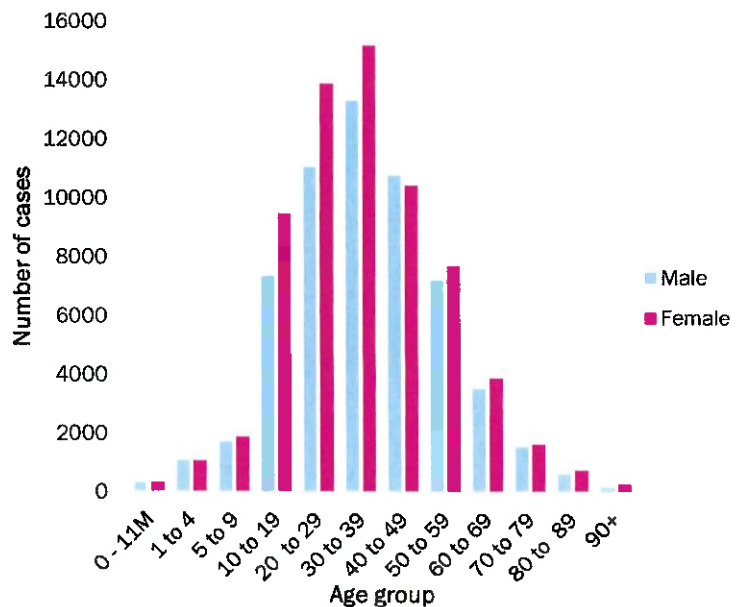


Figure 2: Age and Sex distribution of COVID-19 confirmed cases 02 September 2021

Table 3: COVID-19 specimen recorded at the Laboratories 02 September 2021

VARIABLES	TOTAL
Total samples received by the Laboratory	666 452
Total samples tested	652 189
Total samples re-tested	14 146
Total positive results	125 494
Total negative results	526 683
Total samples discarded	117
Invalid results	0
Total pending results	7
Indeterminant/Inconclusive	5
Suspected cases in 24 hours (excluding re-tests)	2 235

- The laboratory testing capacity has been enhanced; with a total of fifteen (15) laboratories carrying out the testing of samples: NIP, Path-Care, UNAM Molecular, Central Veterinary Laboratory, Namib Poultry, NAMDEB, NamPath, Namibia Central Pathology, DiagnoLab, High Care, Alpha Medical Laboratory, Des-Jo Medical Test Centre, ProQuest Diagnostic Laboratory, MAXI and Medlink Laboratory Services.
- To date, **666 335** tests (including **14 146** re-tests) have been conducted by authorized laboratories.
- Since the beginning of the outbreak, **139 776** contacts of confirmed cases have been identified, **219** new contacts were identified within the last 24 hours from 11 regions.
- Cumulatively, **136 611** contacts have completed their monitoring period, while **288** contacts are lost to follow-up and a total of **24 674 (20%)** contacts of confirmed cases have tested positive.
- Today, **518 (30%)** out of **1 717** active contacts were monitored.

Table 4: Number of people in quarantine, 02 September 2021

Region	Newly quarantined 24 hours	Cumulative number	Number discharged	Number in quarantine now
Erongo	0	6 931	6 531	400
Hardap	0	2 854	2 852	2
Kavango (East and West)	0	1 669	1 666	3
Khomas	0	3 692	3 692	0
Kharas	0	9 909	9 689	220
Kunene	0	6 355	6 133	222
Ohangwena	0	695	695	0
Omaheke	0	14 556	14 138	418
Omusati	1	2 760	2 626	134
Oshana	0	4 00	400	0
Oshikoto	55	21 901	21 640	261
Otjozondjupa	0	1 619	1 559	60
Zambezi	0	1 991	1 991	0
Total	56	75 332	73 612	1 720

- Since March 2020, **75 332** people have been placed into quarantine around the country.
- A total of **1 720** people are currently in quarantine, with **56** admissions.

Table 5: Summary of COVID-19 vaccine doses administered, 02 September 2021

Region	Cumulative no. of persons vaccinated with doses of Sinopharm and AstraZeneca		Targeted Population	Vaccination Coverage (%)	Cumulative no. of Healthcare Workers vaccinated with doses of Sinopharm and AstraZeneca	
	1 st doses	2 nd doses			1 st doses	2 nd doses
Erongo	23 398	12 955	121 682	11%	974	611
Hardap	14 119	6 274	56 741	11%	440	296
Kharas	9 544	5 821	55 489	10%	593	282
Kavango East	11 521	5 276	117 665	4%	831	460
Kavango West	5 186	3 030	29 228	10%	329	205
Khomas	59 684	37 681	286 641	13%	3 301	2 047
Kunene	11 505	5 329	66 499	8%	508	332
Ohangwena	13 981	7 244	164 102	4%	634	341
Omaheke	9 786	4 669	51 765	9%	339	202
Omusati	14 024	6 961	139 451	5%	775	438
Oshana	13 553	8 540	126 374	7%	1 258	816
Oshikoto	11 385	6 204	124 395	5%	683	496
Otjozondjupa	16 962	10 447	97 903	11%	704	453
Zambezi	3 703	2 496	63 106	4%	460	379
Total	218 351	122 927	1 501 041	8%	11 829	7 358

PUBLIC HEALTH ACTION (S)

- Public Health measures continues to be enforced as the situation is closely monitored.
- The COVID-19 vaccination programme is ongoing throughout the country
- The government and development partners continue to prioritize the continuation of essential health services.

CHALLENGES

- Poor adherence to COVID-19 Infection Prevention and Control (IPC) measures by the general public.


RECOMMENDATIONS

- Continue to give awareness on the importance of adhering to COVID-19 IPC measures; with the involvement of the Security Cluster.

APPROVED



INCIDENT MANAGER
02 SEPTEMBER 2021



SECRETARIAT

For enquiries, please contact

Namibia Public Health Emergency Operations Centre;



PHEOC@mhss.gov.na



0800 100 100



0851 100 100