



NAMIBIA COVID-19 SITUATION REPORT NO. 539

Outbreak Name	COVID-19 outbreak	Country affected	Namibia
Date & Time	08 September 2021 20h00	Investigation start Date	13 March 2020
Prepared by	Surveillance Team		

HIGHLIGHTS/SITUATION UPDATE (08/09/2021)

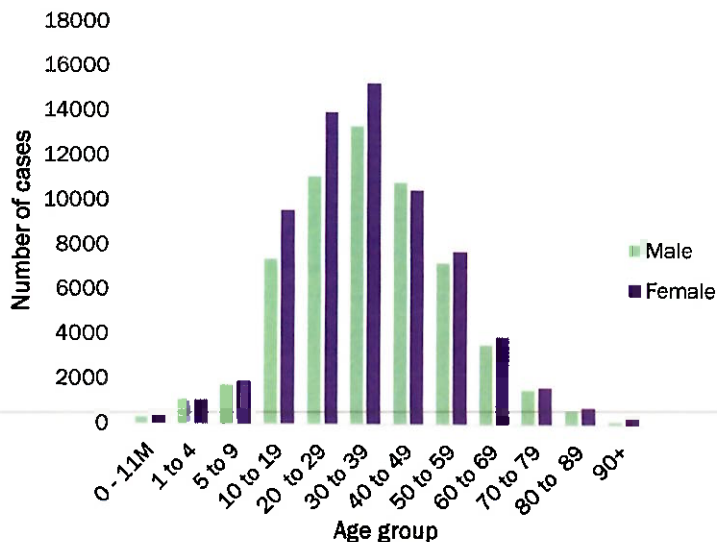
CUMULATIVE	TOTAL TODAY
Tested 674 205	Tested 1 427
Confirmed 126 025	Confirmed 59
Active 1 443	Active 1 443
Recoveries 121 144	Recoveries 71
Vaccinated 1 st doses 226 593 2 nd doses 135 131	Vaccinated 1 st doses 1 234 2 nd doses 1 894
Deaths 3 426	Deaths 4

- A total of **126 025** cases have been recorded to-date, representing **5%** of the total population (**2 550 226**).
- More female cases **66 965 (53%)** have been recorded.
- Of the total confirmed cases, **4 289 (3%)** are Health Workers, with **2** new confirmations today.
 - 3 570 (83%) State; 711 (17%) Private, 8 (0.2%) Non-Governmental Organizations.
 - 4 233 (99%) recoveries and 25 (0.6%) deaths.
- The recovery rate now stands at **96%**.
- Khomas and Erongo regions reported the highest number of cases with **41 437 (33%)** and **18 167 (14%)** respectively.
- Of the total fatalities, **3 142 (92%)** are COVID-19 deaths while **284 (8%)** are COVID-19 related deaths. The case fatality rate now stands at **2.7%**.

Table 1: Distribution of confirmed COVID-19 cases by region, 08 September 2021

Region	Total cases daily	Total No. of cases	Active cases	Recoveries	Cumulative Deaths	Cumulative deaths with co-morbidities	Non-COVID deaths	Health Workers
Erongo	0	18 167	69	17 686	407	338	5	416
Hardap	0	7 406	15	7 134	257	160	0	123
Kharas	4	7 721	159	7 418	144	125	0	234
Kavango East	1	5 443	16	5 240	186	114	1	244
Kavango West	0	611	16	577	18	16	0	38
Khomas	13	41 437	325	40 260	851	664	1	1 489
Kunene	2	3 576	111	3 369	96	75	0	95
Oshana	12	4 495	309	4 048	136	86	2	147
Omaheke	0	3 956	75	3 631	250	173	0	121
Omusati	7	5 421	100	5 106	215	130	0	176
Oshana	8	8 934	124	8 485	324	193	1	523
Oshikoto	5	6 621	53	6 399	167	133	2	318
Otjozondjupa	7	9 310	66	8 974	270	185	0	260
Zambezi	0	2 927	5	2 817	105	59	0	105
Total	59	126 025	1 443	121 144	3 426	2 447	12	4 289

EPIDEMIOLOGICAL SITUATION IN NAMIBIA



- Of the total confirmed cases, **74 998 (60%)** are in the 20-49 years age-brackets which constitutes the majority of the recorded cases.
- A total of **20 662 (16%)** of the confirmed cases are among the 5-19 years category.
- A total of **14 972 (12%)** of the confirmed cases are among the 50 - 59 years group.
- The under 5 years age group make up **2 829 (2%)** of the total cases whereas, **12 565 (10%)** are above 60 years of age.

**Figure 2: Age and Sex distribution of COVID-19 confirmed cases
08 September 2021**

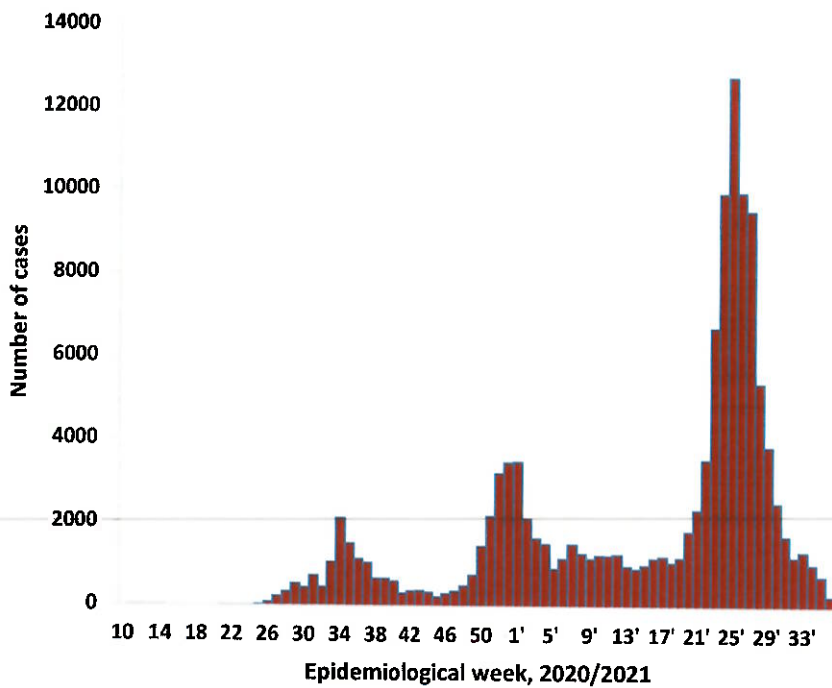
Table 2: The current distribution for hospitalization of confirmed cases by region, 08 September 2021

Region	Hospitalized confirmed cases	Intensive Care Unit
Erongo	19	7
Hardap	2	0
Karas	8	0
Kavango East	12	0
Kavango West	1	0
Khomas	20	7
Kunene	19	0
Ohangwena	25	0
Omaheke	5	0
Omusati	17	0
Oshana	12	3
Oshikoto	8	3
Otjozondjupa	4	0
Zambezi	5	0
Total	157	20

- The laboratory testing capacity has been enhanced; with a total of fifteen (15) laboratories carrying out the testing of samples: NIP, Path-Care, UNAM Molecular, Central Veterinary Laboratory, Namib Poultry, NAMDEB, NamPath, Namibia Central Pathology, DiagnoLab, High Care, Alpha Medical Laboratory, Des-Jo Medical Test Centre, ProQuest Diagnostic Laboratory, MAXI and Medlink Laboratory Services.
- To date, **674 205** tests (including **14 174** re-tests) have been conducted by authorized laboratories.
- Since the beginning of the outbreak, **140 944** contacts of confirmed cases have been identified, **447** new contacts were identified within the last 24 hours from 11 regions.
- Cumulatively, **137 895** contacts have completed their monitoring period, while **288** contacts are lost to follow-up and a total of **24 861 (20%)** contacts of confirmed cases have tested positive.
- Today, **520 (32%)** out of **1 626** active contacts were monitored.

**Table 3: COVID-19 specimen recorded at the Laboratories
08 September 2021**

VARIABLES	TOTAL
Total samples received by the Laboratory	674 322
Total samples tested	660 031
Total samples re-tested	14 174
Total positive results	126 025
Total negative results	533 992
Total samples discarded	117
Invalid results	0
Total pending results	7
Indeterminant/Inconclusive	7
Suspected cases in 24 hours (excluding re-tests)	1 425



- The highest peak of **12 787 (10%)** cases was recorded during week 25 of 2021 (Figure 2).
- After a peak in epi-week 25, the country has seen a gradual reduction in the average number of confirmed cases to 104 in epi-week 35.

- The National Call Center continues operations for 24 hours daily.
- Today (08/09/2021), **508** calls were answered.

Figure 2: Epi-curve for confirmed COVID-19 cases, 08 September 2021

Table 4: Number of people in quarantine, 08 September 2021

Region	Newly quarantined 24 hours	Cumulative number	Number discharged	Number in quarantine now
Erongo	0	6 931	6 641	290
Hardap	2	2 874	2 862	12
Kavango (East and West)	0	1 669	1 669	0
Khomas	0	3 692	3 692	0
Kharas	0	9 909	9 789	120
Kunene	0	6 355	6 155	200
Ohangwena	0	695	695	0
Omaheke	60	14 658	14 593	65
Omusati	0	2 823	2 787	36
Oshana	0	400	400	0
Oshikoto	64	22 146	21 960	186
Otjzondjupa	0	1 707	1 700	7
Zambezi	0	1 991	1 991	0
Total	126	75 850	74 934	916

- Since March 2020, **75 850** people have been placed into quarantine around the country.
- A total of **916** people are currently in quarantine, with **126** admissions.

Table 5: Summary of COVID-19 vaccine doses administered, 08 September 2021

Region	Cumulative no. of persons vaccinated with doses of Sinopharm and AstraZeneca		Targeted Population	Vaccination Coverage (%)	Cumulative no. of Healthcare Workers vaccinated with doses of Sinopharm and AstraZeneca	
	1 st doses	2 nd doses			1 st doses	2 nd doses
Erongo	24 354	14 536	121 682	12%	984	631
Hardap	14 654	7 154	56 741	12%	445	311
Kharas	9 991	6 337	55 489	11%	599	301
Kavango East	11 743	5 541	117 665	5%	861	479
Kavango West	5 388	3 446	29 228	11%	341	257
Khomas	61 269	39 884	286 641	14%	3 335	2 114
Kunene	12 143	5 778	66 499	9%	537	380
Ohangwena	14 571	8 127	164 102	5%	660	429
Omaheke	10 374	5 177	51 765	10%	339	202
Omusati	15 113	9 116	139 451	6%	800	509
Oshana	13 951	9 227	126 374	7%	1 262	830
Oshikoto	11 808	6 941	124 395	5%	691	511
Otjzondjupa	17 436	11 209	97 903	11%	711	459
Zambezi	3 798	2 658	63 106	4%	469	401
Total	226 593	135 131	1 501 041	9%	12 034	7 814

PUBLIC HEALTH ACTION (S)

- The COVID-19 vaccination programme is ongoing throughout the country.
- Public Health measures continue to be enforced as the situation is closely monitored.
- The government and development partners continue to prioritize the continuation of essential health services.


CHALLENGES

- Slow vaccine uptake among members of the public, and circulation of anti-vaccination information.
- Poor adherence to COVID-19 Infection Prevention and Control (IPC) measures by the general public.

RECOMMENDATIONS

- Encourage the public to get vaccinated and strengthen community health awareness to encounter anti-vaccination information in circulation.
- Continue to give awareness on the importance of adhering to COVID-19 IPC measures; with the involvement of the Security Cluster.

APPROVED




INCIDENT MANAGER
08 SEPTEMBER 2021




SECRETARIAT

For enquiries, please contact

Namibia Public Health Emergency Operations Centre;

 PHEOC@mhss.gov.na

 0800 100 100

 0851 100 100