



NAMIBIA COVID-19 SITUATION REPORT NO. 540

Outbreak Name	COVID-19 outbreak	Country affected	Namibia
Date & Time	09 September 2021 20h00	Investigation start Date	13 March 2020
Prepared by	Surveillance Team		

HIGHLIGHTS/SITUATION UPDATE (09/09/2021)

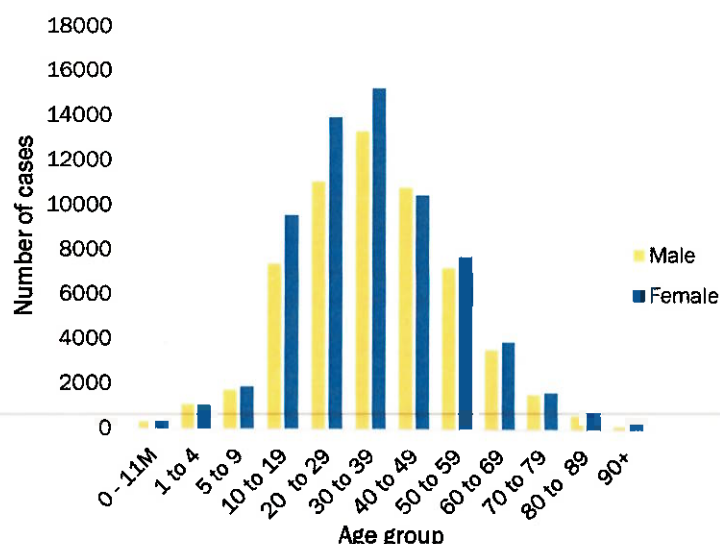
CUMULATIVE	TOTAL TODAY
Tested 675 886	Tested 1 681
Confirmed 126 203	Confirmed 178
Active 1 520	Active 1 520
Recoveries 121 240	Recoveries 96
Vaccinated 1 st doses 228 555 2 nd doses 137 777	Vaccinated 1 st doses 1 962 2 nd doses 2 646
Deaths 3 431	Deaths 5

- A total of **126 203** cases have been recorded to-date, representing **5%** of the total population (**2 550 226**).
- More female cases **66 965 (53%)** have been recorded.
- Of the total confirmed cases, **4 293 (3%)** are Health Workers, with **4** new confirmations today.
 - 3 574 (83%) State; 711 (17%) Private, 8 (0.2%) Non-Governmental Organizations.
 - 4 265 (99%) recoveries and 25 (0.6%) deaths.
- The recovery rate now stands at **96%**.
- Khomas and Erongo regions reported the highest number of cases with **41 443 (33%)** and **18 188 (14%)** respectively.
- Of the total fatalities, **3 147 (92%)** are COVID-19 deaths while **284 (8%)** are COVID-19 related deaths. The case fatality rate now stands at **2.7%**.

Table 1: Distribution of confirmed COVID-19 cases by region, 09 September 2021

Region	Total cases daily	Total No. of cases	Active cases	Recoveries	Cumulative Deaths	Cumulative deaths with co-morbidities	Non-COVID deaths	Health Workers
Erongo	21	18 188	90	17 686	407	338	5	417
Hardap	6	7 412	21	7 134	257	160	0	123
Kharas	6	7 727	165	7 418	144	125	0	235
Kavango East	2	5 445	14	5 242	188	115	1	244
Kavango West	13	624	29	577	18	16	0	38
Khomas	6	41 443	330	40 260	852	665	1	1 489
Kunene	43	3 619	146	3 375	98	76	0	96
Oshana	1	4 496	285	4 073	136	86	2	147
Omaheke	0	3 956	75	3 631	250	173	0	121
Omusati	21	5 442	100	5 127	215	130	0	177
Oshana	8	8 942	116	8 501	324	193	1	523
Oshikoto	8	6 629	56	6 404	167	133	2	318
Otjozondjupa	39	9 349	84	8 995	270	185	0	260
Zambezi	4	2 931	9	2 817	105	59	0	105
Total	178	126 203	1 520	121 240	3 431	2 450	12	4 294

EPIDEMIOLOGICAL SITUATION IN NAMIBIA



- Of the total confirmed cases, **75 063 (60%)** are in the 20-49 years age-brackets which constitutes the majority of the recorded cases.
- A total of **20 738 (16%)** of the confirmed cases are among the 5-19 years category.
- A total of **14 987 (12%)** of the confirmed cases are among the 50 - 59 years group.
- The under 5 years age group make up **2 837 (2%)** of the total cases whereas, **12 578 (10%)** are above 60 years of age.

Figure 2: Age and Sex distribution of COVID-19 confirmed cases 09 September 2021

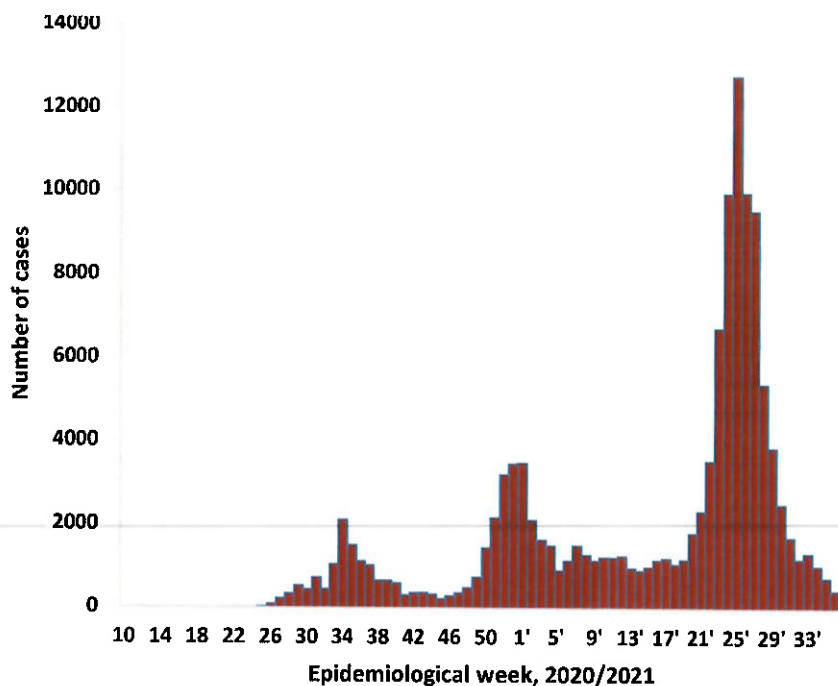
Table 2: The current distribution for hospitalization of confirmed cases by region, 09 September 2021

Region	Hospitalized confirmed cases	Intensive Care Unit
Erongo	19	7
Hardap	2	0
Kharas	8	0
Kavango East	10	0
Kavango West	1	0
Khomas	23	6
Kunene	21	0
Ohangwena	24	0
Omaheke	5	0
Omusati	21	0
Oshana	10	4
Oshikoto	6	2
Otjozondjupa	4	0
Zambezi	5	0
Total	159	19

- The laboratory testing capacity has been enhanced; with a total of fifteen (15) laboratories carrying out the testing of samples: NIP, Path-Care, UNAM Molecular, Central Veterinary Laboratory, Namib Poultry, NAMDEB, NamPath, Namibia Central Pathology, DiagnoLab, High Care, Alpha Medical Laboratory, Des-Jo Medical Test Centre, ProQuest Diagnostic Laboratory, MAXI and Medlink Laboratory Services.
- To date, **675 886** tests (including **14 179** re-tests) have been conducted by authorized laboratories.
- Since the beginning of the outbreak, **141 060** contacts of confirmed cases have been identified, **116** new contacts were identified within the last 24 hours from 12 regions.
- Cumulatively, **138 079** contacts have completed their monitoring period, while **288** contacts are lost to follow-up and a total of **24 885 (20%)** contacts of confirmed cases have tested positive.
- Today, **433 (28%)** out of **1 558** active contacts were monitored.

Table 3: COVID-19 specimen recorded at the Laboratories 09 September 2021

VARIABLES	TOTAL
Total samples received by the Laboratory	676 003
Total samples tested	661 707
Total samples re-tested	14 179
Total positive results	126 203
Total negative results	535 490
Total samples discarded	117
Invalid results	0
Total pending results	7
Indeterminant/Inconclusive	7
Suspected cases in 24 hours (excluding re-tests)	1 676



➤ The highest peak of **12 787 (10%)** cases was recorded during week 25 of 2021 (Figure 2).

➤ The National Call Center continues operations for 24 hours daily.
 ➤ Today (09/09/2021), **476** calls were answered.

Figure 2: Epi-curve for confirmed COVID-19 cases, 09 September 2021

Table 4: Number of people in quarantine, 09 September 2021

Region	Newly quarantined 24 hours	Cumulative number	Number discharged	Number in quarantine now
Erongo	0	6 931	6 641	290
Hardap	0	2 874	2 862	12
Kavango (East and West)	0	1 669	1 669	0
Khomas	1	3 693	3 692	1
Kharas	0	9 909	9 789	120
Kunene	0	6 355	6 155	200
Ohangwena	0	695	695	0
Omaheke	89	14 747	14 601	146
Omusati	42	2 865	2 787	78.
Oshana	0	400	400	0
Oshikoto	0	22 146	21 960	186
Otjozondjupa	0	1 707	1 700	7
Zambezi	0	1 991	1 991	0
Total	132	75 982	74 942	1 040

➤ Since March 2020, **75 850** people have been placed into quarantine around the country.
 ➤ A total of **916** people are currently in quarantine, with **126** admissions.

Table 5: Summary of COVID-19 vaccine doses administered, 09 September 2021

Region	Cumulative no. of persons vaccinated with doses of Sinopharm and AstraZeneca		Targeted Population	Vaccination Coverage (%)	Cumulative no. of Healthcare Workers vaccinated with doses of Sinopharm and AstraZeneca	
	1 st doses	2 nd doses			1 st doses	2 nd doses
Erongo	24 832	15 350	121 682	13%	984	631
Hardap	14 765	7 477	56 741	13%	447	314
Kharas	10 113	6 432	55 489	12%	600	302
Kavango East	11 743	5 541	117 665	5%	861	479
Kavango West	5 438	3 530	29 228	12%	341	257
Khomas	61 269	39 884	286 641	14%	3 335	2 114
Kunene	12 569	6 204	66 499	9%	537	380
Ohangwena	14 747	8 351	164 102	5%	663	435
Omaheke	10 475	5 260	51 765	10%	339	202
Omusati	15 113	9 116	139 451	7%	800	509
Oshana	14 059	9 376	126 374	7%	1 262	830
Oshikoto	12 000	7 128	124 395	6%	694	520
Otjozondjupa	17 609	11 432	97 903	12%	711	461
Zambezi	3 823	2 696	63 106	4%	469	401
Total	228 555	137 777	1 501 041	9%	12 043	7 835

PUBLIC HEALTH ACTION (S)

- The COVID-19 vaccination programme is ongoing throughout the country.
- Public Health measures continue to be enforced as the situation is closely monitored.
- The government and development partners continue to prioritize the continuation of essential health services.

CHALLENGES

- Slow vaccine uptake among members of the public, and circulation of anti-vaccination information.
- Poor adherence to COVID-19 Infection Prevention and Control (IPC) measures by the general public.


RECOMMENDATIONS

- Encourage the public to get vaccinated and strengthen community health awareness to encounter anti-vaccination information in circulation.
- Continue to give awareness on the importance of adhering to COVID-19 IPC measures; with the involvement of the Security Cluster.

APPROVED



INCIDENT MANAGER
09 SEPTEMBER 2021



SECRETARIAT

For enquiries, please contact
Namibia Public Health Emergency Operations Centre;



PHEOC@mhss.gov.na



0800 100 100



0851 100 100