



**NAMIBIA COVID-19 SITUATION REPORT NO. 546**

Outbreak Name	COVID-19 outbreak	Country affected	Namibia
Date & Time	15 September 2021 17h00	Investigation start Date	13 March 2020
Prepared by	Surveillance Team		

**HIGHLIGHTS/SITUATION UPDATE (15/09/2021)**

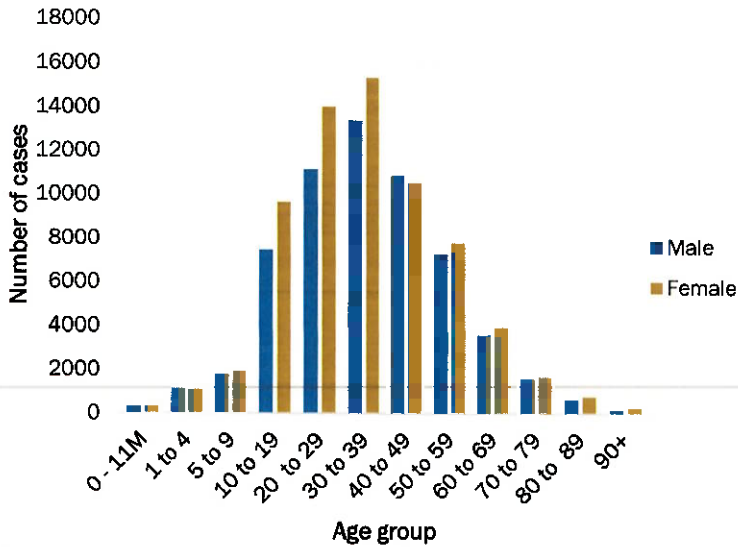
CUMULATIVE	TOTAL TODAY
Tested 684 387	Tested 2 519
Confirmed 126 628	Confirmed 91
Active 1 283	Active 1 283
Recoveries 121 872	Recoveries 48
Vaccinated 1 <sup>st</sup> doses 238 724    2 <sup>nd</sup> doses 150 611	Vaccinated 1 <sup>st</sup> doses 2 427    2 <sup>nd</sup> doses 2 968
Deaths 3 461	Deaths 5

- A total of **126 628** cases have been recorded to-date, representing **5%** of the total population (**2 550 226**).
- More female cases **67 323 (53%)** have been recorded.
- Of the total confirmed cases, **4 308 (3%)** are Health Workers, with **5** new confirmations today.
  - 3 589 (83%) State; 711 (17%) Private, 8 (0.2%) Non-Governmental Organizations.
  - 4 265 (99%) recoveries and 25 (0.6%) deaths.
- The recovery rate now stands at **96%**.
- Khomas and Erongo regions reported the highest number of cases with **41 492 (33%)** and **18 210 (14%)** respectively.
- Of the total fatalities, **3 176 (92%)** are COVID-19 deaths while **285 (8%)** are COVID-19 related deaths. The case fatality rate now stands at **2.7%**.

**Table 1: Distribution of confirmed COVID-19 cases by region, 15 September 2021**

Region	Total cases daily	Total No. of cases	Active cases	Recoveries	Cumulative Deaths	Cumulative deaths with co-morbidities	Non-COVID deaths	Health Workers
Erongo	3	18 210	80	17 717	408	339	5	417
Hardap	7	7 431	30	7 144	257	160	0	123
Kharas	4	7 758	70	7 544	144	125	0	235
Kavango East	11	5 464	20	5 255	188	115	1	246
Kavango West	1	630	20	592	18	16	0	38
Khomas	9	41 492	359	40 278	854	667	1	1 489
Kunene	0	3 647	45	3 493	109	80	0	96
Ohangwena	30	4 594	298	4 152	142	89	2	155
Omaheke	1	3 962	81	3 631	250	173	0	121
Omusati	6	5 497	76	5 201	220	133	0	179
Oshana	4	8 981	135	8 518	327	194	1	523
Oshikoto	8	6 653	41	6 441	169	135	2	318
Otjozondjupa	4	9 366	12	9 084	270	185	0	262
Zambezi	3	2 943	16	2 822	105	59	0	105
<b>Total</b>	<b>91</b>	<b>126 628</b>	<b>1 283</b>	<b>121 872</b>	<b>3 461</b>	<b>2 467</b>	<b>12</b>	<b>4 308</b>

## EPIDEMIOLOGICAL SITUATION IN NAMIBIA



- Of the total confirmed cases, **75 262 (59%)** are in the 20-49 years age-brackets which constitutes the majority of the recorded cases.
- A total of **20 843 (16%)** of the confirmed cases are among the 5-19 years category.
- A total of **15 027 (12%)** of the confirmed cases are among the 50 - 59 years group.
- The under 5 years age group make up **2 845 (2%)** of the total cases whereas, **12 651 (10%)** are above 60 years of age.

**Figure 2: Age and Sex distribution of COVID-19 confirmed cases 15 September 2021**

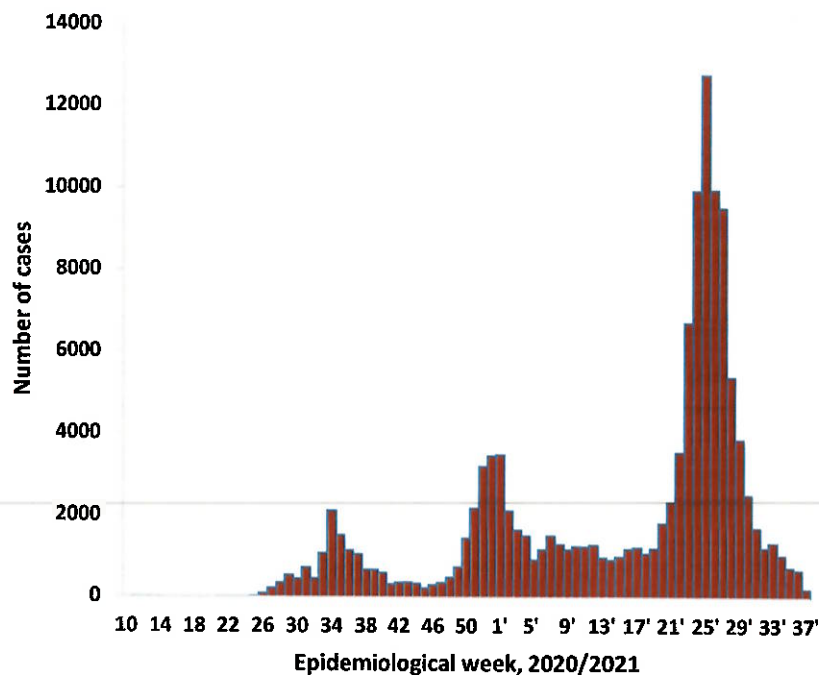
**Table 2: The current distribution for hospitalization of confirmed cases by region, 15 September 2021**

Region	Hospitalized confirmed cases	Intensive Care Unit
Erongo	19	8
Hardap	1	0
Kharas	8	0
Kavango East	8	0
Kavango West	1	0
Khomas	19	6
Kunene	8	0
Ohangwena	16	0
Omaheke	0	0
Omusati	8	0
Oshana	16	4
Oshikoto	1	1
Otjozondjupa	0	0
Zambezi	4	0
<b>Total</b>	<b>109</b>	<b>19</b>

- The laboratory testing capacity has been enhanced; with a total of fifteen (15) laboratories carrying out the testing of samples: NIP, Path-Care, UNAM Molecular, Central Veterinary Laboratory, Namib Poultry, NAMDEB, NamPath, Namibia Central Pathology, DiagnoLab, High Care, Alpha Medical Laboratory, Des-Jo Medical Test Centre, ProQuest Diagnostic Laboratory, MAXI and Medlink Laboratory Services.
- To date, **684 387** tests (including **14 207** re-tests) have been conducted by authorized laboratories.
- Since the beginning of the outbreak, **141 976** contacts of confirmed cases have been identified, **122** new contacts were identified within the last 24 hours from 12 regions.
- Cumulatively, **139 294** contacts have completed their monitoring period, while **288** contacts are lost to follow-up and a total of **25 027 (20%)** contacts of confirmed cases have tested positive.
- Today, **513 (46%)** out of **1 112** active contacts were monitored.

**Table 3: COVID-19 specimen recorded at the Laboratories 15 September 2021**

VARIABLES	TOTAL
Total samples received by the Laboratory	684 506
Total samples tested	670 180
Total samples re-tested	14 207
Total positive results	126 628
Total negative results	543 538
Total samples discarded	117
Invalid results	0
Total pending results	7
Indeterminant/Inconclusive	7
Suspected cases in 24 hours (excluding re-tests)	2 513



➤ The highest peak of **12 787 (10%)** cases was recorded during week 25 of 2021 (Figure 2).

➤ The National Call Center continues operations for 24 hours daily.  
➤ Today (15/09/2021), **515** calls were answered.

Figure 2: Epi-curve for confirmed COVID-19 cases, 15 September 2021

Table 4: Number of people in quarantine, 15 September 2021

Region	Newly quarantined 24 hours	Cumulative number	Number discharged	Number in quarantine now
Erongo	0	6 931	6 751	180
Hardap	5	2 911	2 900	11
Kavango (East and West)	0	1 669	1 669	0
Khomas	1	3 695	3 692	3
Kharas	0	9 909	9 789	120
Kunene	0	6 355	6 205	150
Ohangwena	0	695	695	0
Omaheke	35	14 850	14 796	54
Omusati	0	2 928	2 858	70
Oshana	0	400	400	0
Oshikoto	72	22 488	22 312	176
Otjozondjupa	0	1 743	1 703	40
Zambezi	0	2 006	1 991	15
<b>Total</b>	<b>113</b>	<b>76 580</b>	<b>75 761</b>	<b>819</b>

➤ Since March 2020, **76 580** people have been placed into quarantine around the country.  
➤ A total of **819** people are currently in quarantine, with **113** admissions.

Table 5: Summary of COVID-19 vaccine doses administered, 15 September 2021

Region	Cumulative no. of persons vaccinated with doses of Sinopharm and AstraZeneca		Targeted Population	Vaccination Coverage (%)	Cumulative no. of Healthcare Workers vaccinated with doses of Sinopharm and AstraZeneca	
	1 <sup>st</sup> doses	2 <sup>nd</sup> doses			1 <sup>st</sup> doses	2 <sup>nd</sup> doses
Erongo	25 530	16 573	121 682	14%	1 000	650
Hardap	15 314	8 688	56 741	15%	448	340
Kharas	10 611	6 994	55 489	13%	612	310
Kavango East	12 679	6 025	117 665	5%	884	505
Kavango West	5 674	3 969	29 228	14%	341	257
Khomas	63 939	43 094	286 641	15%	3 335	2 114
Kunene	13 336	6 990	66 499	11%	540	381
Ohangwena	15 336	9 469	164 102	6%	688	455
Omaheke	11 132	5 698	51 765	11%	350	220
Omusati	15 910	10 150	139 451	7%	806	535
Oshana	14 496	9 907	126 374	8%	1 262	830
Oshikoto	12 638	8 025	124 395	6%	705	537
Otjozondjupa	18 200	12 179	97 903	12%	712	461
Zambezi	3 929	2 850	63 106	5%	478	424
<b>Total</b>	<b>238 724</b>	<b>150 611</b>	<b>1 501 041</b>	<b>10%</b>	<b>12 161</b>	<b>8 019</b>

### PUBLIC HEALTH ACTION (S)

- The country received a consignment of 108 000 Johnson & Johnson (Janssen) vaccine doses procured through AVATT.
- The COVID-19 vaccination programme is ongoing throughout the country.
- Public Health measures continue to be enforced as the situation is closely monitored.
- The government and development partners continue to prioritize the continuation of essential health services.

### CHALLENGES


- Slow vaccine uptake among members of the public, and circulation of anti-vaccination information.
- Poor adherence to COVID-19 Infection Prevention and Control (IPC) measures by the general public.

### RECOMMENDATIONS

- Encourage the public to get vaccinated and strengthen community health awareness to encounter anti-vaccination information in circulation.
- Continue to give awareness on the importance of adhering to COVID-19 IPC measures; with the involvement of the Security Cluster.


APPROVED


  
.....  
INCIDENT MANAGER  
15 SEPTEMBER 2021


  
.....  
SECRETARIAT

For enquiries, please contact

**Namibia Public Health Emergency Operations Centre;**

 [PHEOC@mhss.gov.na](mailto:PHEOC@mhss.gov.na)

 0800 100 100

 0851 100 100