



NAMIBIA COVID-19 SITUATION REPORT NO. 553

Outbreak Name	COVID-19 outbreak	Country affected	Namibia
Date & Time	22 September 2021 17h00	Investigation start Date	13 March 2020
Prepared by	Surveillance Team		

HIGHLIGHTS/SITUATION UPDATE (22/09/2021)

CUMULATIVE	TOTAL TODAY
Tested 693 832	Tested 1 988
Confirmed 127 182	Confirmed 111
Active 1 105	Active 1 105
Recoveries 122 575	Recoveries 36
Vaccinated 1 <sup>st</sup> doses 253 814 2 <sup>nd</sup> doses 163 253	Vaccinated 1 <sup>st</sup> doses 2 640 2 <sup>nd</sup> doses 1 990
Deaths 3 490	Deaths 2

- A total of **127 182** cases have been recorded to-date, representing **5%** of the total population (**2 550 226**).
- More female cases **67 653 (53%)** have been recorded.
- Of the total confirmed cases, **4 319 (3%)** are Health Workers, with no new confirmations today.
  - 3 600 (83%) State; 711 (16%) Private, 8 (0.2%) Non-Governmental Organizations.
  - 4 265 (99%) recoveries and 25 (0.6%) deaths.
- The recovery rate now stands at **96%**.
- Khomas and Erongo regions reported the highest number of cases with **41 537 (33%)** and **18 238 (14%)** respectively.
- Of the total fatalities, **3 203 (92%)** are COVID-19 deaths while **287 (8%)** are COVID-19 related deaths. The case fatality rate now stands at **2.7%**.

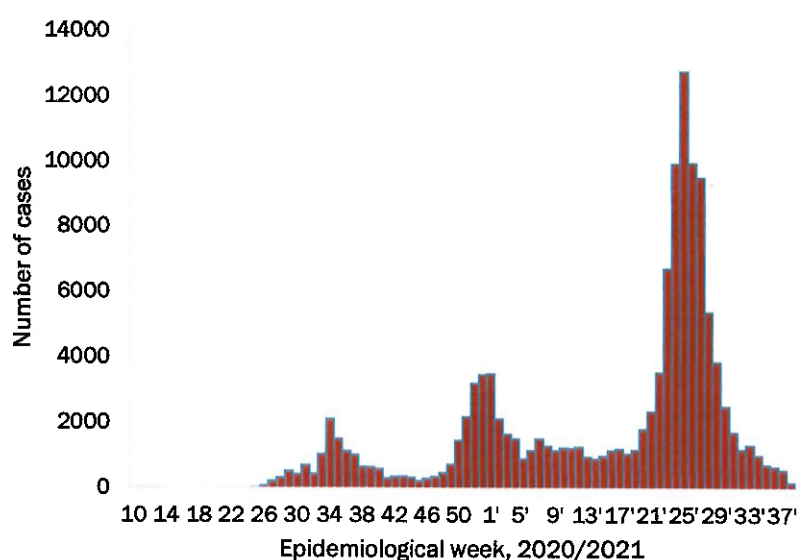
Table 1: Distribution of confirmed COVID-19 cases by region, 22 September 2021

Region	Total cases daily	Total No. of cases	Active cases	Recoveries	Cumulative Deaths	Cumulative deaths with co-morbidities	Non-COVID deaths	Health Workers
Erongo	16	18 238	83	17 740	410	340	5	417
Hardap	9	7 457	42	7 158	257	160	0	123
Karas	2	7 787	93	7 549	145	125	0	237
Kavango East	4	5 478	14	5 268	195	117	1	246
Kavango West	2	639	11	610	18	16	0	38
Khomas	23	41 537	386	40 294	856	669	1	1 489
Kunene	1	3 677	44	3 516	117	85	0	97
Ohangwena	7	4 733	158	4 429	144	91	2	159
Omaheke	4	3 980	11	3 719	250	173	0	121
Omusati	7	5 575	81	5 271	223	135	0	180
Oshana	17	9 020	89	8 603	327	194	1	523
Oshikoto	5	6 702	48	6 479	173	138	2	319
Otjozondjupa	5	9 389	16	9 103	270	185	0	263
Zambezi	9	2 970	29	2 836	105	59	0	106
<b>Total</b>	<b>111</b>	<b>127 182</b>	<b>1 105</b>	<b>122 575</b>	<b>3 490</b>	<b>2 487</b>	<b>12</b>	<b>4 319</b>

## EPIDEMIOLOGICAL SITUATION IN NAMIBIA

**Table 2: The current distribution for hospitalization of confirmed cases by region, 22 September 2021**

Region	Hospitalized confirmed cases	Intensive Care Unit
Erongo	13	5
Hardap	0	0
Kharas	5	0
Kavango East	5	0
Kavango West	1	0
Khomas	13	4
Kunene	9	0
Ohangwena	13	0
Omaheke	0	0
Omusati	4	0
Oshana	7	6
Oshikoto	2	1
Otjozondjupa	1	0
Zambezi	5	0
<b>Total</b>	<b>78</b>	<b>16</b>



- The highest peak of **12 787 (10%)** cases was recorded during week 25 of 2021 (Figure 1).
- After a peak in epi-week 25, the country has seen a gradual reduction in the average number of confirmed cases from 1 598 to 81 in epi-week 37.
- The number of cases have plateaued in the last four weeks as seen in the graph.

- The National Call Center continues operations for 24 hours daily.
- Today (22/09/2021), **797** calls were answered.

**Figure 1: Epi-curve for confirmed COVID-19 cases, 22 September 2021**

**Table 3: COVID-19 specimen recorded at the Laboratories 22 September 2021**

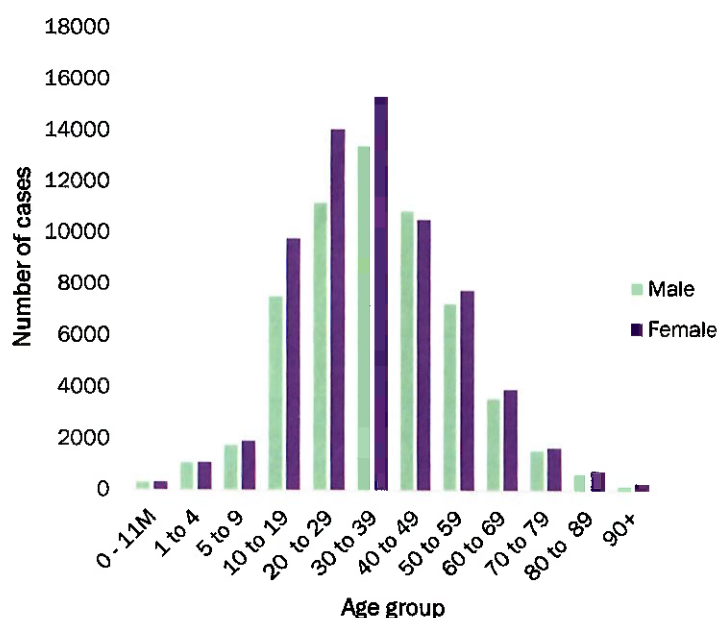
VARIABLES	TOTAL
Total samples received by the Laboratory	693 951
Total samples tested	679 599
Total samples re-tested	14 233
Total positive results	127 182
Total negative results	552 403
Total samples discarded	117
Invalid results	0
Total pending results	7
Indeterminant/Inconclusive	7
Suspected cases in 24 hours (excluding re-tests)	1 979

- The laboratory testing capacity has been enhanced; with a total of fifteen (15) laboratories carrying out the testing of samples: NIP, Path-Care, UNAM Molecular, Central Veterinary Laboratory, Namib Poultry, NAMDEB, NamPath, Namibia Central Pathology, DiagnoLab, High Care, Alpha Medical Laboratory, Des-Jo Medical Test Centre, ProQuest Diagnostic Laboratory, MAXI and Medlink Laboratory Services.
- To date, **693 832** tests (including **14 233** re-tests) have been conducted by authorized laboratories.
- Since the beginning of the outbreak, **142 980** contacts of confirmed cases have been identified, **266** new contacts were identified within the last 24 hours from 14 regions.
- Cumulatively, **140 425** contacts have completed their monitoring period, while **288** contacts are lost to follow-up and a total of **25 152 (20%)** contacts of confirmed cases have tested positive.
- Today, **858 (92%)** out of **934** active contacts were monitored.

**Table 4: Number of people in quarantine, 22 September 2021**

Region	Newly quarantined 24 hours	Cumulative number	Number discharged	Number in quarantine now
Erongo	0	6931	6751	180
Hardap	0	2911	2900	11
Kavango (East and West)	0	1673	1673	0
Khomas	0	3695	3695	0
Kharas	0	9909	9809	100
Kunene	0	6493	6205	288
Ohangwena	0	695	695	0
Omaheke	50	15246	15106	140
Omusati	76	3045	2941	104
Oshana	0	400	400	0
Oshikoto	65	22813	22706	107
Otjozondjupa	0	1743	1703	40
Zambezi	0	2020	1991	29
<b>Total</b>	<b>191</b>	<b>77 574</b>	<b>76 575</b>	<b>999</b>

- Since March 2020, **77 574** people have been placed into quarantine around the country.
- A total of **999** people are currently in quarantine, with **191** admissions.



- Of the total confirmed cases, **75 453 (59%)** are in the 20-49 years age-brackets which constitutes the majority of the recorded cases.
- A total of **21 072 (17%)** of the confirmed cases are among the 5-19 years category.
- A total of **15 065 (12%)** of the confirmed cases are among the 50 - 59 years group.
- The under 5 years age group make up **2 873 (2%)** of the total cases whereas, **12 719 (10%)** are above 60 years of age.

**Figure 2: Age and Sex distribution of COVID-19 confirmed cases 22 September 2021**

**Table 5: Summary of COVID-19 vaccine doses administered, 22 September 2021**

Region	Cumulative no. of persons vaccinated with doses of Sinopharm, AstraZeneca, Sputnik V and Jassen & Johnson		Targeted Population	Vaccination Coverage (%)	Cumulative no. of Healthcare Workers vaccinated with doses of Sinopharm, AstraZeneca, Sputnik V and Jassen & Johnson	
	1 <sup>st</sup> doses	Fully vaccinated			1 <sup>st</sup> doses	Fully vaccinated
Erongo	27 547	19 121	121 682	16%	1 060	662
Hardap	16 190	10 537	56 741	19%	461	354
Kharas	11 313	7 824	55 489	14%	615	314
Kavango East	13 095	6 750	117 665	6%	906	542
Kavango West	5 993	4 397	29 228	15%	341	257
Khomas	68 233	47 684	286 641	17%	3 335	2 114
Kunene	13 978	7 500	66 499	11%	545	382
Ohangwena	16 449	10 501	164 102	6%	688	455
Omaheke	11 559	6 081	51 765	12%	350	220
Omusati	16 880	11 204	139 451	8%	835	541
Oshana	15 323	10 639	126 374	8%	1 262	830
Oshikoto	13 757	9 098	124 395	7%	724	562
Otjozondjupa	19 380	13 582	97 903	14%	712	461
Zambezi	4 117	3 007	63 106	5%	500	437
<b>Total</b>	<b>253 814</b>	<b>167 925</b>	<b>1 501 041</b>	<b>11%</b>	<b>12 334</b>	<b>8 131</b>

### PUBLIC HEALTH ACTION (S)

- The COVID-19 vaccination programme is ongoing throughout the country.
- Public Health measures continue to be enforced as the situation is closely monitored.
- The government and development partners continue to prioritize the continuation of essential health services.

### CHALLENGES

- Slow vaccine uptake among members of the public, and circulation of anti-vaccination information.
- Poor adherence to COVID-19 Infection Prevention and Control (IPC) measures by the general public.


### RECOMMENDATIONS

- Encourage the public to get vaccinated and strengthen community health awareness to encounter anti-vaccination information in circulation.
- Continue to give awareness on the importance of adhering to COVID-19 IPC measures; with the involvement of the Security Cluster.

APPROVED



INCIDENT MANAGER  
22 SEPTEMBER 2021



SECRETARIAT

For enquiries, please contact  
Namibia Public Health Emergency Operations Centre;

 [PHEOC@mhss.gov.na](mailto:PHEOC@mhss.gov.na)

 0800 100 100

 0851 100 100