



NAMIBIA COVID-19 SITUATION REPORT NO. 554

Outbreak Name	COVID-19 outbreak	Country affected	Namibia
Date & Time	23 September 2021 17h00	Investigation start Date	13 March 2020
Prepared by	Surveillance Team		

HIGHLIGHTS/SITUATION UPDATE (23/09/2021)

CUMULATIVE	TOTAL TODAY
Tested 695 261	Tested 1 429
Confirmed 127 227	Confirmed 45
Active 1 033	Active 1 033
Recoveries 122 690	Recoveries 115
Vaccinated 1 st doses 256 850 2 nd doses 165 279	Vaccinated 1 st doses 3 036 2 nd doses 2 026
Deaths 3 492	Deaths 2

- A total of **127 227** cases have been recorded to-date, representing **5%** of the total population (**2 550 226**).
- More female cases **67 684 (53%)** have been recorded.
- Of the total confirmed cases, **4 321 (3%)** are Health Workers, with no new confirmations today.
 - 3 602 (83%) State; 711 (16%) Private, 8 (0.2%) Non-Governmental Organizations.
 - 4 265 (99%) recoveries and 25 (0.6%) deaths.
- The recovery rate now stands at **96%**.
- Khomas and Erongo regions reported the highest number of cases with **41 542 (33%)** and **18 240 (14%)** respectively.
- Of the total fatalities, **3 205 (92%)** are COVID-19 deaths while **287 (8%)** are COVID-19 related deaths. The case fatality rate now stands at **2.7%**.

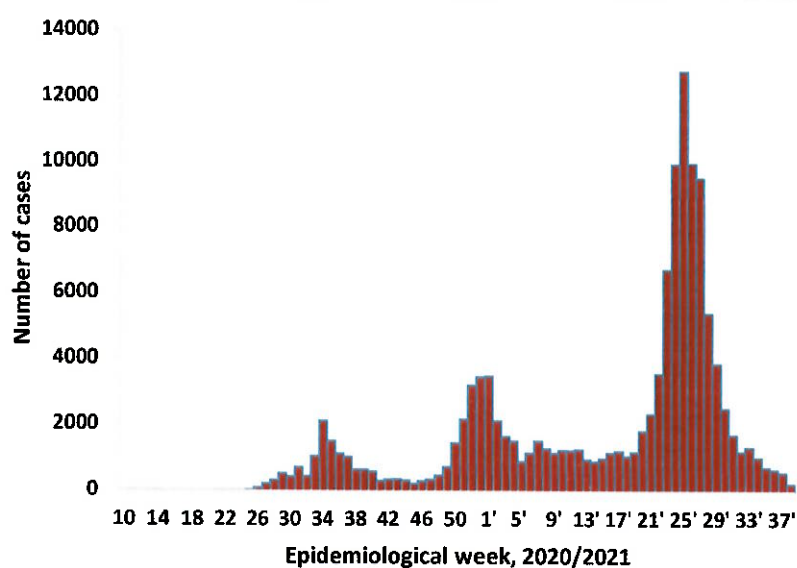
Table 1: Distribution of confirmed COVID-19 cases by region, 23 September 2021

Region	Total cases daily	Total No. of cases	Active cases	Recoveries	Cumulative Deaths	Cumulative deaths with co-morbidities	Non-COVID deaths	Health Workers
Erongo	2	18 240	42	17 783	410	340	5	417
Hardap	11	7 468	52	7 159	257	160	0	123
Kharas	1	7 788	94	7 549	145	125	0	238
Kavango East	1	5 479	13	5 270	195	117	1	246
Kavango West	0	639	10	611	18	16	0	38
Khomas	5	41 542	387	40 296	858	671	1	1 490
Kunene	1	3 678	45	3 516	117	85	0	97
Ohangwena	6	4 739	142	4 451	144	91	2	159
Omaheke	0	3 980	11	3 719	250	173	0	121
Omusati	5	5 580	55	5 302	223	135	0	180
Oshana	3	9 023	89	8 606	327	194	1	523
Oshikoto	9	6 711	57	6 479	173	138	2	319
Otjozondjupa	1	9 390	17	9 103	270	185	0	263
Zambezi	0	2 970	19	2 846	105	59	0	106
Total	45	127 227	1 033	122 690	3 492	2 489	12	4 321

EPIDEMIOLOGICAL SITUATION IN NAMIBIA

Table 2: The current distribution for hospitalization of confirmed cases by region, 23 September 2021

Region	Hospitalized confirmed cases	Intensive Care Unit
Erongo	12	5
Hardap	1	0
ǀKaras	5	0
Kavango East	5	0
Kavango West	1	0
Khomas	14	3
Kunene	9	0
Ohangwena	14	0
Omaheke	0	0
Omusati	10	0
Oshana	8	6
Oshikoto	3	2
Otjozondjupa	1	0
Zambezi	2	0
Total	85	16



- The highest peak of **12 787 (10%)** cases was recorded during week 25 of 2021 (Figure 1).
- After a peak in epi-week 25, the country has seen a gradual reduction in the average number of confirmed cases from 1 598 to 81 in epi-week 37.
- The number of cases have plateaued in the last four weeks as seen in the graph.

- The National Call Center continues operations for 24 hours daily.
- Today (23/09/2021), **808** calls were answered.

Figure 1: Epi-curve for confirmed COVID-19 cases, 23 September 2021

- The laboratory testing capacity has been enhanced; with a total of fifteen (15) laboratories carrying out the testing of samples: NIP, Path-Care, UNAM Molecular, Central Veterinary Laboratory, Namib Poultry, NAMDEB, NamPath, Namibia Central Pathology, DiagnoLab, High Care, Alpha Medical Laboratory, Des-Jo Medical Test Centre, ProQuest Diagnostic Laboratory, MAXI and Medlink Laboratory Services.
- To date, **695 261** tests (including **14 234** re-tests) have been conducted by authorized laboratories.
- Since the beginning of the outbreak, **143 142** contacts of confirmed cases have been identified, **162** new contacts were identified within the last 24 hours from 12 regions.
- Cumulatively, **140 550** contacts have completed their monitoring period, while **288** contacts are lost to follow-up and a total of **25 160 (20%)** contacts of confirmed cases have tested positive.
- Today, **894 (92%)** out of **970** active contacts were monitored.

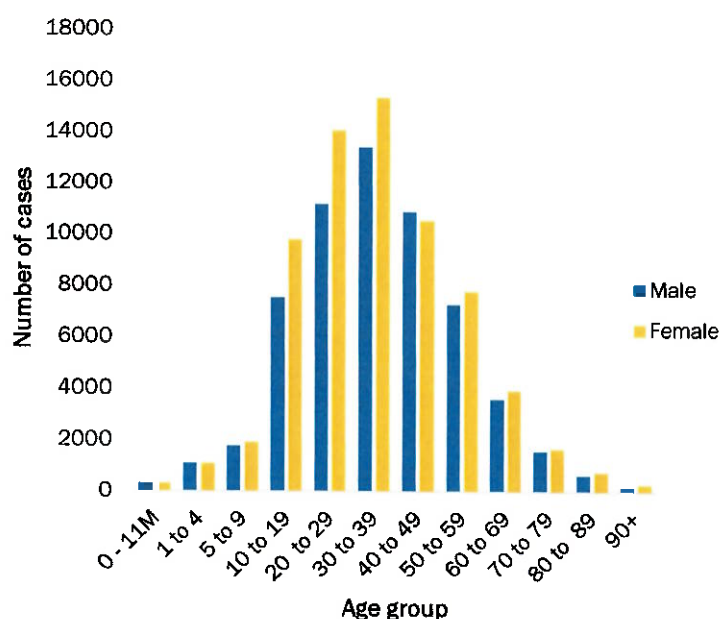
Table 3: COVID-19 specimen recorded at the Laboratories 23 September 2021

VARIABLES	TOTAL
Total samples received by the Laboratory	695 380
Total samples tested	681 027
Total samples re-tested	14 234
Total positive results	127 227
Total negative results	553 786
Total samples discarded	117
Invalid results	0
Total pending results	7
Indeterminant/Inconclusive	7
Suspected cases in 24 hours (excluding re-tests)	1 428

Table 4: Number of people in quarantine, 23 September 2021

Region	Newly quarantined 24 hours	Cumulative number	Number discharged	Number in quarantine now
Erongo	0	6 931	6 751	180
Hardap	168	3 079	2 958	121
Kavango (East and West)	0	1 673	1 673	0
Khomas	0	3 695	3 695	0
Kharas	0	9 909	9809	100
Kunene	0	6 493	6 205	288
Ohangwena	0	695	695	0
Omaheke	0	15 246	15 106	140
Omusati	13	3 058	2 989	69
Oshana	0	400	400	0
Oshikoto	58	22 871	22 749	122
Otjozondjupa	0	1 743	1 703	40
Zambezi	0	2 020	1 991	29
Total	239	77 813	76 724	1 089

- Since March 2020, **77 813** people have been placed into quarantine around the country.
- A total of **1 089** people are currently in quarantine, with **239** admissions.



- Of the total confirmed cases, **75 463 (59%)** are in the 20-49 years age-brackets which constitutes the majority of the recorded cases.
- A total of **21 088 (17%)** of the confirmed cases are among the 5-19 years category.
- A total of **15 069 (12%)** of the confirmed cases are among the 50 - 59 years group.
- The under 5 years age group make up **2 875 (2%)** of the total cases whereas, **12 732 (10%)** are above 60 years of age.

Figure 2: Age and Sex distribution of COVID-19 confirmed cases 23 September 2021

Table 5: Summary of COVID-19 vaccine doses administered, 23 September 2021

Region	Cumulative no. of persons vaccinated with doses of Sinopharm, AstraZeneca, Sputnik V and Jassen & Johnson		Targeted Population	Vaccination Coverage (%)	Cumulative no. of Healthcare Workers vaccinated with doses of Sinopharm, AstraZeneca, Sputnik V and Jassen & Johnson	
	1 st doses	Fully vaccinated			1 st doses	Fully vaccinated
Erongo	27 954	19550	121 682	16%	1 064	662
Hardap	16 430	11016	56 741	19%	463	355
Kharas	11 484	8030	55 489	14%	616	314
Kavango East	13 179	6876	117 665	6%	919	547
Kavango West	6 086	4522	29 228	15%	341	257
Khomas	68 918	48622	286 641	17%	3 335	2 114
Kunene	14 370	7996	66 499	11%	623	384
Ohangwena	16 630	10675	164 102	6%	688	455
Omaheke	11 818	6364	51 765	12%	350	220
Omusati	16 880	11204	139 451	8%	835	541
Oshana	15 440	10801	126 374	8%	1 262	830
Oshikoto	13 853	9194	124 395	7%	729	564
Otjozondjupa	19 661	13895	97 903	14%	712	461
Zambezi	4 147	3041	63 106	5%	501	437
Total	256 850	171 786	1 501 041	11%	12 438	8 141

PUBLIC HEALTH ACTION (S)

- The COVID-19 vaccination programme is ongoing throughout the country.
- Public Health measures continue to be enforced as the situation is closely monitored.
- The government and development partners continue to prioritize the continuation of essential health services.


CHALLENGES

- Slow vaccine uptake among members of the public, and circulation of anti-vaccination information.
- Poor adherence to COVID-19 Infection Prevention and Control (IPC) measures by the general public.


RECOMMENDATIONS

- Encourage the public to get vaccinated and strengthen community health awareness to encounter anti-vaccination information in circulation.
- Continue to give awareness on the importance of adhering to COVID-19 IPC measures; with the involvement of the Security Cluster.

APPROVED



INCIDENT MANAGER
23 SEPTEMBER 2021



SECRETARIAT

For enquiries, please contact
Namibia Public Health Emergency Operations Centre;

 PHEOC@mhss.gov.na

 0800 100 100

 0851 100 100