



NAMIBIA COVID-19 SITUATION REPORT NO. 580

Outbreak Name	COVID-19 outbreak	Country affected	Namibia
Date & Time	19 October 2021 17h00	Investigation start Date	13 March 2020
Prepared by	Surveillance Team		

HIGHLIGHTS/SITUATION UPDATE (19/10/2021)



- A total of **128 414** cases have been recorded to-date, representing **5%** of the total population (**2 550 226**).
- More female cases **68 334 (53%)** have been recorded.
- Of the total confirmed cases, **4 349 (3%)** are Health Workers, with no new confirmation today.
 - 3 630 (83%) State; 711 (16%) Private, 8 (0.2%) Non-Governmental Organizations.
 - 4 340 (99%) recoveries and 25 (0.6%) deaths.
- The recovery rate now stands at **97%**.
- Khomas and Erongo regions reported the highest number of cases with **41 662 (32%)** and **18 304 (14%)** respectively.
- Of the total fatalities, **3 255 (92%)** are COVID-19 deaths while **289 (8%)** are COVID-19 related deaths. The case fatality rate now stands at **2.8%**.

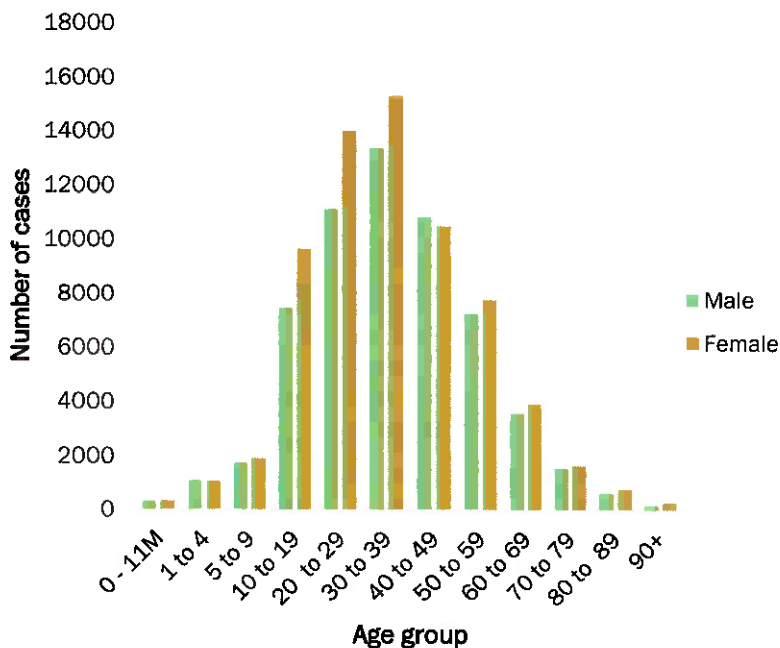
Table 1: Distribution of confirmed COVID-19 cases by region, 19 October 2021

Region	Total cases daily	Total No. of cases	Active cases	Recoveries	Cumulative Deaths	Cumulative deaths with co-morbidities	Non-COVID deaths	Health Workers
Erongo	0	18 304	18	17 870	411	341	5	417
Hardap	2	7 601	6	7 337	258	161	0	133
Karas	4	7 858	22	7 687	149	128	0	242
Kavango East	2	5 509	6	5 304	198	119	1	246
Kavango West	0	641	2	621	18	16	0	38
Khomas	2	41 662	436	40 363	862	674	1	1 494
Kunene	0	3 726	57	3 549	120	88	0	97
Oshana	0	5 085	90	4 837	156	97	2	163
Omaheke	0	4 001	18	3 731	252	173	0	122
Omusati	3	5 737	28	5 481	228	137	0	181
Oshana	3	9 120	134	8 655	330	196	1	527
Oshikoto	0	6 750	26	6 548	174	139	2	319
Otjozondjupa	2	9 421	11	9 138	272	185	0	264
Zambezi	1	2 999	4	2 879	116	67	0	106
Total	19	128 414	858	124 000	3 544	2 521	12	4 349

EPIDEMIOLOGICAL SITUATION IN NAMIBIA

Table 2: The current distribution for hospitalization of confirmed cases by region, 19 October 2021

Region	Hospitalized confirmed cases	Intensive Care Unit
Erongo	1	0
Hardap	0	0
ǀKaras	5	1
Kavango East	4	1
Kavango West	1	0
Khomas	4	1
Kunene	6	0
Ohangwena	9	0
Omaheke	0	0
Omusati	9	0
Oshana	14	4
Oshikoto	3	1
Otjozondjupa	0	0
Zambezi	0	0
Total	56	8



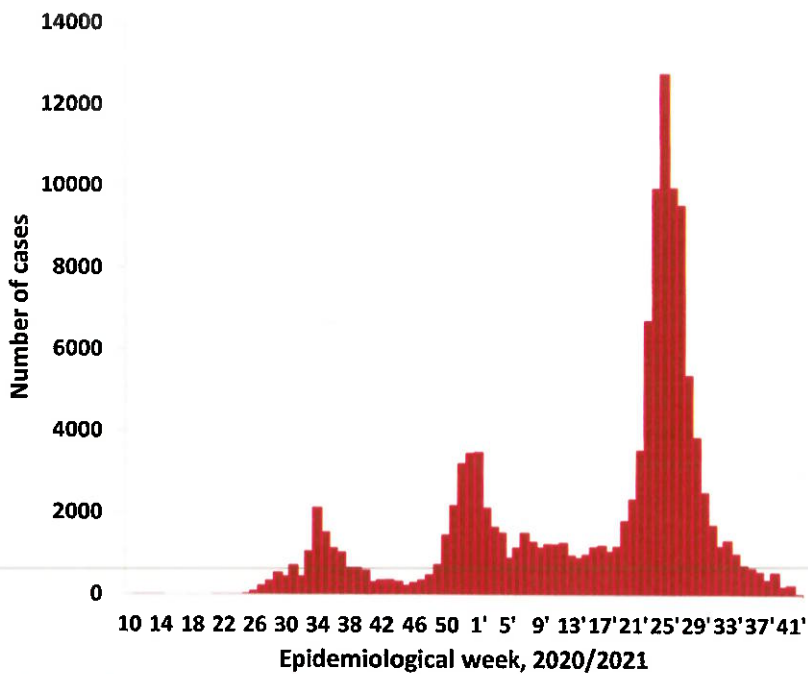
- Of the total confirmed cases, **75 917 (59%)** are in the 20-49 years age-brackets which constitutes the majority of the recorded cases.
- A total of **21 538 (17%)** of the confirmed cases are among the 5-19 years category.
- A total of **15 182 (12%)** of the confirmed cases are among the 50 - 59 years group.
- The under 5 years age group make up **2 915 (2%)** of the total cases whereas, **12 862 (10%)** are above 60 years of age.

Figure 1: Age and Sex distribution of COVID-19 confirmed cases 19 October 2021

Table 3: Number of people in quarantine, 19 October 2021

Region	Newly quarantined 24 hours	Cumulative number	Number discharged	Number in quarantine now
Erongo	0	6 931	6 911	20
Hardap	1	3 186	3 180	6
Kavango (East and West)	0	1 673	1 673	0
Khomas	0	3 699	3 698	1
ǀKaras	0	9 909	9 859	50
Kunene	0	6 493	6 393	100
Ohangwena	0	695	695	0
Omaheke	53	16 107	15 976	131
Omusati	0	3 263	3 171	92
Oshana	0	400	400	0
Oshikoto	28	23 821	23 760	61
Otjozondjupa	0	1 834	1 812	22
Zambezi	0	2 026	2 011	15
Total	82	80 037	79 539	498

- Since March 2020, **80 037** people have been placed into quarantine around the country.
- A total of **498** people are currently in quarantine, with **82** new admissions.



- The highest peak of **12 787 (10%)** cases was recorded during week 25 of 2021 (Figure 1).
- After a peak in epi-week 25, the country has seen a gradual reduction in the average number of confirmed cases from 1 598 to 35 in epi-week 41.
- The number of cases have plateaued in the last seven (7) weeks as seen in the graph.

- The National Call Center continues operations for 24 hours daily.
- Today (19/10/2021), **547** calls were answered.

Figure 3: Epi-curve for confirmed COVID-19 cases, 19 October 2021

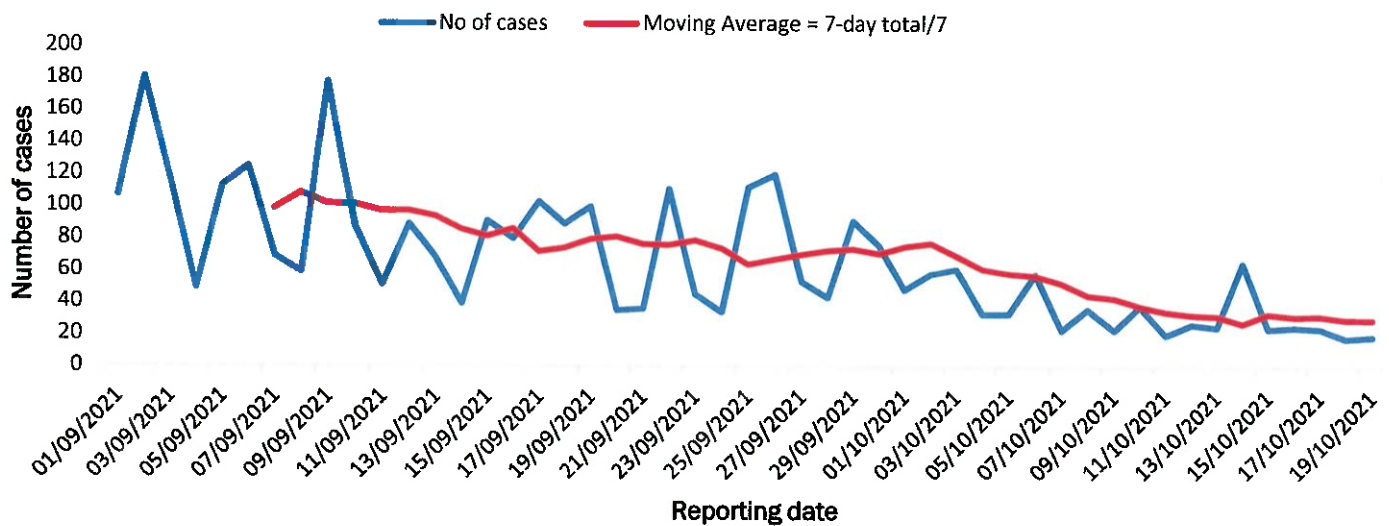


Figure 4: The 7 days moving average line chart for confirmed COVID-19 cases, 19 October 2021

- The laboratory testing capacity has been enhanced; with a total of fifteen (15) laboratories carrying out the testing of samples: NIP, Path-Care, UNAM Molecular, Central Veterinary Laboratory, Namib Poultry, NAMDEB, NamPath, Namibia Central Pathology, DiagnoLab, High Care, Alpha Medical Laboratory, Des-Jo Medical Test Centre, ProQuest Diagnostic Laboratory, MAXI and Medlink Laboratory Services.
- To date, **736 211** tests (including **14 324** re-tests) have been conducted by authorized laboratories.
- Since the beginning of the outbreak, **145 822** contacts of confirmed cases have been identified, **28** new contacts were identified within the last 24 hours from 12 regions.
- Cumulatively, **143 297** contacts have completed their monitoring period, while **288** contacts are lost to follow-up and a total of **25 346 (20%)** contacts of confirmed cases have tested positive.
- Today, **632 (83%)** out of **759** active contacts were monitored.

Table 4: COVID-19 specimen recorded at the Laboratories 19 October 2021

VARIABLES	TOTAL
Total samples received by the Laboratory	736 328
Total samples tested	721 887
Total samples re-tested	14 324
Total positive results	128 451
Total negative results	593 422
Total samples discarded	117
Invalid results	0
Total pending results	7
Indeterminant/Inconclusive	7
Suspected cases in 24 hours (excluding re-tests)	1 390

Table 5: Summary of COVID-19 vaccine doses administered, 19 October 2021

Region	Cumulative no. of persons vaccinated with doses of Sinopharm, AstraZeneca, Sputnik V, Pfizer and Jassen & Johnson		Targeted Population	Vaccination Coverage (%)	Cumulative no. of Healthcare Workers vaccinated with doses of Sinopharm, AstraZeneca, Sputnik V, Pfizer and Jassen & Johnson	
	1 st doses	Fully vaccinated			1 st doses	Fully vaccinated
Erongo	31 730	25 799	121 682	21%	1 099	840
Hardap	19 192	14 898	56 741	26%	470	389
Kharas	13 677	11 131	55 489	20%	626	353
Kavango East	16 288	10 931	117 665	9%	948	832
Kavango West	8 831	7 755	29 228	27%	341	337
Khomas	79 654	62 449	286 641	22%	3 568	2 599
Kunene	18 627	13 113	66 499	20%	623	480
Ohangwena	20 641	15 154	164 102	9%	688	570
Omaheke	14 264	9 442	51 765	18%	350	248
Omusati	20 452	15 812	139 451	11%	854	669
Oshana	17 810	14 270	126 374	11%	1 343	1 089
Oshikoto	16 860	13 357	124 395	11%	763	691
Otjozondjupa	23 645	19 036	97 903	19%	762	576
Zambezi	4 771	3 913	63 106	6%	517	511
Total	306 442	237 060	1 501 041	16%	12 952	10 184

PUBLIC HEALTH ACTION (S)

- The COVID-19 vaccination programme is ongoing throughout the country.
- Public Health measures continue to be enforced as the situation is closely monitored.
- The government and development partners continue to prioritize the continuation of essential health services.

CHALLENGES

- Slow vaccine uptake among members of the public, and circulation of anti-vaccination information.
- Poor adherence to COVID-19 Infection Prevention and Control (IPC) measures by the general public.

RECOMMENDATIONS

- Encourage the public to get vaccinated and strengthen community health awareness to encounter anti-vaccination information in circulation.
- Continue to give awareness on the importance of adhering to COVID-19 IPC measures; with the involvement of the Security Cluster.

APPROVED



INCIDENT MANAGER
19 OCTOBER 2021



SECRETARIAT

For enquiries, please contact

Namibia Public Health Emergency Operations Centre;

 PHEOC@mhss.gov.na

 0800 100 100

 0851 100 100