




NAMIBIA COVID-19 SITUATION REPORT NO. 581

Outbreak Name	COVID-19 outbreak	Country affected	Namibia
Date & Time	20 October 2021 17h00	Investigation start Date	13 March 2020
Prepared by	Surveillance Team		

HIGHLIGHTS/SITUATION UPDATE (20/10/2021)



- A total of **128 444** cases have been recorded to-date, representing **5%** of the total population (**2 550 226**).
- More female cases **68 349 (53%)** have been recorded.
- Of the total confirmed cases, **4 349 (3%)** are Health Workers, with no new confirmation today.
 - 3 630 (83%) State; 711 (16%) Private, 8 (0.2%) Non-Governmental Organizations.
 - 4 340 (99%) recoveries and 25 (0.6%) deaths.
- The recovery rate now stands at **97%**.
- Khomas and Erongo regions reported the highest number of cases with **41 668 (32%)** and **18 306 (14%)** respectively.
- Of the total fatalities, **3 256 (92%)** are COVID-19 deaths while **289 (8%)** are COVID-19 related deaths. The case fatality rate now stands at **2.8%**.

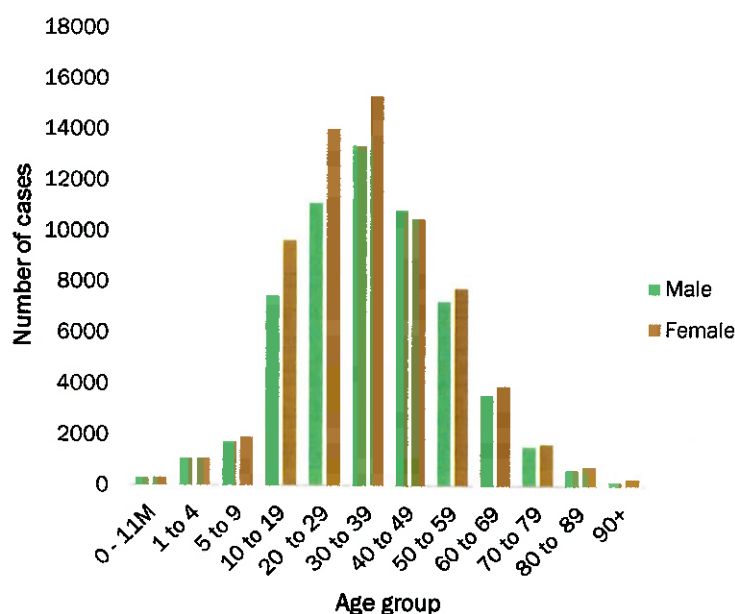
Table 1: Distribution of confirmed COVID-19 cases by region, 20 October 2021

Region	Total cases daily	Total No. of cases	Active cases	Recoveries	Cumulative Deaths	Cumulative deaths with co-morbidities	Non-COVID deaths	Health Workers
Erongo	2	18 306	20	17 870	411	341	5	417
Hardap	1	7 602	6	7 338	258	161	0	133
Kharas	4	7 862	26	7 687	149	128	0	242
Kavango East	0	5 509	4	5 306	198	119	1	246
Kavango West	0	641	2	621	18	16	0	38
Khomas	6	41 668	441	40 364	862	674	1	1 494
Kunene	3	3 729	59	3 550	120	88	0	97
Oshana	2	5 087	88	4 841	156	97	2	163
Omaheke	0	4 001	18	3 731	252	173	0	122
Omusati	8	5 745	32	5 484	229	138	0	181
Oshana	1	9 121	129	8 661	330	196	1	527
Oshikoto	3	6 753	29	6 548	174	139	2	319
Otjozondjupa	0	9 421	11	9 138	272	185	0	264
Zambezi	0	2 999	3	2 880	116	67	0	106
Total	30	128 444	868	124 019	3 545	2 522	12	4 349

EPIDEMIOLOGICAL SITUATION IN NAMIBIA

Table 2: The current distribution for hospitalization of confirmed cases by region, 20 October 2021

Region	Hospitalized confirmed cases	Intensive Care Unit
Erongo	1	0
Hardap	0	0
Kharas	5	0
Kavango East	3	1
Kavango West	1	0
Khomas	7	0
Kunene	4	0
Ohangwena	8	0
Omaheke	0	0
Omusati	7	0
Oshana	10	2
Oshikoto	3	1
Otjondjupa	0	0
Zambezi	0	0
Total	49	4



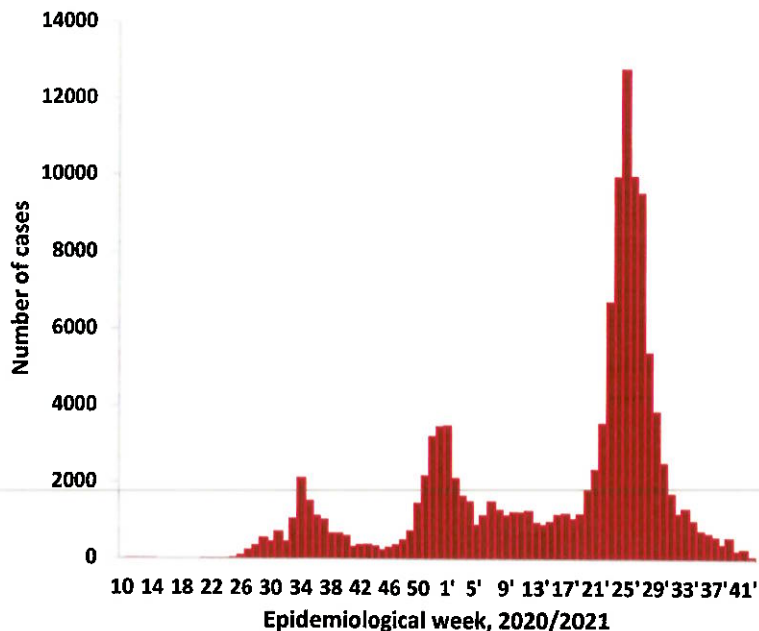
- Of the total confirmed cases, **75 925 (59%)** are in the 20-49 years age-brackets which constitutes the majority of the recorded cases.
- A total of **21 548 (17%)** of the confirmed cases are among the 5-19 years category.
- A total of **15 186 (12%)** of the confirmed cases are among the 50 - 59 years group.
- The under 5 years age group make up **2 916 (2%)** of the total cases whereas, **12 869 (10%)** are above 60 years of age.

Figure 1: Age and Sex distribution of COVID-19 confirmed cases 20 October 2021

Table 3: Number of people in quarantine, 20 October 2021

Region	Newly quarantined 24 hours	Cumulative number	Number discharged	Number in quarantine now
Erongo	0	6 931	6 911	20
Hardap	5	3 191	3 182	9
Kavango (East and West)	0	1 673	1 673	0
Khomas	0	3 699	3 698	1
Kharas	0	9 909	9 859	50
Kunene	0	6 493	6 393	100
Ohangwena	0	695	695	0
Omaheke	0	16 107	15 976	131
Omusati	0	3 263	3 171	92
Oshana	0	400	400	0
Oshikoto	30	23 851	23 788	63
Otjondjupa	0	1 834	1 812	22
Zambezi	0	2 026	2 011	15
Total	35	80 072	79 569	503

- Since March 2020, **80 072** people have been placed into quarantine around the country.
- A total of **503** people are currently in quarantine, with **35** new admissions.



- The highest peak of **12 787 (10%)** cases was recorded during week 25 of 2021 (Figure 1).
- After a peak in epi-week 25, the country has seen a gradual reduction in the average number of confirmed cases from 1 598 to 35 in epi-week 41.
- The number of cases have plateaued in the last seven (7) weeks as seen in the graph.

- The National Call Center continues operations for 24 hours daily.
- Today (20/10/2021), **496** calls were answered.

Figure 3: Epi-curve for confirmed COVID-19 cases, 20 October 2021

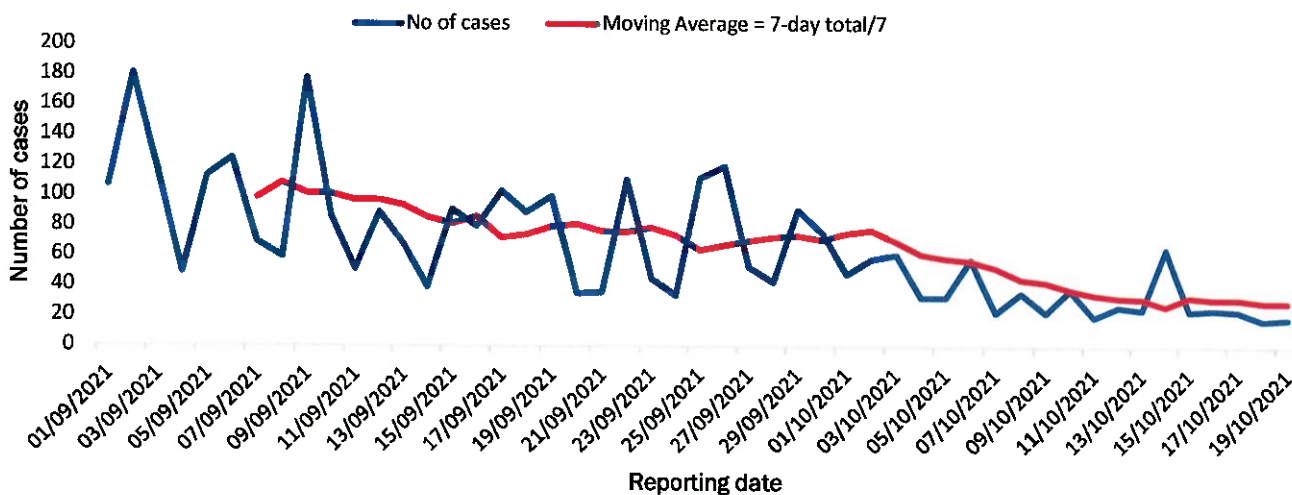


Figure 4: The 7 days moving average line chart for confirmed COVID-19 cases, 20 October 2021

- The laboratory testing capacity has been enhanced; with a total of fifteen (15) laboratories carrying out the testing of samples: NIP, Path-Care, UNAM Molecular, Central Veterinary Laboratory, Namib Poultry, NAMDEB, NamPath, Namibia Central Pathology, DiagnoLab, High Care, Alpha Medical Laboratory, Des-Jo Medical Test Centre, ProQuest Diagnostic Laboratory, MAXI and Medlink Laboratory Services.
- To date, **737 368** tests (including **14 326** re-tests) have been conducted by authorized laboratories.
- Since the beginning of the outbreak, **145 833** contacts of confirmed cases have been identified, **11** new contacts were identified within the last 24 hours from 12 regions.
- Cumulatively, **143 331** contacts have completed their monitoring period, while **288** contacts are lost to follow-up and a total of **25 347 (20%)** contacts of confirmed cases have tested positive.
- Today, **609 (83%)** out of **736** active contacts were monitored.

Table 4: COVID-19 specimen recorded at the Laboratories 20 October 2021

VARIABLES	TOTAL
Total samples received by the Laboratory	737 485
Total samples tested	723 042
Total samples re-tested	14 326
Total positive results	128 444
Total negative results	594 547
Total samples discarded	117
Invalid results	0
Total pending results	7
Indeterminant/inconclusive	7
Suspected cases in 24 hours (excluding re-tests)	1 155

Table 5: Summary of COVID-19 vaccine doses administered, 20 October 2021

Region	Cumulative no. of persons vaccinated with doses of Sinopharm, AstraZeneca, Sputnik V, Pfizer and Jassen & Johnson		Targeted Population	Vaccination Coverage (%)	Cumulative no. of Healthcare Workers vaccinated with doses of Sinopharm, AstraZeneca, Sputnik V, Pfizer and Jassen & Johnson	
	1 st doses	Fully vaccinated			1 st doses	Fully vaccinated
Erongo	31 967	26 181	121 682	21%	1 099	845
Hardap	19 327	15 028	56 741	26%	470	389
Kharas	13 677	11 131	55 489	20%	626	353
Kavango East	16 860	11 534	117 665	9%	948	832
Kavango West	9 485	8 237	29 228	27%	341	337
Komas	80 553	63 517	286 641	22%	3 568	2 606
Kunene	18 822	13 269	66 499	20%	623	480
Ohangwena	20 994	15 651	164 102	9%	688	570
Omaheke	14 264	9 442	51 765	18%	350	248
Omusati	20 566	15 993	139 451	11%	854	669
Oshana	17 932	14 457	126 374	11%	1 343	1 094
Oshikoto	17 017	13 592	124 395	11%	763	695
Otjozondjupa	23 869	19 267	97 903	19%	762	576
Zambezi	4 802	3 925	63 106	6%	517	516
Total	310 135	241 224	1 501 041	16%	12 952	10 210

PUBLIC HEALTH ACTION (S)

- The COVID-19 vaccination programme is ongoing throughout the country.
- Public Health measures continue to be enforced as the situation is closely monitored.
- The government and development partners continue to prioritize the continuation of essential health services.

CHALLENGES

- Slow vaccine uptake among members of the public, and circulation of anti-vaccination information.
- Poor adherence to COVID-19 Infection Prevention and Control (IPC) measures by the general public.


RECOMMENDATIONS

- Encourage the public to get vaccinated and strengthen community health awareness to encounter anti-vaccination information in circulation.
- Continue to give awareness on the importance of adhering to COVID-19 IPC measures; with the involvement of the Security Cluster.

APPROVED




INCIDENT MANAGER
20 OCTOBER 2021




SECRETARIAT

For enquiries, please contact
Namibia Public Health Emergency Operations Centre;

 PHEOC@mhss.gov.na

 0800 100 100

 0851 100 100