



NAMIBIA COVID-19 SITUATION REPORT NO. 562

Outbreak Name	COVID-19 outbreak	Country affected	Namibia
Date & Time	01 October 2021 17h00	Investigation start Date	13 March 2020
Prepared by	Surveillance Team		

HIGHLIGHTS/SITUATION UPDATE (01/10/2021)

CUMULATIVE

Tested 708 954

Confirmed 127 804

Active 1 160

Recoveries 123 116

Vaccinated  
1<sup>st</sup> doses 273 262 2<sup>nd</sup> doses 175 352

Deaths 3 516

TOTAL TODAY

Tested 1 493

Confirmed 48

Active 1 160

Recoveries 24

Vaccinated  
1<sup>st</sup> doses 1 185 2<sup>nd</sup> doses 898

Deaths 1

- A total of **127 804** cases have been recorded to-date, representing **5%** of the total population (**2 550 226**).
- More female cases **68 009 (53%)** have been recorded.
- Of the total confirmed cases, **4 330 (3%)** are Health Workers, with no new confirmation today.
  - 3 611 (83%) State; 711 (16%) Private, 8 (0.2%) Non-Governmental Organizations.
  - 4 303 (99%) recoveries and 25 (0.6%) deaths.
- The recovery rate now stands at **96%**.
- Khomas and Erongo regions reported the highest number of cases with **41 585 (33%)** and **18 268 (14%)** respectively.
- Of the total fatalities, **3 228 (92%)** are COVID-19 deaths while **288 (8%)** are COVID-19 related deaths. The case fatality rate now stands at **2.8%**.

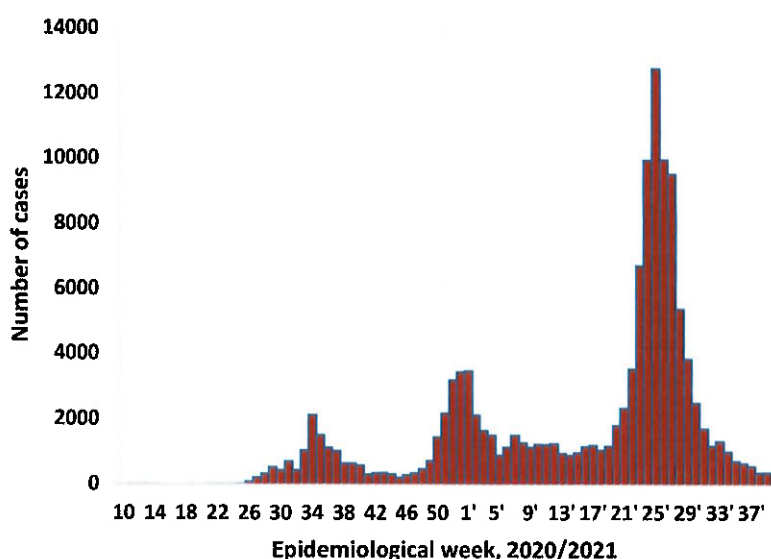
Table 1: Distribution of confirmed COVID-19 cases by region, 01 October 2021

Region	Total cases daily	Total No. of cases	Active cases	Recoveries	Cumulative Deaths	Cumulative deaths with co-morbidities	Non-COVID deaths	Health Workers
Erongo	1	18 268	55	17 798	410	340	5	417
Hardap	14	7 557	99	7 200	258	161	0	128
Kharas	0	7 805	109	7 549	147	127	0	239
Kavango East	3	5 494	15	5 283	195	117	1	246
Kavango West	0	639	10	611	18	16	0	38
Khomas	2	41 585	407	40 318	859	672	1	1 491
Kunene	0	3 711	52	3 540	119	87	0	97
Oshana	7	4 925	198	4 578	147	92	2	161
Omaheke	0	3 982	4	3 727	251	173	0	122
Omusati	12	5 655	46	5 383	226	136	0	180
Oshana	4	9 060	109	8 622	328	195	1	523
Oshikoto	3	6 737	35	6 527	173	138	2	319
Otjozondjupa	1	9 402	9	9 123	270	185	0	263
Zambezi	1	2 984	12	2 857	115	66	0	106
<b>Total</b>	<b>48</b>	<b>127 804</b>	<b>1 160</b>	<b>123 116</b>	<b>3 516</b>	<b>2 505</b>	<b>12</b>	<b>4 330</b>

## EPIDEMIOLOGICAL SITUATION IN NAMIBIA

**Table 2: The current distribution for hospitalization of confirmed cases by region, 01 October 2021**

Region	Hospitalized confirmed cases	Intensive Care Unit
Erongo	6	0
Hardap	6	0
Kharas	5	0
Kavango East	5	0
Kavango West	1	0
Khomas	13	7
Kunene	4	0
Ohangwena	11	0
Omaheke	0	0
Omusati	6	0
Oshana	17	7
Oshikoto	2	1
Otjozondjupa	0	0
Zambezi	2	0
<b>Total</b>	<b>78</b>	<b>15</b>



- The highest peak of **12 787 (10%)** cases was recorded during week 25 of 2021 (Figure 1).
- After a peak in epi-week 25, the country has seen a gradual reduction in the average number of confirmed cases from 1 598 to 53 in epi-week 38.
- The number of cases have plateaued in the last five weeks as seen in the graph.

- The National Call Center continues operations for 24 hours daily.
- Today (01/10/2021), **513** calls were answered.

**Figure 1: Epi-curve for confirmed COVID-19 cases, 01 October 2021**

- The laboratory testing capacity has been enhanced; with a total of fifteen (15) laboratories carrying out the testing of samples: NIP, Path-Care, UNAM Molecular, Central Veterinary Laboratory, Namib Poultry, NAMDEB, NamPath, Namibia Central Pathology, DiagnoLab, High Care, Alpha Medical Laboratory, Des-Jo Medical Test Centre, ProQuest Diagnostic Laboratory, MAXI and Medlink Laboratory Services.
- To date, **708 954** tests (including **14 279** re-tests) have been conducted by authorized laboratories.
- Since the beginning of the outbreak, **144 127** contacts of confirmed cases have been identified, **144** new contacts were identified within the last 24 hours from 13 regions.
- Cumulatively, **141 397** contacts have completed their monitoring period, while **288** contacts are lost to follow-up and a total of **25 254 (20%)** contacts of confirmed cases have tested positive.
- Today, **375 (38%)** out of **990** active contacts were monitored.

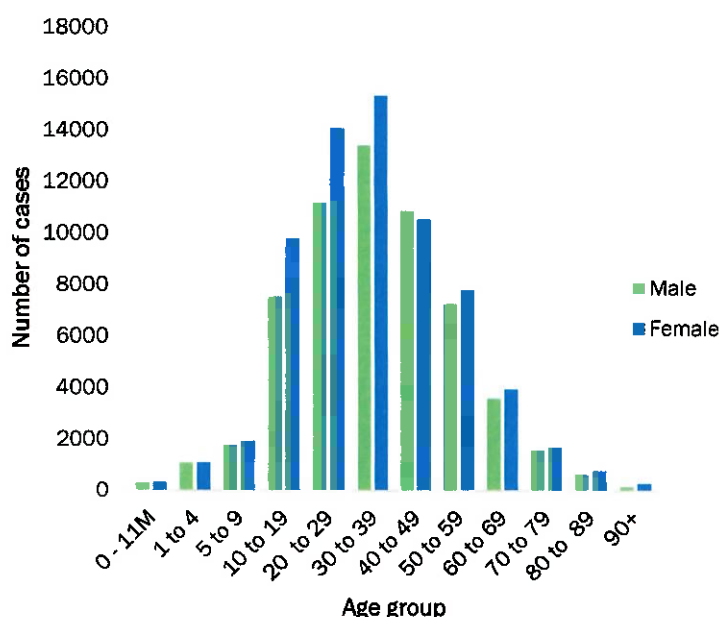
**Table 3: COVID-19 specimen recorded at the Laboratories 01 October 2021**

VARIABLES	TOTAL
Total samples received by the Laboratory	709 073
Total samples tested	694 675
Total samples re-tested	14 279
Total positive results	127 804
Total negative results	566 857
Total samples discarded	117
Invalid results	0
Total pending results	7
Indeterminant/Inconclusive	7
Suspected cases in 24 hours (excluding re-tests)	1 481

**Table 4: Number of people in quarantine, 01 October 2021**

Region	Newly quarantined 24 hours	Cumulative number	Number discharged	Number in quarantine now
Erongo	0	6 931	6 881	50
Hardap	0	3 123	3 107	16
Kavango (East and West)	0	1 673	1 673	0
Khomas	0	3 697	3 696	1
Kharas	0	9 909	9 809	100
Kunene	0	6 493	6 293	200
Ohangwena	0	695	695	0
Omaheke	44	15 525	15 377	148
Omusati	0	3 119	3 059	60
Oshana	0	400	400	0
Oshikoto	43	23 250	23 185	65
Otjozondjupa	0	1 801	1 785	16
Zambezi	0	2 026	1 991	35
<b>Total</b>	<b>87</b>	<b>78 642</b>	<b>77 951</b>	<b>691</b>

- Since March 2020, **78 642** people have been placed into quarantine around the country.
- A total of **691** people are currently in quarantine, with **87** admissions.



- Of the total confirmed cases, **75 654 (59%)** are in the 20-49 years age-brackets which constitutes the majority of the recorded cases.
- A total of **21 345 (17%)** of the confirmed cases are among the 5-19 years category.
- A total of **15 115 (12%)** of the confirmed cases are among the 50 - 59 years group.
- The under 5 years age group make up **2 893 (2%)** of the total cases whereas, **12 797 (10%)** are above 60 years of age.

**Figure 2: Age and Sex distribution of COVID-19 confirmed cases 01 October 2021**

**Table 5: Summary of COVID-19 vaccine doses administered, 01 October 2021**

Region	Cumulative no. of persons vaccinated with doses of Sinopharm, AstraZeneca, Sputnik V, Pfizer and Jassen & Johnson		Targeted Population	Vaccination Coverage (%)	Cumulative no. of Healthcare Workers vaccinated with doses of Sinopharm, AstraZeneca, Sputnik V, Pfizer and Jassen & Johnson	
	1 <sup>st</sup> doses	Fully vaccinated			1 <sup>st</sup> doses	Fully vaccinated
Erongo	29 149	21 333	121 682	18%	1 096	746
Hardap	17 549	12 590	56 741	22%	471	371
Kharas	12 313	9 123	55 489	16%	626	330
Kavango East	13 839	7 663	117 665	7%	945	625
Kavango West	6 554	5 194	29 228	18%	341	276
Khomas	72 780	53 671	286 641	18%	3 565	2 462
Kunene	15 451	9 318	66 499	14%	623	384
Ohangwena	18 192	12 034	164 102	7%	688	492
Omaheke	12 866	7 511	51 765	14%	350	229
Omusati	18 229	12 671	139 451	9%	853	557
Oshana	16 308	11 900	126 374	9%	1 340	992
Oshikoto	14 824	10 221	124 395	8%	765	617
Otjozondjupa	20 867	15 475	97 903	16%	761	523
Zambezi	4 341	3 272	63 106	5%	517	466
<b>Total</b>	<b>273 262</b>	<b>191 976</b>	<b>1 501 041</b>	<b>13%</b>	<b>12 941</b>	<b>9 070</b>

### PUBLIC HEALTH ACTION (S)

- The COVID-19 vaccination programme is ongoing throughout the country.
- Public Health measures continue to be enforced as the situation is closely monitored.
- The government and development partners continue to prioritize the continuation of essential health services.


### CHALLENGES

- Poor adherence to COVID-19 Infection Prevention and Control (IPC) measures by the general public.


### RECOMMENDATIONS

- Continue to give awareness on the importance of adhering to COVID-19 IPC measures; with the involvement of the Security Cluster.

APPROVED



INCIDENT MANAGER  
01 OCTOBER 2021



SECRETARIAT

For enquiries, please contact  
Namibia Public Health Emergency Operations Centre;

 [PHEOC@mhss.gov.na](mailto:PHEOC@mhss.gov.na)

 0800 100 100

 0851 100 100