



NAMIBIA COVID-19 SITUATION REPORT NO. 563

Outbreak Name	COVID-19 outbreak	Country affected	Namibia
Date & Time	02 October 2021 17h00	Investigation start Date	13 March 2020
Prepared by	Surveillance Team		

HIGHLIGHTS/SITUATION UPDATE (02/10/2021)

CUMULATIVE

Tested 710 167

Confirmed 127 862

Active 1 207

Recoveries 123 126

Vaccinated
1st doses 273 640 2nd doses 175 654

Deaths 3 517

TOTAL TODAY

Tested 1 185

Confirmed 58

Active 1 207

Recoveries 10

Vaccinated
1st doses 378 2nd doses 302

Deaths 1

- A total of **127 862** cases have been recorded to-date, representing **5%** of the total population (**2 550 226**).
- More female cases **68 046 (53%)** have been recorded.
- Of the total confirmed cases, **4 331 (3%)** are Health Workers, with **1** new confirmation today.
 - 3 612 (83%) State; 711 (16%) Private, 8 (0.2%) Non-Governmental Organizations.
 - 4 303 (99%) recoveries and 25 (0.6%) deaths.
- The recovery rate now stands at **96%**.
- Khomas and Erongo regions reported the highest number of cases with **41 592 (33%)** and **18 278 (14%)** respectively.
- Of the total fatalities, **3 229 (92%)** are COVID-19 deaths while **288 (8%)** are COVID-19 related deaths. The case fatality rate now stands at **2.8%**.

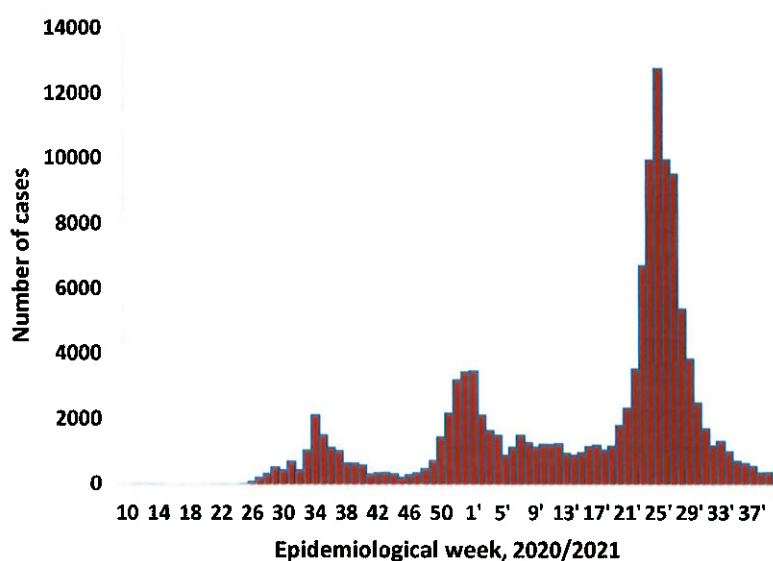
Table 1: Distribution of confirmed COVID-19 cases by region, 02 October 2021

Region	Total cases daily	Total No. of cases	Active cases	Recoveries	Cumulative Deaths	Cumulative deaths with co-morbidities	Non-COVID deaths	Health Workers
Erongo	10	18 278	65	17 798	410	340	5	417
Hardap	3	7 560	100	7 202	258	161	0	128
Kharas	0	7 805	109	7 549	147	127	0	239
Kavango East	0	5 494	15	5 283	195	117	1	246
Kavango West	0	639	10	611	18	16	0	38
Khomas	7	41 592	411	40 321	859	672	1	1 492
Kunene	2	3 713	53	3 540	120	88	0	97
Oshana	0	9 060	109	8 622	328	195	1	523
Oshikoto	0	6 737	35	6 527	173	138	2	319
Otjozondjupa	4	9 406	10	9 126	270	185	0	263
Zambezi	1	2 985	13	2 857	115	66	0	106
Total	58	127 862	1207	123 126	3 517	2 506	12	4 331

EPIDEMIOLOGICAL SITUATION IN NAMIBIA

Table 2: The current distribution for hospitalization of confirmed cases by region, 02 October 2021

Region	Hospitalized confirmed cases	Intensive Care Unit
Erongo	6	0
Hardap	6	0
Kharas	5	0
Kavango East	5	0
Kavango West	1	0
Khomas	13	7
Kunene	4	0
Ohangwena	11	0
Omaheke	0	0
Omusati	6	0
Oshana	17	7
Oshikoto	2	1
Otjozondjupa	0	0
Zambezi	2	0
Total	78	15



- The highest peak of **12 787 (10%)** cases was recorded during week 25 of 2021 (Figure 1).
- After a peak in epi-week 25, the country has seen a gradual reduction in the average number of confirmed cases from 1 598 to 53 in epi-week 38.
- The number of cases have plateaued in the last five weeks as seen in the graph.

- The National Call Center continues operations for 24 hours daily.
- Today (02/10/2021), **570** calls were answered.

Figure 1: Epi-curve for confirmed COVID-19 cases, 02 October 2021

Table 3: COVID-19 specimen recorded at the Laboratories 02 October 2021

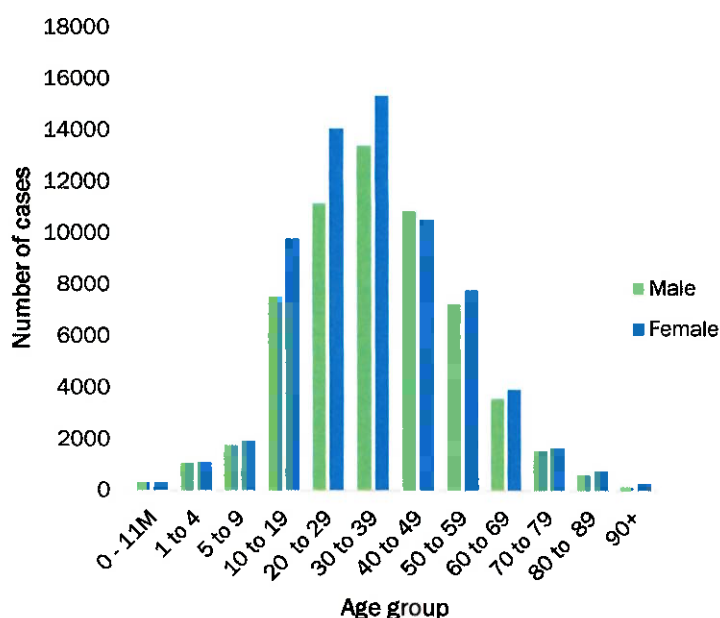
VARIABLES	TOTAL
Total samples received by the Laboratory	711 158
Total samples tested	695 860
Total samples re-tested	14 279
Total positive results	127 862
Total negative results	567 984
Total samples discarded	117
Invalid results	0
Total pending results	7
Indeterminant/Inconclusive	7
Suspected cases in 24 hours (excluding re-tests)	1 185

- The laboratory testing capacity has been enhanced; with a total of fifteen (15) laboratories carrying out the testing of samples: NIP, Path-Care, UNAM Molecular, Central Veterinary Laboratory, Namib Poultry, NAMDEB, NamPath, Namibia Central Pathology, DiagnoLab, High Care, Alpha Medical Laboratory, Des-Jo Medical Test Centre, ProQuest Diagnostic Laboratory, MAXI and Medlink Laboratory Services.
- To date, **710 139** tests (including **14 279** re-tests) have been conducted by authorized laboratories.
- Since the beginning of the outbreak, **144 138** contacts of confirmed cases have been identified, **11** new contacts were identified within the last 24 hours from 8 regions.
- Cumulatively, **141 410** contacts have completed their monitoring period, while **288** contacts are lost to follow-up and a total of **25 254 (20%)** contacts of confirmed cases have tested positive.
- Today, **173 (18%)** out of **988** active contacts were monitored.

Table 4: Number of people in quarantine, 02 October 2021

Region	Newly quarantined 24 hours	Cumulative number	Number discharged	Number in quarantine now
Erongo	0	6 931	6 881	50
Hardap	3	3 126	3 123	3
Kavango (East and West)	0	1 673	1 673	0
Khomas	0	3 697	3 697	0
Kharas	0	9 909	9 809	100
Kunene	0	6 493	6 293	200
Ohangwena	0	695	695	0
Omaheke	0	15 525	15 377	148
Omusati	54	3 173	3 059	114
Oshana	0	400	400	0
Oshikoto	0	23 250	23 185	65
Otjozondjupa	0	1 801	1 785	16
Zambezi	0	2 026	1 991	35
Total	57	78 699	77 968	731

- Since March 2020, **78 699** people have been placed into quarantine around the country.
- A total of **731** people are currently in quarantine, with **57** admissions.



- Of the total confirmed cases, **75 676 (59%)** are in the 20-49 years age-brackets which constitutes the majority of the recorded cases.
- A total of **21 372 (17%)** of the confirmed cases are among the 5-19 years category.
- A total of **15 119 (12%)** of the confirmed cases are among the 50 - 59 years group.
- The under 5 years age group make up **2 895 (2%)** of the total cases whereas, **12 800 (10%)** are above 60 years of age.

Figure 2: Age and Sex distribution of COVID-19 confirmed cases 02 October 2021

Table 5: Summary of COVID-19 vaccine doses administered, 02 October 2021

Region	Cumulative no. of persons vaccinated with doses of Sinopharm, AstraZeneca, Sputnik V, Pfizer and Jassen & Johnson		Targeted Population	Vaccination Coverage (%)	Cumulative no. of Healthcare Workers vaccinated with doses of Sinopharm, AstraZeneca, Sputnik V, Pfizer and Jassen & Johnson	
	1 st doses	Fully vaccinated			1 st doses	Fully vaccinated
Erongo	29 367	21 700	121 682	18%	1 098	746
Hardap	17 549	12 590	56 741	22%	471	371
Kharas	12 313	9 123	55 489	16%	626	330
Kavango East	13 839	7 663	117 665	7%	945	625
Kavango West	6 554	5 194	29 228	18%	341	276
Khomas	72 898	53 837	286 641	19%	3 568	2 468
Kunene	15 451	9 318	66 499	14%	623	384
Ohangwena	18 192	12 034	164 102	7%	688	492
Omaheke	12 866	7 511	51 765	15%	350	229
Omusati	18 229	12 671	139 451	9%	853	557
Oshana	16 308	11 900	126 374	9%	1 340	992
Oshikoto	14 824	10 221	124 395	8%	765	617
Otjozondjupa	20 909	15 527	97 903	16%	761	523
Zambezi	4 341	3 272	63 106	5%	517	466
Total	273 640	192 561	1 501 041	13%	12 946	9 076

PUBLIC HEALTH ACTION (S)

- The COVID-19 vaccination programme is ongoing throughout the country.
- Public Health measures continue to be enforced as the situation is closely monitored.
- The government and development partners continue to prioritize the continuation of essential health services.

CHALLENGES

- Poor adherence to COVID-19 Infection Prevention and Control (IPC) measures by the general public.


RECOMMENDATIONS

- Continue to give awareness on the importance of adhering to COVID-19 IPC measures; with the involvement of the Security Cluster.

APPROVED




INCIDENT MANAGER
02 OCTOBER 2021



SECRETARIAT

For enquiries, please contact
Namibia Public Health Emergency Operations Centre;

 PHEOC@mhss.gov.na

 0800 100 100

 0851 100 100