



NAMIBIA COVID-19 SITUATION REPORT NO. 565

| | | | |
|---------------|--------------------------|--------------------------|---------------|
| Outbreak Name | COVID-19 outbreak | Country affected | Namibia |
| Date & Time | 04 October 2021 17h00 | Investigation start Date | 13 March 2020 |
| Prepared by | Surveillance Team | | |

HIGHLIGHTS/SITUATION UPDATE (04/10/2021)

| CUMULATIVE | TOTAL TODAY |
|---|---|
| Tested 713 463 | Tested 1 316 |
| Confirmed 127 956 | Confirmed 33 |
| Active 1 175 | Active 1 175 |
| Recoveries 123 249 | Recoveries 58 |
| Vaccinated 1 st doses 276 431 2 nd doses 177 397 | Vaccinated 1 st doses 2 304 2 nd doses 1 355 |
| Deaths 3 520 | Deaths 3 |

- A total of **127 956** cases have been recorded to-date, representing **5%** of the total population (**2 550 226**).
- More female cases **68 100 (53%)** have been recorded.
- Of the total confirmed cases, **4 331 (3%)** are Health Workers, with no new confirmation today.
 - 3 612 (83%) State; 711 (16%) Private, 8 (0.2%) Non-Governmental Organizations.
 - 4 303 (99%) recoveries and 25 (0.6%) deaths.
- The recovery rate now stands at **96%**.
- Khomas and Erongo regions reported the highest number of cases with **41 599 (33%)** and **18 281 (14%)** respectively.
- Of the total fatalities, **3 232 (92%)** are COVID-19 deaths while **288 (8%)** are COVID-19 related deaths. The case fatality rate now stands at **2.8%**.

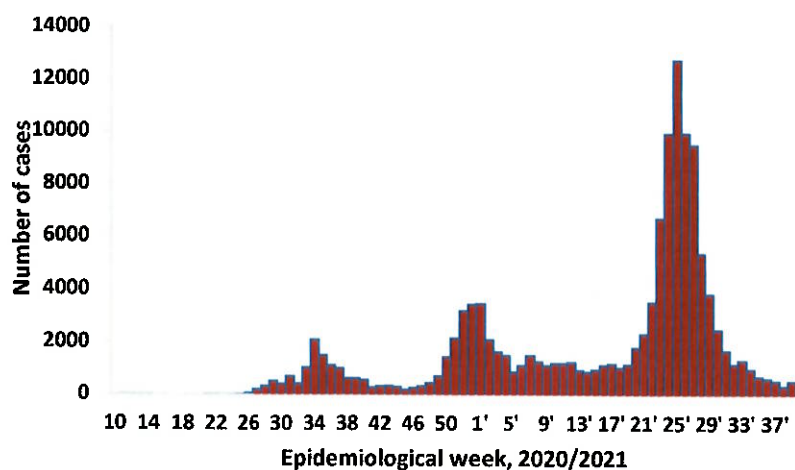
Table 1: Distribution of confirmed COVID-19 cases by region, 04 October 2021

| Region | Total cases daily | Total No. of cases | Active cases | Recoveries | Cumulative Deaths | Cumulative deaths with co-morbidities | Non-COVID deaths | Health Workers |
|--------------|-------------------|--------------------|--------------|----------------|-------------------|---------------------------------------|------------------|----------------|
| Erongo | 2 | 18 281 | 33 | 17 833 | 410 | 340 | 5 | 417 |
| Hardap | 0 | 7 560 | 93 | 7 209 | 258 | 161 | 0 | 128 |
| Kharas | 4 | 7 811 | 93 | 7 571 | 147 | 127 | 0 | 239 |
| Kavango East | 2 | 5 496 | 16 | 5 284 | 195 | 117 | 1 | 246 |
| Kavango West | 0 | 639 | 0 | 621 | 18 | 16 | 0 | 38 |
| Khomas | 5 | 41 599 | 415 | 40 324 | 859 | 672 | 1 | 1 492 |
| Kunene | 0 | 3 713 | 53 | 3 540 | 120 | 88 | 0 | 97 |
| Ohangwena | 1 | 4 995 | 262 | 4 581 | 150 | 94 | 2 | 161 |
| Omaheke | 0 | 3 983 | 4 | 3 728 | 251 | 173 | 0 | 122 |
| Omusati | 10 | 5 678 | 50 | 5 402 | 226 | 136 | 0 | 180 |
| Oshana | 5 | 9 069 | 101 | 8 639 | 328 | 195 | 1 | 523 |
| Oshikoto | 0 | 6 737 | 35 | 6 527 | 173 | 138 | 2 | 319 |
| Otjozondjupa | 0 | 9 406 | 8 | 9 128 | 270 | 185 | 0 | 263 |
| Zambezi | 4 | 2 989 | 12 | 2 862 | 115 | 66 | 0 | 106 |
| Total | 33 | 127 956 | 1 175 | 123 249 | 3 520 | 2 508 | 12 | 4 331 |

EPIDEMIOLOGICAL SITUATION IN NAMIBIA

Table 2: The current distribution for hospitalization of confirmed cases by region, 04 October 2021

| Region | Hospitalized confirmed cases | Intensive Care Unit |
|--------------|------------------------------|---------------------|
| Erongo | 10 | 0 |
| Hardap | 6 | 0 |
| Karas | 3 | 0 |
| Kavango East | 4 | 0 |
| Kavango West | 1 | 0 |
| Khomas | 11 | 2 |
| Kunene | 2 | 0 |
| Ohangwena | 7 | 0 |
| Omaheke | 0 | 0 |
| Omusati | 6 | 0 |
| Oshana | 16 | 8 |
| Oshikoto | 2 | 1 |
| Otjozondjupa | 0 | 0 |
| Zambezi | 2 | 0 |
| Total | 70 | 11 |



- The highest peak of **12 787 (10%)** cases was recorded during week 25 of 2021 (Figure 1).
- After a peak in epi-week 25, the country has seen a gradual reduction in the average number of confirmed cases from 1 598 to 53 in epi-week 38.
- The number of cases have plateaued in the last five weeks as seen in the graph.

- The National Call Center continues operations for 24 hours daily.
- Today (04/10/2021), **509** calls were answered.

Figure 1: Epi-curve for confirmed COVID-19 cases, 04 October 2021

Table 3: COVID-19 specimen recorded at the Laboratories 04 October 2021

| VARIABLES | TOTAL |
|--|---------|
| Total samples received by the Laboratory | 714 454 |
| Total samples tested | 699 177 |
| Total samples re-tested | 14 286 |
| Total positive results | 127 956 |
| Total negative results | 571 207 |
| Total samples discarded | 117 |
| Invalid results | 0 |
| Total pending results | 7 |
| Indeterminant/Inconclusive | 7 |
| Suspected cases in 24 hours (excluding re-tests) | 1 311 |

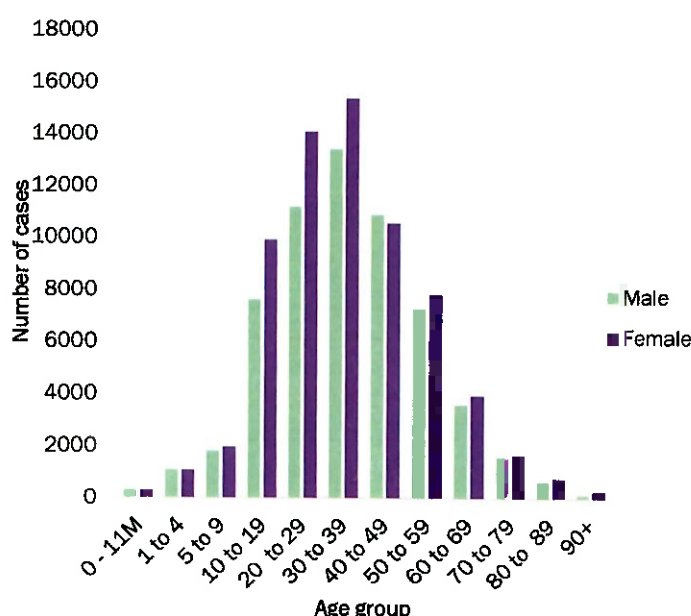
- The laboratory testing capacity has been enhanced; with a total of fifteen (15) laboratories carrying out the testing of samples: NIP, Path-Care, UNAM Molecular, Central Veterinary Laboratory, Namib Poultry, NAMDEB, NamPath, Namibia Central Pathology, DiagnoLab, High Care, Alpha Medical Laboratory, Des-Jo Medical Test Centre, ProQuest Diagnostic Laboratory, MAXI and Medlink Laboratory Services.
- To date, **713 463** tests (including **14 286** re-tests) have been conducted by authorized laboratories.
- Since the beginning of the outbreak, **144 212** contacts of confirmed cases have been identified, **43** new contacts were identified within the last 24 hours from 8 regions.
- Cumulatively, **141 540** contacts have completed their monitoring period, while **288** contacts are lost to follow-up and a total of **25 265 (20%)** contacts of confirmed cases have tested positive.
- Today, **309 (32%)** out of **952** active contacts were monitored.

Table 4: Number of people in quarantine, 03 October 2021

| Region | Newly quarantined 24 hours | Cumulative number | Number discharged | Number in quarantine now |
|-------------------------|----------------------------|-------------------|-------------------|--------------------------|
| Erongo | 0 | 6 931 | 6 891 | 40 |
| Hardap | 21 | 3 147 | 3 123 | 24 |
| Kavango (East and West) | 0 | 1 673 | 1 673 | 0 |
| Khomas | 0 | 3 697 | 3 697 | 0 |
| Kharas | 0 | 9 909 | 9 809 | 100 |
| Kunene | 0 | 6 493 | 6 293 | 200 |
| Ohangwena | 0 | 695 | 695 | 0 |
| Omaheke | 0 | 15 525 | 15 377 | 148 |
| Omusati | 0 | 3 173 | 3 059 | 114 |
| Oshana | 0 | 400 | 400 | 0 |
| Oshikoto | 59 | 23 309 | 23 243 | 66 |
| Otjozondjupa | 0 | 1 801 | 1 785 | 16 |
| Zambezi | 0 | 2 026 | 1 991 | 35 |
| Total | 80 | 78 779 | 78 036 | 743 |

➤ Since March 2020, **78 779** people have been placed into quarantine around the country.

➤ A total of **743** people are currently in quarantine, with **80** admissions.



➤ Of the total confirmed cases, **75 705 (59%)** are in the 20-49 years age-brackets which constitutes the majority of the recorded cases.

➤ A total of **21 425 (17%)** of the confirmed cases are among the 5-19 years category.

➤ A total of **15 122 (12%)** of the confirmed cases are among the 50 - 59 years group.

➤ The under 5 years age group make up **2 897 (2%)** of the total cases whereas, **12 807 (10%)** are above 60 years of age.

Figure 2: Age and Sex distribution of COVID-19 confirmed cases 04 October 2021

Table 5: Summary of COVID-19 vaccine doses administered, 04 October 2021

| Region | Cumulative no. of persons vaccinated with doses of Sinopharm, AstraZeneca, Sputnik V, Pfizer and Jassen & Johnson | | Targeted Population | Vaccination Coverage (%) | Cumulative no. of Healthcare Workers vaccinated with doses of Sinopharm, AstraZeneca, Sputnik V, Pfizer and Jassen & Johnson | |
|--------------|---|------------------|---------------------|--------------------------|--|------------------|
| | 1 st doses | Fully vaccinated | | | 1 st doses | Fully vaccinated |
| Erongo | 29 552 | 22 011 | 121 682 | 18% | 1 099 | 748 |
| Hardap | 17 677 | 12 743 | 56 741 | 22% | 470 | 374 |
| Kharas | 12 388 | 9 226 | 55 489 | 17% | 626 | 331 |
| Kavango East | 14 010 | 7 911 | 117 665 | 7% | 948 | 642 |
| Kavango West | 6 654 | 5 298 | 29 228 | 18% | 341 | 276 |
| Khomas | 73 276 | 54 360 | 286 641 | 19% | 3 568 | 2 474 |
| Kunene | 15 850 | 9 752 | 66 499 | 15% | 623 | 384 |
| Ohangwena | 18 656 | 12 512 | 164 102 | 8% | 688 | 492 |
| Omaheke | 12 890 | 7 546 | 51 765 | 15% | 350 | 229 |
| Omusati | 18 501 | 12 933 | 139 451 | 9% | 854 | 557 |
| Oshana | 16 486 | 12 092 | 126 374 | 10% | 1 343 | 998 |
| Oshikoto | 15 059 | 10 556 | 124 395 | 8% | 763 | 624 |
| Otjozondjupa | 21 081 | 15 745 | 97 903 | 16% | 762 | 526 |
| Zambezi | 4 351 | 3 288 | 63 106 | 5% | 517 | 466 |
| Total | 276 431 | 195 973 | 1 501 041 | 13% | 12 952 | 9 121 |

PUBLIC HEALTH ACTION (S)

- The COVID-19 vaccination programme is ongoing throughout the country.
- Public Health measures continue to be enforced as the situation is closely monitored.
- The government and development partners continue to prioritize the continuation of essential health services.


CHALLENGES

- Poor adherence to COVID-19 Infection Prevention and Control (IPC) measures by the general public.


RECOMMENDATIONS

- Continue to give awareness on the importance of adhering to COVID-19 IPC measures; with the involvement of the Security Cluster.

APPROVED



INCIDENT MANAGER
04 OCTOBER 2021




SECRETARIAT

For enquiries, please contact

Namibia Public Health Emergency Operations Centre;

 PHEOC@mhss.gov.na

 0800 100 100

 0851 100 100