



NAMIBIA COVID-19 SITUATION REPORT NO. 571

Outbreak Name	COVID-19 outbreak	Country affected	Namibia
Date & Time	10 October 2021 17h00	Investigation start Date	13 March 2020
Prepared by	Surveillance Team		

HIGHLIGHTS/SITUATION UPDATE (10/10/2021)

CUMULATIVE	TOTAL TODAY
Tested 722 619	Tested 1 421
Confirmed 128 167	Confirmed 38
Active 1 048	Active 1 048
Recoveries 123 580	Recoveries 13
Vaccinated 1 st doses 285 993 2 nd doses 183 977	Vaccinated 1 st doses 257 2 nd doses 206
Deaths 3 527	Deaths 0

- A total of **128 167** cases have been recorded to-date, representing **5%** of the total population (**2 550 226**).
- More female cases **68 207 (53%)** have been recorded.
- Of the total confirmed cases, **4 343 (3%)** are Health Workers, with no new confirmation today.
 - 3 624 (83%) State; 711 (16%) Private, 8 (0.2%) Non-Governmental Organizations.
 - 4 303 (99%) recoveries and 25 (0.6%) deaths.
- The recovery rate now stands at **96%**.
- Khomas and Erongo regions reported the highest number of cases with **41 623 (33%)** and **18 290 (14%)** respectively.
- Of the total fatalities, **3 239 (92%)** are COVID-19 deaths while **288 (8%)** are COVID-19 related deaths. The case fatality rate now stands at **2.8%**.

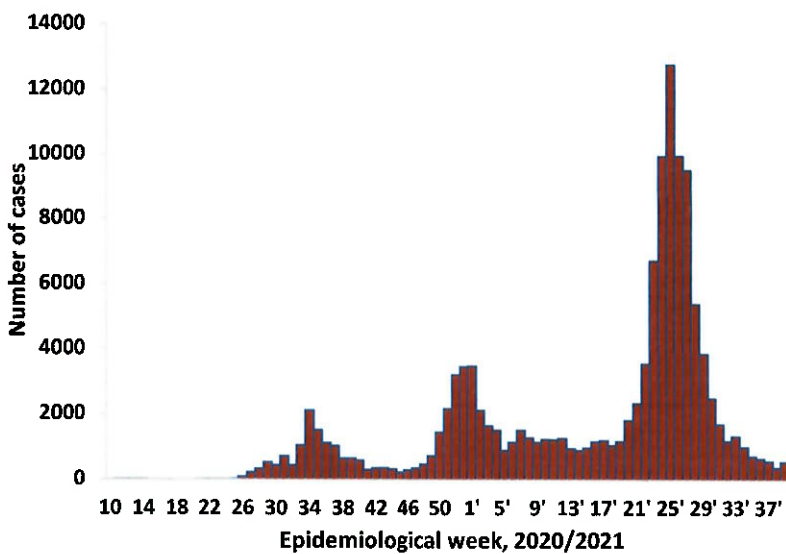
Table 1: Distribution of confirmed COVID-19 cases by region, 10 October 2021

Region	Total cases daily	Total No. of cases	Active cases	Recoveries	Cumulative Deaths	Cumulative deaths with co-morbidities	Non-COVID deaths	Health Workers
Erongo	2	18 290	20	17 854	411	341	5	417
Hardap	0	7 598	62	7 278	258	161	0	133
Kharas	0	7 820	15	7 657	148	127	0	241
Kavango East	0	5 499	7	5 296	195	117	1	246
Kavango West	0	640	1	621	18	16	0	38
Khomas	3	41 623	425	40 336	861	674	1	1 493
Kunene	3	3 720	56	3 544	120	88	0	97
Ohangwena	17	5 049	257	4 638	152	95	2	162
Omaheke	1	3 985	3	3 731	251	173	0	122
Omusati	10	5 700	41	5 432	227	136	0	181
Oshana	2	9 093	120	8 644	328	195	1	525
Oshikoto	0	6 745	28	6 542	173	138	2	319
Otjozondjupa	0	9 412	5	9 137	270	185	0	263
Zambezi	0	2 993	8	2 870	115	66	0	106
Total	38	128 167	1 048	123 580	3 527	2 512	12	4 343

EPIDEMIOLOGICAL SITUATION IN NAMIBIA

Table 2: The current distribution for hospitalization of confirmed cases by region, 10 October 2021

Region	Hospitalized confirmed cases	Intensive Care Unit
Erongo	5	0
Hardap	5	0
Kharas	3	0
Kavango East	3	0
Kavango West	1	0
Khomas	13	3
Kunene	3	0
Ohangwena	8	0
Omaheke	0	0
Omusati	9	0
Oshana	11	3
Oshikoto	4	2
Otjozondjupa	1	0
Zambezi	0	0
Total	66	8



- The highest peak of **12 787 (10%)** cases was recorded during week 25 of 2021 (Figure 1).
- After a peak in epi-week 25, the country has seen a gradual reduction in the average number of confirmed cases from 1 598 to 29 in epi-week 40.
- The number of cases have plateaued in the last five weeks as seen in the graph.

- The National Call Center continues operations for 24 hours daily.
- Today (10/10/2021), **523** calls were answered.

Figure 1: Epi-curve for confirmed COVID-19 cases, 10 October 2021

Table 3: COVID-19 specimen recorded at the Laboratories 10 October 2021

VARIABLES	TOTAL
Total samples received by the Laboratory	722 736
Total samples tested	708 318
Total samples re-tested	14 301
Total positive results	128 167
Total negative results	580 137
Total samples discarded	117
Invalid results	0
Total pending results	7
Indeterminant/Inconclusive	7
Suspected cases in 24 hours (excluding re-tests)	1 419

- The laboratory testing capacity has been enhanced; with a total of fifteen (15) laboratories carrying out the testing of samples: NIP, Path-Care, UNAM Molecular, Central Veterinary Laboratory, Namib Poultry, NAMDEB, NamPath, Namibia Central Pathology, DiagnoLab, High Care, Alpha Medical Laboratory, Des-Jo Medical Test Centre, ProQuest Diagnostic Laboratory, MAXI and Medlink Laboratory Services.
- To date, **721 198** tests (including **14 299** re-tests) have been conducted by authorized laboratories.
- Since the beginning of the outbreak, **144 526** contacts of confirmed cases have been identified, **0** new contacts were identified within the last 24 hours from 7 regions.
- Cumulatively, **141 988** contacts have completed their monitoring period, while **288** contacts are lost to follow-up and a total of **25 286 (20%)** contacts of confirmed cases have tested positive.
- Today, **210 (27%)** out of **779** active contacts were monitored.

Table 4: Number of people in quarantine, 10 October 2021

Region	Newly quarantined 24 hours	Cumulative number	Number discharged	Number in quarantine now
Erongo	0	6 931	6 891	40
Hardap	0	3 159	3 151	8
Kavango (East and West)	0	1 673	1 673	0
Khomas	0	3 697	3 697	0
Kharas	0	9 909	9 809	100
Kunene	0	6 493	6 293	200
Ohangwena	0	695	695	0
Omaheke	70	15 776	15 716	60
Omusati	0	3 191	3 145	46
Oshana	0	400	400	0
Oshikoto	136	23 484	23 433	51
Otjozondjupa	0	1 804	1 798	6
Zambezi	0	2 026	1 991	35
Total	206	79 238	78 692	546

- Since March 2020, **79 238** people have been placed into quarantine around the country.
- A total of **546** people are currently in quarantine, with **206** admissions.

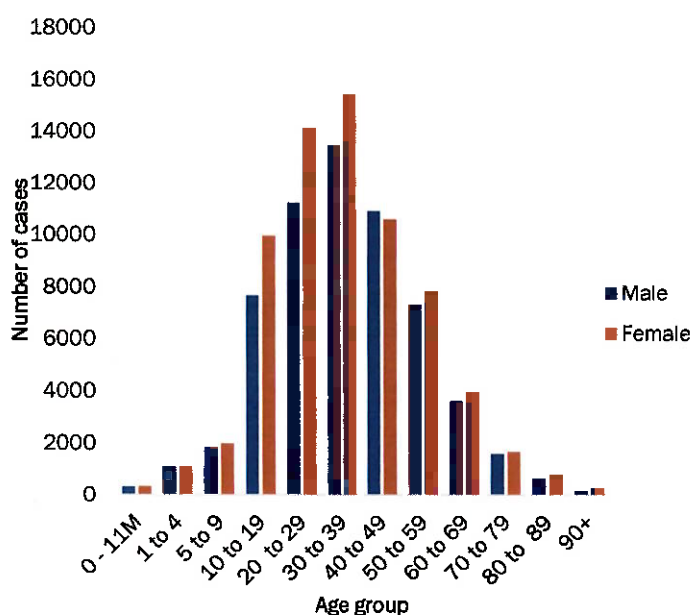


Figure 2: Age and Sex distribution of COVID-19 confirmed cases 10 October 2021

- Of the total confirmed cases, **75 804 (59%)** are in the 20-49 years age-brackets which constitutes the majority of the recorded cases.
- A total of **21 478 (17%)** of the confirmed cases are among the 5-19 years category.
- A total of **15 146 (12%)** of the confirmed cases are among the 50 - 59 years group.
- The under 5 years age group make up **2 909 (2%)** of the total cases whereas, **12 830 (10%)** are above 60 years of age.

Table 5: Summary of COVID-19 vaccine doses administered, 10 October 2021

Region	Cumulative no. of persons vaccinated with doses of Sinopharm, AstraZeneca, Sputnik V, Pfizer and Jassen & Johnson		Targeted Population	Vaccination Coverage (%)	Cumulative no. of Healthcare Workers vaccinated with doses of Sinopharm, AstraZeneca, Sputnik V, Pfizer and Jassen & Johnson	
	1 st doses	Fully vaccinated			1 st doses	Fully vaccinated
Erongo	30 296	23 369	121 682	19%	1 099	789
Hardap	18 198	13 480	56 741	24%	470	377
Kharas	12 854	9 941	55 489	18%	626	334
Kavango East	14 341	8 503	117 665	7%	948	654
Kavango West	6 906	5 585	29 228	19%	341	276
Khomas	75 665	57 157	286 641	20%	3 568	2 480
Kunene	16 754	10 935	66 499	16%	623	384
Ohangwena	19 467	13 330	164 102	8%	688	492
Omaheke	13 402	8 405	51 765	16%	350	229
Omusati	19 086	13 705	139 451	10%	854	610
Oshana	16 975	12 871	126 374	10%	1 343	1 016
Oshikoto	15 761	11 487	124 395	9%	763	645
Otjozondjupa	21 800	16 793	97 903	17%	762	537
Zambezi	4 488	3 493	63 106	5%	517	471
Total	285 993	209 055	1 501 041	14%	12 952	9 294

PUBLIC HEALTH ACTION (S)

- The COVID-19 vaccination programme is ongoing throughout the country.
- Public Health measures continue to be enforced as the situation is closely monitored.
- The government and development partners continue to prioritize the continuation of essential health services.

CHALLENGES

- Poor adherence to COVID-19 Infection Prevention and Control (IPC) measures by the general public.


RECOMMENDATIONS

- Continue to give awareness on the importance of adhering to COVID-19 IPC measures; with the involvement of the Security Cluster.

APPROVED



INCIDENT MANAGER
10 OCTOBER 2021




SECRETARIAT

For enquiries, please contact
Namibia Public Health Emergency Operations Centre;

 PHEOC@mhss.gov.na

 0800 100 100

 0851 100 100